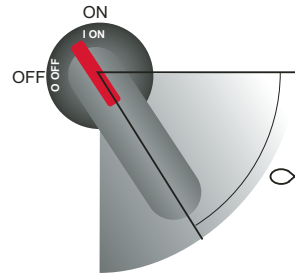
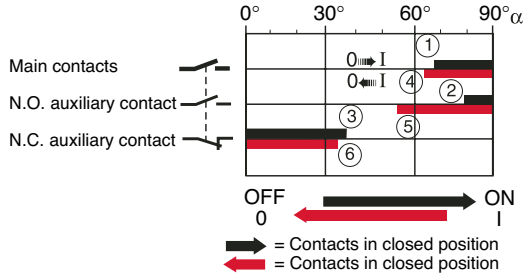


# Auxiliary contact timing diagrams OT16 – OT100

Disconnect  
switches  
Non-fusible

## Legend



### Contacts closing

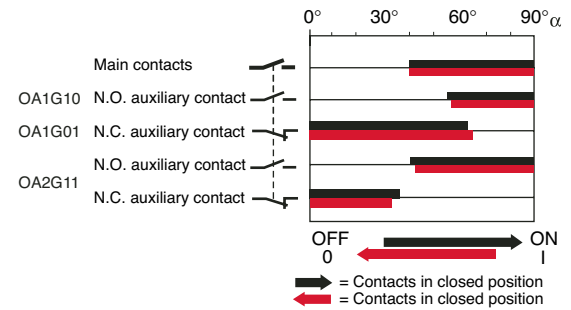
- ① Main contacts close
- ② N.O. auxiliary contacts close
- ③ N.C. auxiliary contacts open

### Contacts opening

- ④ Main contacts open
- ⑤ N.O. auxiliary contacts open
- ⑥ N.C. auxiliary contacts close

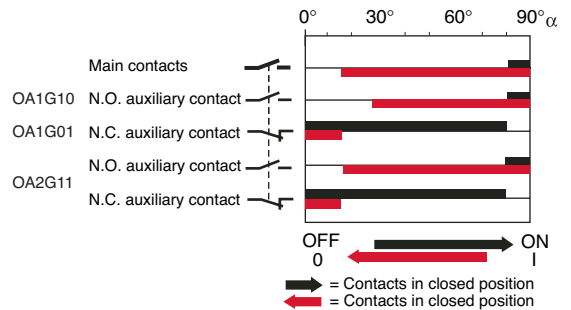
## OT16, OT25, OT32

Catalog number	Auxiliary contact	Contact configuration
OT16, OT25, OT32	OA1G10 OA1G01 OA2G11	1 N.O. 1 N.C. 1 N.O. & 1 N.C.



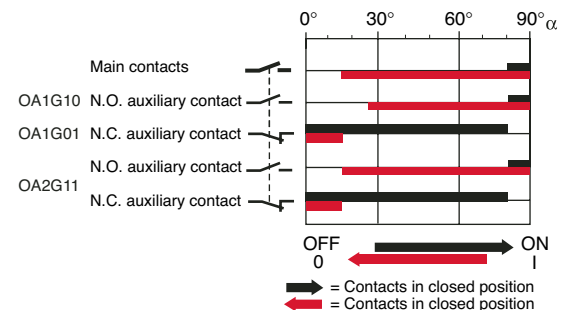
## OT45, OT63

Catalog number	Auxiliary contact	Contact configuration
OT45, OT63	OA1G10 OA1G01 OA2G11	1 N.O. 1 N.C. 1 N.O. & 1 N.C.



## OT30, OT60, OT100

Catalog number	Auxiliary contact	Contact configuration
OT30, OT60, OT100	OA1G10 OA1G01 OA2G11	1 N.O. 1 N.C. 1 N.O. & 1 N.C.

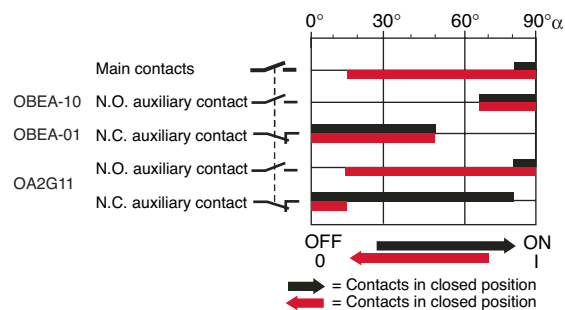


Disconnect  
switches  
Non-fusible

## Auxiliary contact timing diagrams OT160 – OETL-NF200A

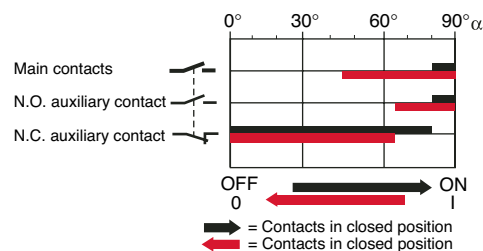
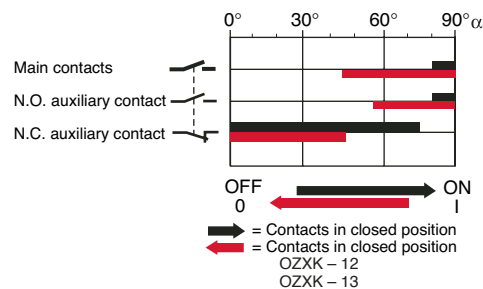
### OT160E3

Catalog number	Auxiliary contact	Contact configuration
OT160E3	OBEA-10	1 N.O.
	OBEA-01	1 N.C.
	OA2G11	1 N.O. & 1 N.C.



### OETL-NF200A

Catalog number	Auxiliary contact	Contact configuration
OETL-NF200A	OZXK-121	N.O. & 1 N.C.
	OZXK-132	N.O. & 2 N.C.
	OZXK-16	4 N.O. & 4 N.C.

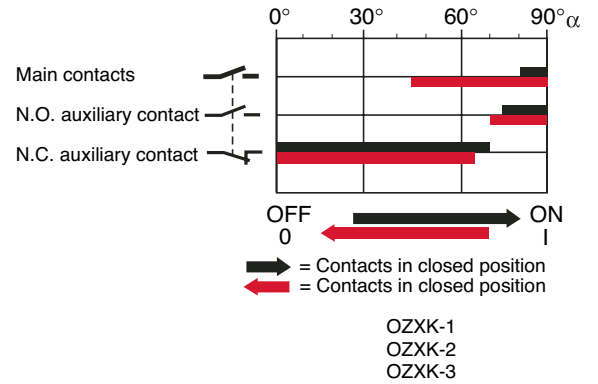


# Auxiliary contact timing diagrams OETL-NF400 – OETL-NF3150

Disconnect  
switches  
Non-fusible

## OETL-NF400 – OETL-NF600A

Catalog number	Auxiliary contact	Contact configuration form C
OETL-NF400 – OETL-NF600A	OZ XK-1 OZ XK-2 OZ XK-3	1 N.O. & 1 N.C. 2 N.O. & 2 N.C. 4 N.O. & 4 N.C.



## OETL-NF800A – OETL-NF3150

Catalog number	Auxiliary contact	Contact configuration
OETL-NF800A – OETL-NF3150	OZ XK-1 OZ XK-2 OZ XK-3	1 N.O. & 1 N.C. 2 N.O. & 2 N.C. 4 N.O. & 4 N.C.

