

# AF09R ... AF30R 3-pole Reversing Contactors - AF..Z Additional Coils

## AC / DC Operated - with Screw Terminals



25 to 50A  
5 to 20 HP



AF09R-30-10



### Application

**AF09ZR ... AF30ZR** reversing contactors are used for controlling power circuits up to 600 V AC and 240 V DC. They are mainly used for controlling 3-phase motors.

### Description



- **AF09ZR ... AF30ZR** contactors include an electronic coil interface accepting a wide control voltage  $U_c$  min. ...  $U_c$  max and managing large control voltage variations.
- **AF..Z** contactors cover control voltages comprised between 24...250 V 50/60 Hz or 12...250 V DC
- **AF..Z** contactors allow direct control by PLC-output  $\geq 24$  V DC 500 mA and obtain a reduced holding coil consumption.
- **AF..Z** contactors withstand short dips and voltage interruptions (SEMI F47-0706 compliance)
- **AF..Z** contactors have built-in surge protection and do not require additional surge suppressors
- The built-in N.C. auxiliary contact is a mirror contact in compliance with annex F of IEC 60947-4-1.

### Ordering Details

UL/CSA General purpose rating	UL/CSA Motor ratings, HP					Control voltage Range $U_c$ min. ... $U_c$ max.		Auxiliary contacts fitted per contactors		Catalog number	List price	Weight  Pack <sup>(ing)</sup> 1 piece kg/lbs
	1-phase 120 V	240 V	3-phase 200 -240 V	440 -480 V	550 -600 V	V 50/60 Hz	V DC					
25	0.75	1.5	2	5	7.5	24...60	20...60	1	1	AF09ZR-30-22-21		0.77/1.69
						48...130	48...130	1	1	AF09ZR-30-22-22		0.77/1.69
						100...250	100...250	1	1	AF09ZR-30-22-23		0.77/1.69
28	1	2	3	7.5	10	24...60	20...60	1	1	AF12ZR-30-22-21		0.77/1.69
						48...130	48...130	1	1	AF12ZR-30-22-22		0.77/1.69
						100...250	100...250	1	1	AF12ZR-30-22-23		0.77/1.69
30	1.5	3	5	10	15	24...60	20...60	1	1	AF16ZR-30-22-21		0.77/1.69
						48...130	48...130	1	1	AF16ZR-30-22-22		0.77/1.69
						100...250	100...250	1	1	AF16ZR-30-22-23		0.77/1.69
45	2	3	7.5	15	20	24...60	20...60	0	1	AF26ZR-30-02-21		0.85/1.86
						48...130	48...130	0	1	AF26ZR-30-02-22		0.85/1.86
						100...250	100...250	0	1	AF26ZR-30-02-23		0.85/1.86
50	2	5	10	20	-	24...60	20...60	0	1	AF30ZR-30-02-21		0.85/1.86
						48...130	48...130	0	1	AF30ZR-30-02-22		0.85/1.86
						100...250	100...250	0	1	AF30ZR-30-02-23		0.85/1.86

Note: Only AF..Z contactors with DC control voltage 12...20 V DC need to respect the connection polarities indicated close to the coil terminals: A1+ for the positive pole and A2- for the negative pole

### Auxiliary contact block

For contactors	Positioning	Auxiliary contacts		Catalog number	List price	Weight  Pack <sup>(ing)</sup> 1 piece kg/lbs
						
AF09 ... AF30	Front	1	0	CA4-10		0.014/0.03
	Front	0	1	CA4-01		0.014/0.03
	Side	1	1	CAL4-11		0.040/0.09



CA4-10



CAL4-11