


ZK4 PI-Spring terminal blocks

Feed-through - 6 mm 0.236 in spacing

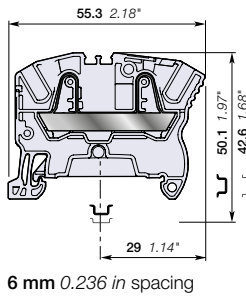


2



1SNK70603R00014

ZK4



6 mm 0.236 in spacing

Description

Combine high performance with compact dimensions:

- 1000 V AC / DC IEC 600 V UL,
- Opt for the best marking visibility thanks to the up-front, flat marker zone, which lets you mark up to eight digits or increase the font size.

Ordering details

| Description | Color | Type | Order code | Pkg qty | Weight (1 pce) g |
|----------------------------|--------|--------|-----------------|---------|------------------|
| Feed-through 2 connections | Grey | ZK4 | 1SNK706010R0000 | 50 | 7.90 |
| | Blue | ZK4-BL | 1SNK706020R0000 | 50 | 7.90 |
| | Orange | ZK4-OR | 1SNK706030R0000 | 50 | 7.90 |
| | Yellow | ZK4-YL | 1SNK706060R0000 | 50 | 7.90 |
| | Red | ZK4-RD | 1SNK706062R0000 | 50 | 7.90 |
| | Black | ZK4-BK | 1SNK706066R0000 | 50 | 7.90 |

Main technical data

| Connecting capacity | | IEC | UL - CSA | Mounting instructions | |
|--|----------------------------|---|---------------|---|--|
| 1 conductor per clamp | Rigid - Solid / Stranded | 0.5 ... 6 mm ² | 26 ... 10 AWG | Rail | TH 35-7.5, TH 35-15 |
| | Flexible | 0.5 ... 4 mm ² | | Wire stripping length | 12.5 mm 0.492 in |
| | with non insulated ferrule | 0.5 ... 4 mm ² | 26 ... 12 AWG | Tool (for flexible conductor without ferrule) | Flat screwdriver Ø 3.5 mm Ø 0.138 in |
| | with insulated ferrule | 0.5 ... 4 mm ² | 26 ... 12 AWG | | |
| 2 conductors per clamp | Flexible with twin ferrule | 0.5 ... 1 mm ² | 26 ... 18 AWG | | |
| Rated current / Rated cross section | | 32 A / 4 mm ² | 30 A / 10 AWG | | |
| Rated short-time withstand current (1s) | | 480 A | 636 A | | |
| Short Circuit Current Rating (with specific conditions) | | | 100 kA | | |
| Rated voltage | | 1000 V | 600 V | | |
| Impulse withstand voltage | | 8000 V | | | |
| Protection | | IP20 | NEMA 1 | | |
| Increased safety Ex e | | 693 V 29 A IEC/EN 60079-7 - IM2 II 2 GD Ex eb I/IC/IIIC | | | |

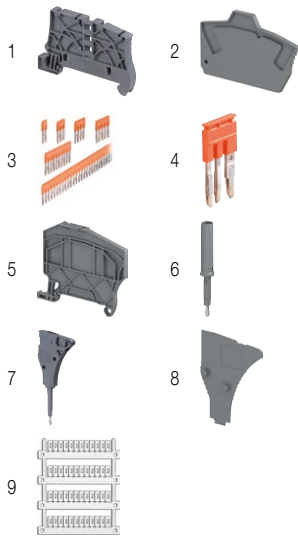
The connecting capacity data for one Rigid - Solid / Stranded - Flexible conductor (when applicable) is a mandatory information required by IEC, UL and CSA standards (Copper conductors). All other data are provided as supplementary information only. For more details, please consult our CB, UL or CSA certificates and technical datasheet available on <http://www.ABB.com>



Accessories

| Description | Color | Type | Order code | Pkg qty | Weight (1 pce) g | |
|--------------------------|-----------|----------------------------------|-----------------|-----------------|------------------|-------|
| 1 End stops | Dark grey | BAZ1 | 1SNK900002R0000 | 50 | 5.30 | |
| 2 End sections | Dark grey | EK2-5 | 1SNK705910R0000 | 20 | 1.80 | |
| 3 Jumper bars | Orange | 2 poles | JB6-2 | 1SNK906302R0000 | 50 | 1.30 |
| | | 3 poles | JB6-3 | 1SNK906303R0000 | 50 | 2.10 |
| | | 4 poles | JB6-4 | 1SNK906304R0000 | 50 | 2.90 |
| | | 5 poles | JB6-5 | 1SNK906305R0000 | 50 | 3.60 |
| | | 10 poles | JB6-10 | 1SNK906310R0000 | 20 | 7.40 |
| | | 50 poles | JB6-50 | 1SNK906350R0000 | 10 | 38.10 |
| 4 Cross spacing jumpers | Orange | JB85-3 | 1SNK900603R0000 | 10 | 2.80 | |
| 5 Circuit separators | Dark grey | CS-R2 | 1SNK900106R0000 | 20 | 3.80 | |
| 6 Test adapters | Dark grey | For test plugs DIA 2 mm 0.079 in | TP2 | 1SNK900203R0000 | 20 | 1.70 |
| | | For test plugs DIA 4 mm 0.157 in | TP4 | 1SNK900205R0000 | 20 | 2.40 |
| 7 Test connectors | Dark grey | TC5-R1 | 1SNK900201R0000 | 10 | 5.20 | |
| 8 Spacers | Dark grey | ES-TC6 | 1SNK900105R0000 | 10 | 0.80 | |
| 9 Terminal block markers | White | Blank marker | MG-CPM 13 41791 | 1SNB041791R0612 | 1680 | 0.27 |
| | | Blank card | MC612 | 1SNK150000R0000 | 22 | 10.00 |
| | | Universal wire markers holder | UMH | 1SNK159999R0000 | 20 | 11.00 |
| | Grey | UMH | 1SNK900611R0000 | 10 | 0.20 | |

Complete list of accessories is indicated in the terminal block datasheet including end stops. Some accessories such as jumper bars may modify the terminal block's ratings: Complete information available in the accessories section of the catalog.



Ground PI-Spring terminal blocks

| Description | Color | Type | Order code | Pkg qty | Weight (1 pce) g |
|---------------------------------|--------------|--------|-----------------|---------|------------------|
| Ground Profile aligned with ZK4 | Green-yellow | ZK4-PE | 1SNK706150R0000 | 20 | 12.60 |

All the technical data for UL/CSA standard and dimensions in inches are in *italics*. Technical data valid for copper conductors only.