

End View:

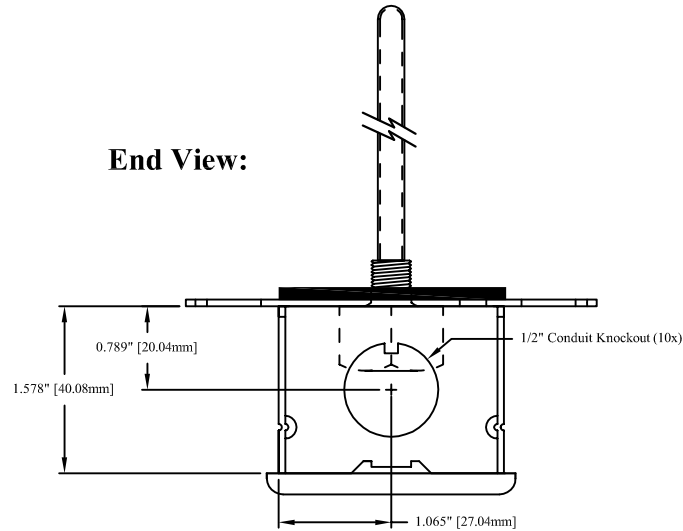
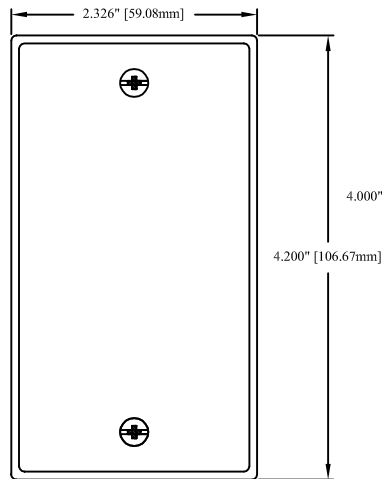


TABLE A

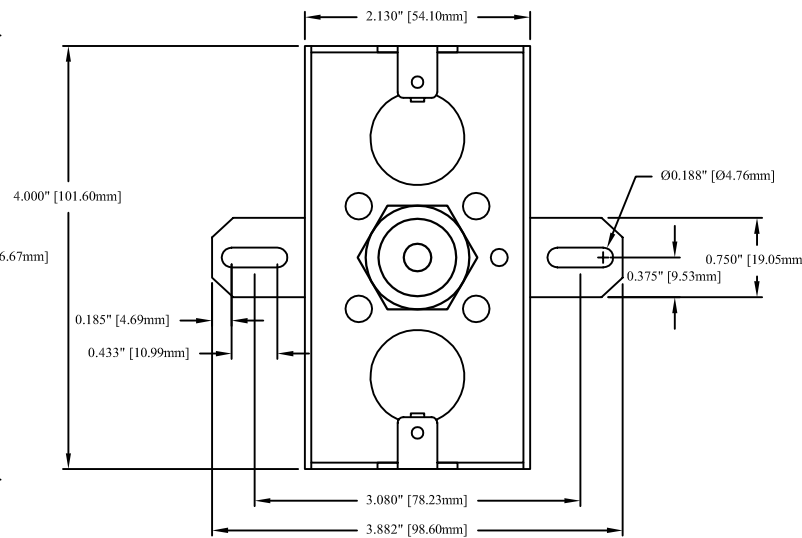
Part Number	Probe Length	Ref A (Insertion Length)
A/xx-D-2"-GD	2"	1.75" ± 0.13"
A/xx-D-4"-GD	4"	3.75" ± 0.13"
A/xx-D-6"-GD	6"	5.75" ± 0.13"
A/xx-D-8"-GD	8"	7.75" ± 0.13"
A/xx-D-12"-GD	12"	11.75" ± 0.25"
A/xx-D-18"-GD	18"	17.75" ± 0.25"

Note: "xx" = Sensor Type

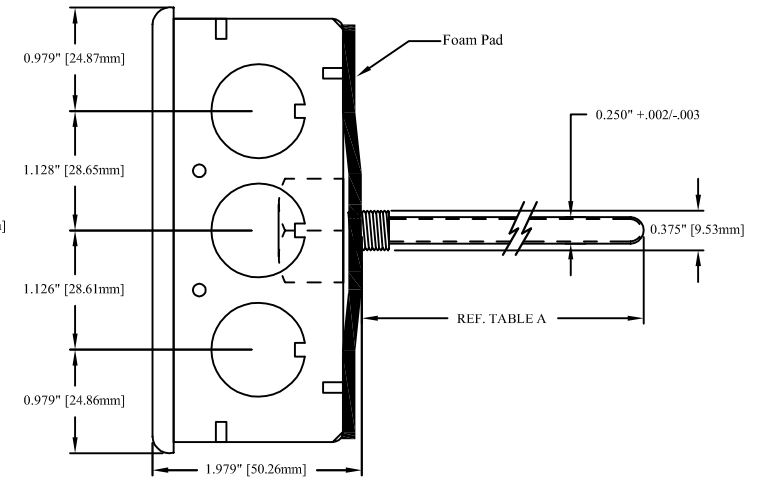
Cover:



Top View, No Cover:



Side View:



TOLERANCE: (UNLESS NOTED)
 3 PLACE DECIMAL = ±0.010
 2 PLACE DECIMAL = ±0.130
 1 PLACE DECIMAL = ±0.300
 ALL DIMENSIONS IN INCHES.
 DRAWING NOT TO SCALE.

WARNING!
 CONFIDENTIAL
 INFORMATION--
 PROPERTY OF ACI.
 UNAUTHORIZED USE
 STRICTLY FORBIDDEN.



DRAWING NUMBER
 M0000015

DATE	DESCRIPTION	DRAWN BY	APPROVED BY	DRAWING NUMBER	REV
02-12-13	DUCT TEMP. w/Galvanized J-BOX	TJD	TJD	M0000015	6

Part Number	Probe Length	Ref A (Insertion Length)
A/xx-D-2"-GD	2"	1.75" ± 0.13"
A/xx-D-4"-GD	4"	3.75" ± 0.13"
A/xx-D-6"-GD	6"	5.75" ± 0.13"
A/xx-D-8"-GD	8"	7.75" ± 0.13"
A/xx-D-12"-GD	12"	11.75" ± 0.25"
A/xx-D-18"-GD	18"	17.75" ± 0.25"

Note: "xx" = Sensor Type

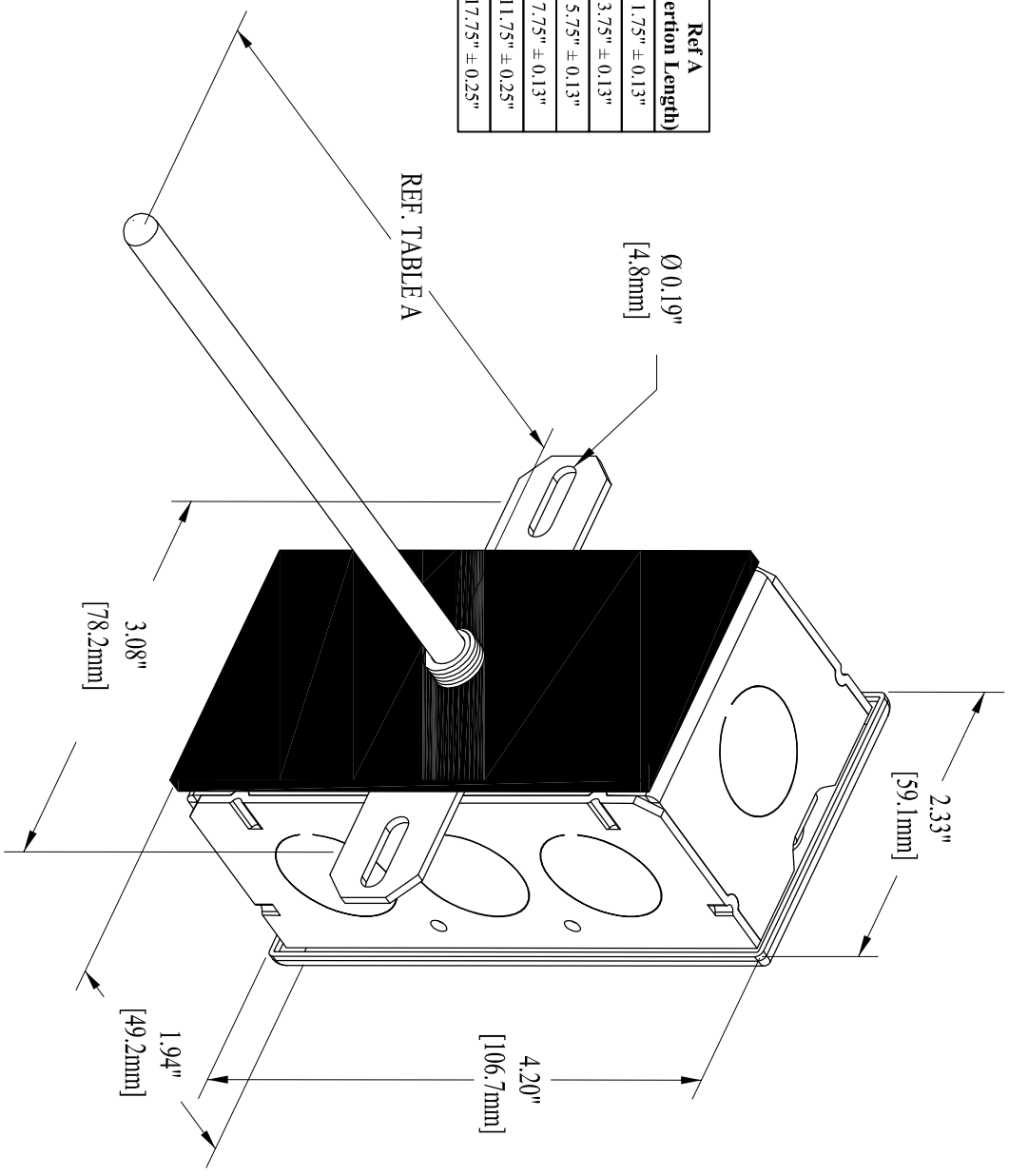


TABLE A

TOLERANCE: (UNLESS NOTED)
 3 PLACE DECIMAL = ±0.010
 2 PLACE DECIMAL = ±0.130
 1 PLACE DECIMAL = ±0.300
 ALL DIMENSIONS IN INCHES.
 DRAWING NOT TO SCALE.

WARNING!
 CONFIDENTIAL
 INFORMATION--
 PROPERTY OF ACI.
 UNAUTHORIZED USE
 STRICTLY FORBIDDEN.



DRAWING NUMBER
 M00000015

DATE	DESCRIPTION	DRAWN BY	APPROVED BY	DRAWING NUMBER	REV
02-12-13	DUCT TEMP. w/Galvanized J-BOX	TJD	TJD	M0000015	6