
















## Step Cam Switches, 1-2 With Zero, Type R, Door or Thru Panel Mounting

ACTUATOR	FIXING	P012 - P016 - P020		C025 C032 C040	C063 C080	G125	G200
		 45°	 NO	 45°	 45°	 60°	 60°
	screw	001/0028	-	007/0028	201/0028	441/0028	461/0028
	ø22	056X/0028	-	-	-	-	-
	screw	-	-	-	-	-	-
	ø22	-	-	-	-	-	-
	screw	-	-	-	-	-	-
	ø22	-	-	-	-	-	-
	screw	-	-	-	-	-	-
	ø22	-	-	-	-	-	-
	screw	-	-	-	-	-	-
	ø22	-	-	-	-	-	-
	screw	-	-	-	-	-	-
	ø22	-	-	-	-	-	-
	ø22	-	-	-	-	-	-
	ø22	-	028X	-	-	-	-
	ø22	-	029X	-	-	-	-

▲ Key removable at 0° and 180°