















Step Cam Switches, 1-2-3-4 With Zero, Type R, Door or Thru Panel Mounting

| ACTUATOR | FIXING | P012 - P016 - P020 | | C025 C032 C040 | C063 C080 | G125 | G200 |
|---|--------------|--|---|--|--------------|--|--|
| | |  45° |  NO |  45° | - |  60° |  60° |
|  | screw ø22 | 001/0030 056X/0030 | - - | 007/0030 - | - - | 441/0030 - | 461/0030 - |
|  | screw ø22 | - - | - - | - - | - - | - - | - - |
|  | screw ø22 | - - | - - | - - | - - | - - | - - |
|  | screw ø22 | - - | - - | - - | - - | - - | - - |
|  | screw ø22 | - - | - - | - - | - - | - - | - - |
|  | screw ø22 | - - | - - | - - | - - | - - | - - |
|  | ø22 | - | - | - | - | - | - |
|  | ø22 | - | 028X | - | - | - | - |
|  | ø22 | - | 029X | - | - | - | - |

▲ Key removable at 0° and 180°