


AE/CE Series Industrial Control Transformers



FEATURES & BENEFITS

- Epoxy encapsulated design protects core & coil assembly from potentially damaging contaminants.
- Integrally molded terminal blocks with isolation barriers to prevent arc over, terminal blocks allow full access for ring terminals for easy installation and solid termination.
- Heavy gauge steel mounting feet.
- Available factory or field installed fuse blocks provide integral fusing on the primary or primary and secondary.
- Dual labeling for easy product identification when equipped with a fuse block.
- 50-750 VA, 50/60 Hz.
- UL and cUL Listed, CE Marked (CE Series only).
- Ten-year limited warranty.
- 55°C Temperature Rise.
- 105°C Insulation Class.

CE Series for Global Applications

Acme's CE Series Encapsulated Industrial Control Transformers carry the CE mark, indicating it complies with the requirements established by the International Electrotechnical Commission (IEC) for use of control circuit transformers in the countries of the European Union. Regulations that apply to control transformers include Low Voltage Directive 73/23/EEC and Electromagnetic Compatibility (EMC) Directive 89/336/EEC.



The Acme Electric AE and CE Series Industrial Control Transformers are designed specifically for machine tool control circuit applications. These transformers have the ability to handle potentially damaging high in-rush currents that occur when electromagnetic components are energized, without sacrificing the required stable output voltage. Designed to meet or exceed the demands of international standards, combined with the full breadth of product offering, the AE and CE Series Transformers from Acme Electric are the ideal solution for your industrial control applications.

Cooler. Cleaner. More Compact.

The AE and CE Series design improves the dissipation of the heat away from the core and coil assembly providing cooler operation. In addition, the AE and CE Series industrial control transformers seal the transformer's windings and internal terminations within an epoxy encapsulant encased in a durable thermoplastic end cap, protecting them from potentially damaging moisture, dirt and other ambient contaminants. Furthermore, Acme's compact design helps minimize the mounting footprint, providing more flexibility in applications where space is at a premium.

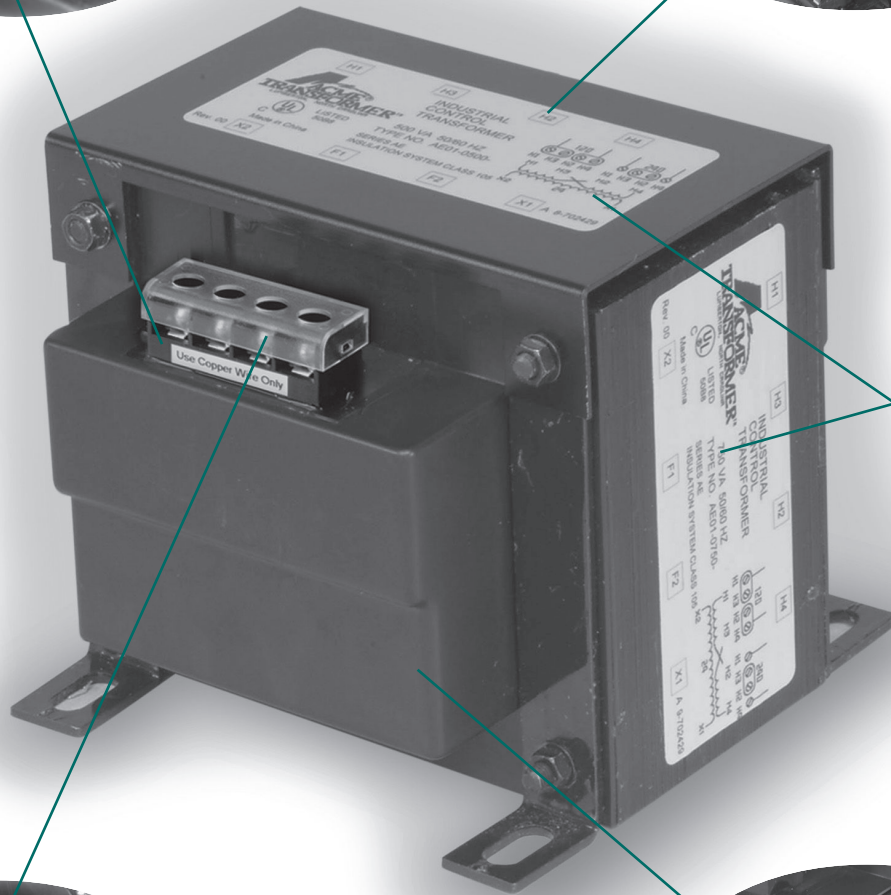



FEATURES


Integrally molded terminal blocks with combination slotted/Phillips screws. Isolation barriers protect against arc over while able to accommodate a full ring terminal.



Integrally mounted fuse blocks available in standard and touch-proof (CE Series) style.



Dual labels for identification of fused modules



CE Series offers touch-proof terminals, isolating live contacts for additional safety.



Epoxy encapsulated copper windings and internal terminations, providing isolation from external contaminants and physical damage.

SELECTION CHARTS

AE SERIES

GROUP I



120 x 240 PRIMARY VOLTS — 24 SECONDARY VOLTS — 1Ø, 50/60 Hz

VA RATING	CATALOG NUMBER	APPROX. DIMENSIONS INCHES (CM.)					MOUNTING SLOT	APPROX. SHIPPING WT
		A	B	C	D	E		
50	AE01-0050	2.69 (6.8)	3.00 (7.6)	2.81 (7.1)	2.03 (5.1)	2.53 (6.4)	.20 x .40 (0.5 x 1.0)	2.50 (1.1)
75	AE01-0075	3.22 (8.1)	3.00 (7.6)	2.81 (7.1)	2.53 (6.4)	2.53 (6.4)	.20 x .40 (0.5 x 1.0)	3.50 (1.6)
100	AE01-0100	3.28 (8.3)	3.41 (8.6)	3.09 (7.8)	2.41 (6.1)	2.81 (7.1)	.20 x .40 (0.5 x 1.0)	4.05 (1.8)
150	AE01-0150	3.88 (9.8)	3.78 (9.6)	3.41 (8.6)	2.97 (7.5)	3.13 (7.9)	.20 x .40 (0.5 x 1.0)	6.50 (2.9)
250	AE01-0250	4.13 (10.4)	4.50 (11.4)	3.84 (9.7)	2.94 (7.4)	3.75 (9.5)	.20 x .40 (0.5 x 1.0)	9.25 (4.2)
350	AE01-0350	5.00 (12.7)	4.50 (11.4)	3.84 (9.7)	3.78 (9.6)	3.75 (9.5)	.20 x .40 (0.5 x 1.0)	12.75 (5.8)
500	AE01-0500	5.53 (14.0)	5.25 (13.3)	4.66 (11.8)	4.16 (10.5)	4.38 (11.1)	.31 x .69 (0.8 x 1.7)	19.00 (8.6)
750	AE01-0750	6.81 (17.3)	5.25 (13.3)	4.66 (11.8)	5.75 (14.6)	4.38 (11.1)	.31 x .69 (0.8 x 1.7)	26.00 (11.8)

GROUP II

200/220/440, 208/230/460, 240/480 PRIMARY VOLTS — 23/110, 24/115, 25/120 SECONDARY VOLTS — 1Ø, 50/60 Hz

VA RATING	CATALOG NUMBER	APPROX. DIMENSIONS INCHES (CM.)					MOUNTING SLOT	APPROX. SHIPPING WT
		A	B	C	D	E		
50	AE02-0050	3.28 (8.3)	3.00 (7.6)	2.78 (7.0)	2.25 (5.7)	2.53 (6.4)	.20 x .40 (0.5 x 1.0)	3.0 (1.4)
75	AE02-0075	3.28 (8.3)	3.00 (7.6)	3.09 (7.8)	2.53 (6.4)	2.81 (7.1)	.20 x .40 (0.5 x 1.0)	4.0 (1.8)
100	AE02-0100	3.28 (8.3)	3.41 (8.6)	3.41 (8.6)	2.53 (6.4)	3.13 (7.9)	.20 x .40 (0.5 x 1.0)	4.0 (1.8)
150	AE02-0150	4.03 (10.2)	3.75 (9.5)	3.41 (8.6)	3.28 (8.3)	3.13 (7.9)	.20 x .40 (0.5 x 1.0)	7.0 (3.2)
250	AE02-0250	4.38 (11.1)	4.50 (11.4)	4.03 (10.2)	3.75 (9.5)	3.75 (9.5)	.20 x .40 (0.5 x 1.0)	9.0 (4.1)
300	AE02-0300	5.13 (13.0)	4.50 (11.4)	4.97 (12.6)	3.88 (9.8)	4.38 (11.1)	.31 x .69 (0.8 X 1.7)	11.0 (5.0)
350	AE02-0350	5.25 (13.3)	4.50 (11.4)	4.97 (12.6)	4.16 (10.5)	4.38 (11.1)	.31 x .69 (0.8 X 1.7)	13.0 (5.9)
500	AE02-0500	6.31 (16.0)	5.25 (13.3)	4.97 (12.6)	5.25 (13.3)	4.38 (11.1)	.31 x .69 (0.8 X 1.7)	19.0 (8.6)
750	AE02-0750	6.81 (17.3)	5.25 (13.3)	4.97 (12.6)	5.75 (14.6)	4.38 (11.1)	.31 x .69 (0.8 X 1.7)	27.0 (12.2)

GROUP III

240 x 480 PRIMARY VOLTS — 24 SECONDARY VOLTS — 1Ø, 50/60 Hz

VA RATING	CATALOG NUMBER	APPROX. DIMENSIONS INCHES (CM.)					MOUNTING SLOT	APPROX. SHIPPING WT
		A	B	C	D	E		
50	AE03-0050	2.69 (6.8)	3.00 (7.6)	2.81 (7.1)	2.03 (5.1)	2.53 (6.4)	.20 x .40 (0.5 x 1.0)	2.5 (1.1)
75	AE03-0075	3.22 (8.1)	3.00 (7.6)	2.81 (7.1)	2.53 (6.4)	2.53 (6.4)	.20 x .40 (0.5 x 1.0)	3.5 (1.6)
100	AE03-0100	3.28 (8.3)	3.41 (8.6)	3.09 (7.8)	2.41 (6.1)	2.81 (7.1)	.20 x .40 (0.5 x 1.0)	4.0 (1.8)
150	AE03-0150	3.88 (9.8)	3.84 (9.7)	3.41 (8.6)	2.97 (7.5)	3.13 (7.9)	.20 x .40 (0.5 x 1.0)	6.5 (2.9)
250	AE03-0250	4.13 (10.4)	4.50 (11.4)	3.84 (9.7)	2.94 (7.4)	3.75 (9.5)	.20 x .40 (0.5 x 1.0)	9.2 (4.2)
350	AE03-0350	5.00 (12.7)	4.50 (11.4)	3.84 (9.7)	3.78 (9.6)	3.75 (9.5)	.20 x .40 (0.5 x 1.0)	12.7 (5.8)
500	AE03-0500	5.53 (14.0)	5.25 (13.3)	4.66 (11.8)	4.16 (10.5)	4.34 (11.0)	.31 x .69 (0.8 X 1.7)	19.0 (8.6)
750	AE03-0750	6.81 (17.3)	5.25 (13.3)	4.66 (11.8)	5.75 (14.6)	4.38 (11.1)	.31 x .69 (0.8 X 1.7)	26.0 (11.8)