


Altech Busbar Systems

The Altech Busbar system is an innovative way to jumper up to 57 poles of Altech Miniature Circuit Breakers (MCB)/ Manual Motor Controllers (MMC), Supplementary Protectors (SP).

The advantages of this jumper system are:

- UL recognized and listed for Altech's R Series, V-EA Series and MA Series of Miniature Circuit Breakers
- Installation time savings
- Panel space savings
- Less or no maintenance
- High electrical ratings
- Customers can cut the busbar without losing the UL approval
- UL recognized for use with a few competitor's UL1077 supplementary protectors. *Contact Altech for further information.*



Two Power Feed Methods

START/ END Feed Method

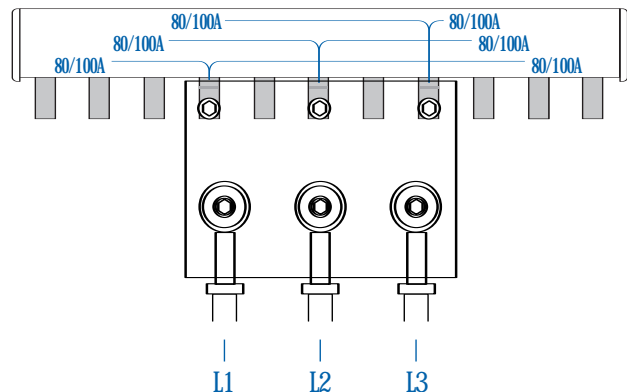
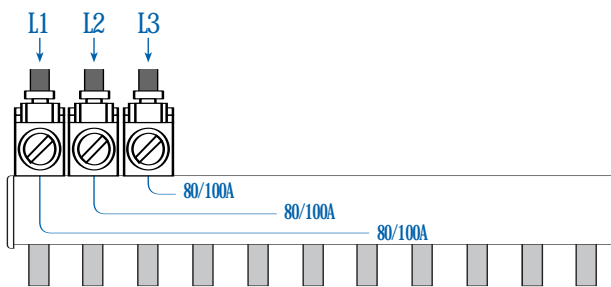
Rated current per phase

	L1	L2	L3
18mm ² :	80A	80A	80A
25mm ² :	100A	100A	100A

CENTER/ MIDDLE Feed Method

Rated current per power feed block

	L1	L2	L3
18mm ² :	160A	160A	160A
25mm ² :	200A	200A	200A



Power Feed Devices

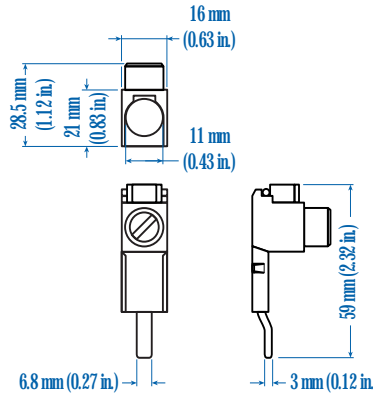

Easy connection of power supply wires to the busbar/MCB. Power Feed Devices ensures permanent connection.

Type Designation

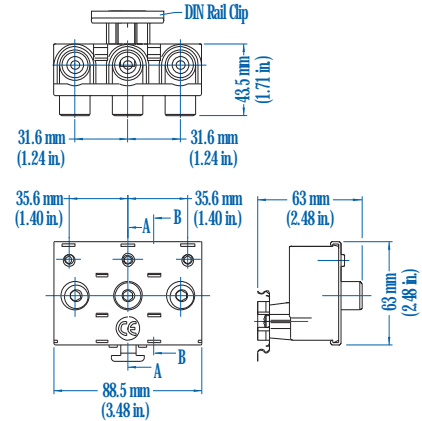

$\frac{P}{(A)} \frac{50}{(B)} \frac{U}{(C)} \frac{T}{(D)}$

- (A) = Power Feed lug/block
- (B) = 50mm² or 95mm² cross-section area
- (C) = USA and Canada design basics
- (D) = T-Terminal connection
B-Busbar connection

Power Feed Lug



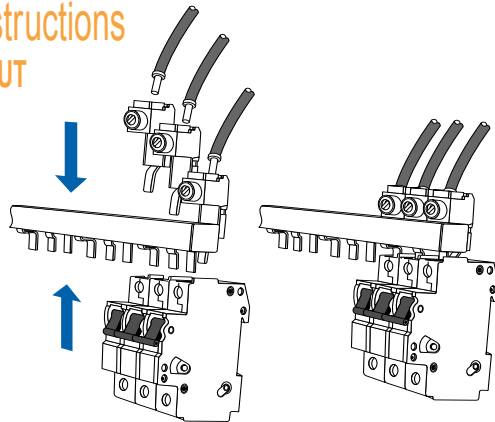
Power Feed Block



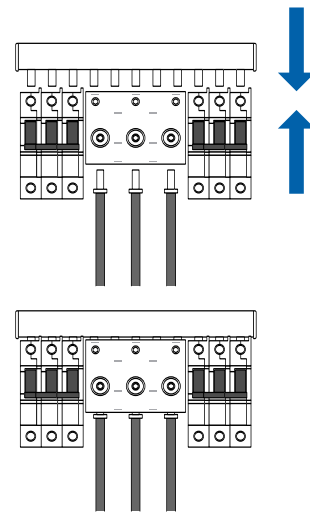
Type/Cat. No.	P50UT	P95UB
Electrical Ratings	115A/480VAC	200A/480VAC
Terminal Site Acceptability	10-1/0 AWG	1-4/0 AWG
Recommended/Required Torque	5.6Nm (50lb. in.)	19.5Nm (175lb. in.)
Material of Lug	MS58 Brass	MS58 Brass
Insulation Material	Zytel FR 72G25-V Plastic	Zytel FR 72G25-V Plastic
For use with	18 and 25mm ² 1-3 phase Busbar	18 and 25mm ² 3 phase Busbar

Assembly Instructions

P50UT




P95UB



The power feed lugs (Cat. # P50UT) fit together with the lugs of the busbar in the terminals of the MCB/MA.

Miscellaneous Accessories

End Caps



18/25CAP3P

18/25mm² 2&3 phase Busbar

Insulation Caps



BRS5

18/25mm² 1-3 phase Busbar

Type/Cat. No:

For use with:

BUSBAR ORDERING INFORMATION

Please consider the following criteria when choosing the proper busbar:

1. Number of phases
2. Number of devices / MMCs
3. Number of poles/number of pins
4. Sum of out going device currents *

Type/Cat. No. Designation:

$\frac{3}{(A)} \frac{P}{(B)} \frac{25}{(C)} \frac{U}{(D)} \frac{3}{(E)} \frac{H}{(F)} / \overline{(G)}$

- (A) = Number of transverse copper strips inserted. (Can be 1, 2 or 3 for 1, 2 or 3 phases)
- (B) = Pin version
- (C) = 18mm² or 25mm² cross-section area
- (D) = USA and Canada design basics
- (E) = 1 or 3 track insulation
- (F) = Blank - No Spacing
H-Auxiliary Switch (1/2 pole) spacing
- (G) = Total number of pins

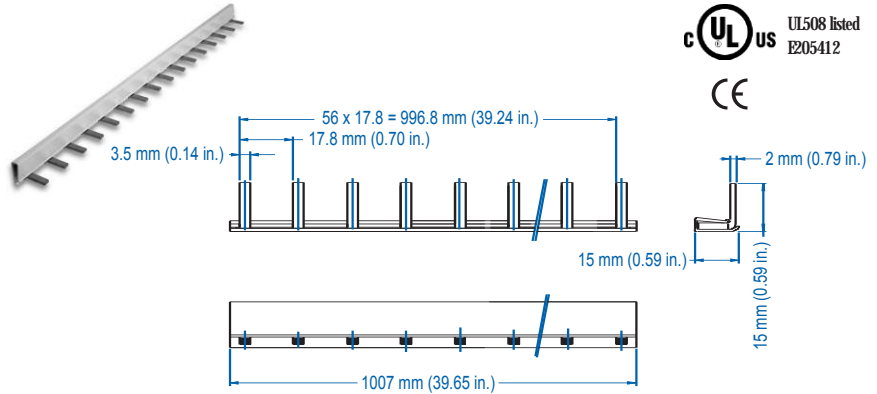
Technical Specifications:

- Material of Busbar: E-Cu58 F25 Copper
- Insulation Track Material: Bergamid B700 Plastic (130°C)
- Electrical Ratings:
 - 18mm²: 80A/480VAC
 - 25mm²: 100A/480VAC
- Manufactured according to VDE 0660 Part 100 and 502, VDE 0606, VDE 0659

NOTES:

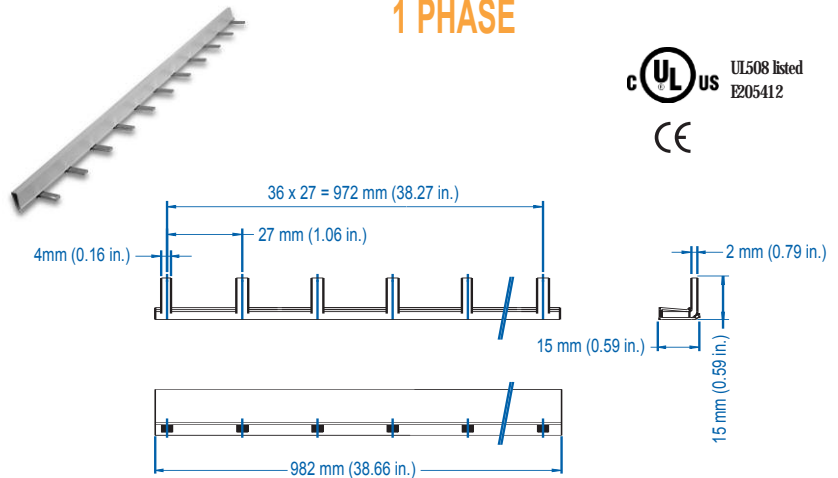
- * Do not exceed the busbars rated current.
- ** For additional pin configurations, please consult Altech.

1 PHASE



18mm ² Type/Cat. No.	No. of Pins **	No. of MMC to Jumper	Length mm
1P18U1/2	2	2x1 pole	32
1P18U1/4	4	4x1 pole	68
1P18U1/8	8	8x1 pole	144
1P18U1/12	12	12x1 pole	208
1P18U1/24	24	24x1 pole	420
1P18U1/36	36	36x1 pole	638
1P18U1/48	48	48x1 pole	852
1P18U1/57	57	57x1 pole	1009

1 PHASE



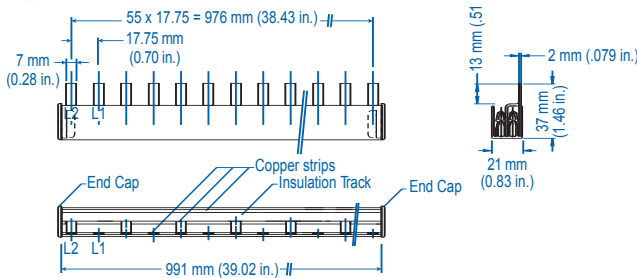
With Auxiliary Switch (1/2 pole) Spacing

18mm ² Type/Cat. No.	No. of Pins **	No. of MMC to Jumper	Length mm
1P18U1H/2	2	2x1 pole	48
1P18U1H/4	4	4x1 pole	102
1P18U1H/8	8	8x1 pole	206
1P18U1H/12	12	12x1 pole	314
1P18U1H/18	18	18x1 pole	472
1P18U1H/24	24	24x1 pole	640
1P18U1H/30	30	30x1 pole	804
1P18U1H/37	37	37x1 pole	982

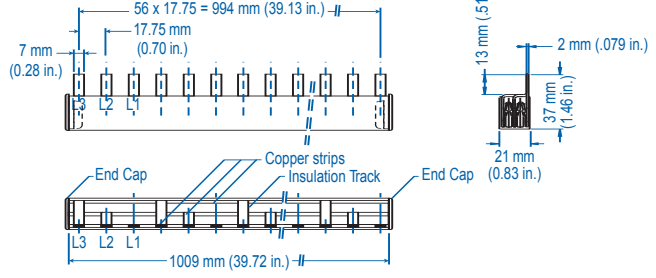
For one pole spacing busbars, please consult Altech.



2 PHASE



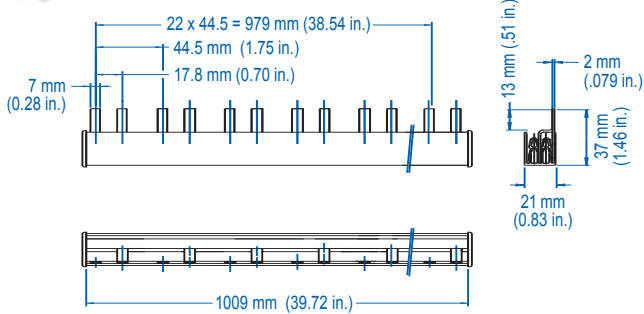
3 PHASE



18mm ² Type/Cat. No.	25mm ² Type/Cat. No.	No. of Pins **	No. of MMC to Jumper	Length mm	18mm ² Type/Cat. No.	25mm ² Type/Cat. No.	No. of Pins **	No. of MMC to Jumper	Length mm
2P18U3/4	2P25U3/4	4	2x2 pole	65	3P18U3/6	3P25U3/6	6	2x3 pole	101
2P18U3/8	2P25U3/8	8	4x2 pole	137	3P18U3/9	3P25U3/9	9	3x3 pole	154
2P18U3/12	2P25U3/12	12	6x2 pole	208	3P18U3/12	3P25U3/12	12	4x3 pole	208
2P18U3/18	2P25U3/18	18	9x2 pole	315	3P18U3/18	3P25U3/18	18	6x3 pole	315
2P18U3/24	2P25U3/24	24	12x2 pole	421	3P18U3/24	3P25U3/24	24	8x3 pole	421
2P18U3/36	2P25U3/36	36	18x2 pole	635	3P18U3/36	3P25U3/36	36	12x3 pole	635
2P18U3/48	2P25U3/48	48	24x2 pole	849	3P18U3/48	3P25U3/48	48	16x3 pole	849
2P18U3/56	2P25U3/56	56	28x2 pole	991	3P18U3/57	3P25U3/57	57	19x3 pole	1009



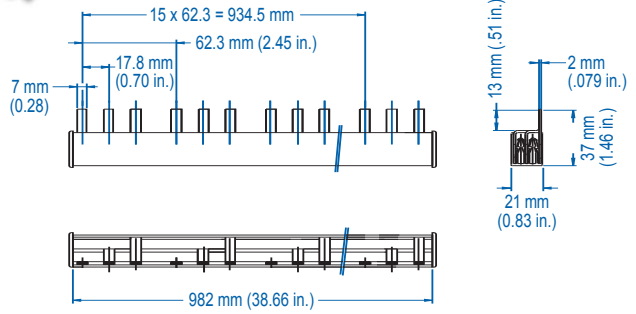
2 PHASE



With Auxiliary Switch (1/2 pole) Spacing



3 PHASE



With Auxiliary Switch (1/2 pole) Spacing

18mm ² Type/Cat. No.	25mm ² Type/Cat. No.	No. of Pins **	No. of MMC to Jumper	Length mm	18mm ² Type/Cat. No.	25mm ² Type/Cat. No.	No. of Pins **	No. of MMC to Jumper	Length mm
2P18U3H/4	2P25U3H/4	4	2x2 pole	74	3P18U3H/6	3P25U3H/6	6	2x3 pole	110
2P18U3H/8	2P25U3H/8	8	4x2 pole	164	3P18U3H/9	3P25U3H/9	9	3x3 pole	172
2P18U3H/12	2P25U3H/12	12	6x2 pole	253	3P18U3H/12	3P25U3H/12	12	4x3 pole	235
2P18U3H/18	2P25U3H/18	18	9x2 pole	386	3P18U3H/18	3P25U3H/18	18	6x3 pole	359
2P18U3H/24	2P25U3H/24	24	12x2 pole	520	3P18U3H/24	3P25U3H/24	24	8x3 pole	484
2P18U3H/36	2P25U3H/36	36	18x2 pole	787	3P18U3H/36	3P25U3H/36	36	12x3 pole	733
2P18U3H/46	2P25U3H/46	46	23x2 pole	1009	3P18U3H/48	3P25U3H/48	48	16x3 pole	982

** For one pole spacing busbars, please consult Altech.