


## FEED-THROUGH DOUBLE LEVEL 35 or 32mm DIN Rail

Altech double level terminals are the answer to high wiring density problems posed by certain unavoidable wiring arrangements. Double level terminals have the following advantages:



- Double wiring density available without extension of mounting rails.
- Interconnection/shorting can be done at both levels.
- Marking/identification by marking tags possible at both levels.

CDL4U(I.S) internally shorted double level terminals are useful for distribution applications by using shorting links at lower levels.



CDL4U

CDL4U(I.S)



Terminal Width	6 mm			6 mm			
Height x Length	54 x 55.5 mm			54 x 55.5 mm			
Stripping Length	9 mm			9 mm			
Insulation Material	Polyamide 6.6			Polyamide 6.6			
Type of Connection	4 screw clamps & 2 tapped holes for cross connection			4 screw clamps & 1 tapped hole for cross connection			
Approvals							
Wire Range	22-10 AWG	0.5-4 sq.mm	22-10 AWG	22-10 AWG	0.5-4 sq.mm	22-10 AWG	
Voltage Rating	300V	400 V	600 V	300 V	400 V	600 V	
Current Rating	35 A	32 A	35 A	35 A	32 A	35 A	
Torque	7 lb-in	0.5 Nm	7 lb-in	7 lb-in	0.5 Nm	7 lb-in	
	<b>Cat. No.</b>	<b>Std. Pk.</b>		<b>Cat. No.</b>	<b>Std. Pk.</b>		
Terminal Block	CDL4U	100		CDL4U(I.S)	100		
End Plate	EPCDL4U	50		EPCDL4U	50		
Separator Plate	SPCDL4U	100		SPCDL4U	100		
DIN Rail <i>for ordering information refer to page 62</i>							
End Stop <i>for ordering information refer to page 63</i>		CA702	50	CA702	50	CA802	50
Internal Jumper	2 pole	CA727/2	100	CA727/2	100	CA727/3	50
	3 pole	CA727/3	50	CA727/3	50	CA727/4	50
	4 pole	CA727/4	50	CA727/4	50	CA727/10	10
	10 pole	CA727/10	10	CA727/10	10		
Insulated Internal Jumper	2 pole	CA747/2	100	CA747/2	100	CA747/3	50
	3 pole	CA747/3	50	CA747/3	50	CA747/4	50
	4 pole	CA747/4	50	CA747/4	50	CA747/10	10
	10 pole	CA747/10	10	CA747/10	10		
Current Bars	2 pole	CA703/1	100	CA703/1	100	CA704/1	100
	3 pole	CA704/1	100	CA704/1	100	CA705/1	100
	4 pole	CA705/1	100	CA705/1	100	CA732/10	100
	10 pole	CA732/10	100	CA732/10	100	CA732/10-A	100
	10 pole (breakable)	CA732/10-A	100	CA732/10-A	100	CA732/100	10
	100 pole	CA732/100	10	CA732/100	10		
Shorting Sleeve & Screw		CA607/S/Q	100	CA607/S/Q	100		
External Jumper	2 pole	CA714/2	100	CA714/2	100	CA714/3	100
	3 pole	CA714/3	100	CA714/3	100	CA714/4	50
	4 pole	CA714/4	50	CA714/4	50	CA714/10	25
	10 pole	CA714/10	25	CA714/10	25		
Marking Tags (MTType)		MT2	100	MT2	100		



### COLOR BLOCKS

(other than grey standard)

When ordering please add color suffix to Cat. No.

Example: CTS2.5U-N/R

Color	Ordering Suffix
Red	R
Blue	BU
Black	BL
Orange	O
Green	G
Yellow	Y
White	W
Beige	BG
Dark Brown	DB