

FEED-THROUGH TRIPLE LEVEL 35 or 32mm DIN Rail

For applications with extreme space constraints. Only 6mm (.236") wide, with three separate feed-through levels. Jumpers can be used to reduce field wiring.

They can also be used in control systems where sensors and actuator applications are involved.

The top level of CTL2.5UH terminal block provide connecting points for signal while middle and bottom level provide connecting points are used for positive and negative potential.

In applications where switching indication is required, choice of CTL2.5UHL and CTL2.5UL terminal blocks with built-in electronic components are available.



COLOR BLOCKS (other than grey standard)



When ordering please add color suffix to Cat. No.

Example: CTS2.5U-N/R

Color	Ordering Suffix
Red	R
Blue	BU
Black	BL
Orange	O
Green	G
Yellow	Y
White	W
Beige	BG
Dark Brown	DB

CTL2.5U-H


CTL2.5U




Terminal Width	6 mm			6 mm		
Height x Length	67 x 61 mm			67 x 84 mm		
Stripping Length	9 mm			9 mm		
Insulation Material	Polyamide 6.6			Polyamide 6.6		
Type of Connection	4 Screw clamps & 3 tapped holes for cross connection			6 Screw clamps & 3 tapped holes for cross connection		
Approvals						
Wire Range	22-12 AWG	0.5-2.5 sq.mm	22-12 AWG	22-12 AWG	0.5-2.5 sq.mm	22-12 AWG
Voltage Rating	300 V	500 V	300 V	300 V	500 V	300 V
Current Rating	25 A	24 A	25 A	25 A	24 A	25 A
Torque	4.5 lb-in	0.4 Nm	4.5 lb-in	4.5 lb-in	0.4 Nm	4.5 lb-in

	Cat. No.	Std. Pk.	Cat. No.	Std. Pk.
Terminal Block	CTL2.5U-H	50	CTL2.5U	50
End Plate	EPCTL2.5U-H	50	EPCTL2.5U	50
DIN Rail <i>for ordering information refer to page 62</i>				
End Stop <i>for ordering information refer to page 63</i>	CA702	50	CA702	50
	CA802	50	CA802	50
Internal Jumper	CA722/2	100	CA722/2	100
	CA722/3	50	CA722/3	50
	CA722/4	50	CA722/4	50
	CA722/10	10	CA722/10	10
	CA722/100	5	CA722/100	5
Current Bars	CA703/1	100	CA703/1	100
	CA704/1	100	CA704/1	100
	CA705/1	100	CA705/1	100
	CA732/10	100	CA732/10	100
	CA732/10-A	100	CA732/10-A	100
	CA732/100	10	CA732/100	10
Shorting Sleeve & Screw	CA707/S/Q/01	100	CA707/S/Q/01	100
External Jumper	CA715/2	100	CA715/2	100
	CA715/3	100	CA715/3	100
	CA715/4	100	CA715/4	100
	CA715/10	50	CA715/10	50
Marking Tags (MT Type)	MT2	100	MT2	100

CTL2.5U-H(L)*



CTL2.5U(L)*



6 mm

67 x 61 mm

9 mm

Polyamide 6.6

4 Screw clamps & 2 tapped holes for cross connection



22-12 AWG 0.5-2.5 sq.mm 22-12 AWG

300 V

500 V

300 V

25 A

24 A

25 A

4.5 lb-in

0.4 Nm

4.5 lb-in

6 mm

67 x 84 mm

9 mm

Polyamide 6.6

6 Screw clamps & 2 tapped holes for cross connection



22-12 AWG 0.5-2.5 sq.mm 22-12 AWG

300 V

500 V

300 V

25 A

24 A

25 A

4.5 lb-in

0.4 Nm

4.5 lb-in

Cat. No.

Std. Pk.

CTL2.5U-H(L)*

50

EPCTL2.5U-H

50

Cat. No.

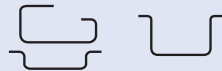
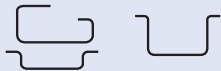
Std. Pk.

CTL2.5U(L)*

50

EPCTL2.5U

50



CA702

50

CA802

50

CA702

50

CA802

50

CA722/2

100

CA722/3

50

CA722/4

50

CA722/10

10

CA722/100

5

CA722/2

100

CA722/3

50

CA722/4

50

CA722/10

10

CA722/100

5

CA703/1

100

CA704/1

100

CA705/1

100

CA732/10

100

CA732/10-A

100

CA732/100

10

CA703/1

100

CA704/1

100

CA705/1

100

CA732/10

100

CA732/10-A

100

CA732/100

10

CA707/S/Q/01

100

CA707/S/Q/01

100

CA715/2

100

CA715/3

100

CA715/4

100

CA715/10

50

CA715/2

100

CA715/3

100

CA715/4

100

CA715/10


50

MT2

100

MT2

100



*Ideal for sensor applications.
See Altech's Inductive Proximity Sensor catalog for ordering information.*

* Add required voltage to part number as suffix;
i.e. CTL2.5U(L)/24 for 24V DC