

V-EA-Series - UL508 Manual Motor Controller - 1 pole D-Trip



UL508 Listed
E137938

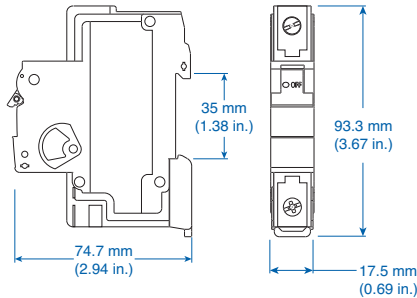


One Pole

Standard Pack: 12

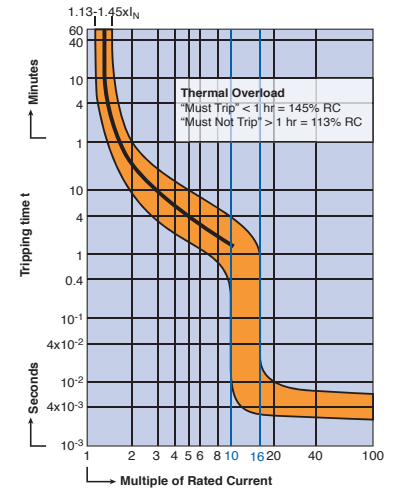
Weight:

0.3A - 32A
1.8kg (3.97 lb.)
40A - 63A
1.98kg (4.37 lb.)

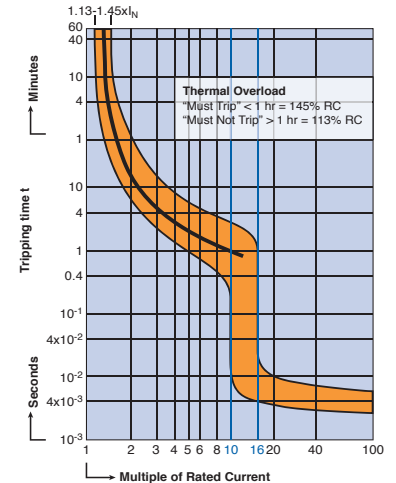


Rated Current	Type/ Cat. No.	Approvals
0.3A	1D03UM	UL SF A
0.5A	1D05UM	UL SF A
0.75A	1D075UM	UL SF A
0.8A	NA	
1.0A	1D1UM	UL SF A
1.6A	1D1.6UM	UL SF A
2.0A	1D2UM	UL SF A
2.5A	1D2.5UM	UL SF A
3.0A	1D3UM	UL SF A
3.5A	1D3.5UM	UL SF A
4.0A	1D4UM	UL SF A
5.0A	1D5UM	UL SF A
6.0A	1D6UM	UL SF A
8.0A	1D8UM	UL SF A
10A	1D10UM	UL SF A
12A	NA	
12.5A	NA	
13A	1D13UM	UL SF A
15A	1D15UM	UL SF
16A	1D16UM	UL SF A
20A	1D20UM	UL SF A
25A	1D25UM	UL SF A
30A	1D30UM	UL SF
32A	1D32UM	UL SF
40A	1D40UM	UL SF
50A	1D50UM	UL SF
60A	1D60UM	UL SF
63A	1D63UM	UL SF

V-EA-D Trip 0.3A Through 10A Rated Current



V-EA-D Trip 13A Through 63A Rated Current



Voltage Rating	277VAC 0.3-25A: 1 pole - 42VDC 30-60A: 1 pole - 24VDC
Short Circuit Withstand Rating (UL/CSA - Ratings)	0.3-60A (RC): 10kA with UL-listed RK5 back-up fuse or MCCB
Group Short Circuit Withstand Rating (UL/CSA - Ratings)	0.3-10A (RC): 10kA; 13-60A (RC): 5kA no branch circuit protection required
Interrupting Capacity (VDE - Ratings)	0.3-63A (RC): 10kA
Calibration Temperature	40°C (104°F)
Operating Temperature	-25°C to 55°C (-13°F to 131°F)
Storage Temperature	-40°C to 70°C (-40°F to 158°F)
Terminal Size Acceptability	Top: 18-3 AWG; Bottom: 18-2 AWG (Line/Load reversible)
Terminal Torque	20 lb.in.
Terminal Protection Degree	IP20

SHORT CIRCUIT WITHSTAND RATINGS FOR V-EA MANUAL MOTOR CONTROLLER

Trip Curve	Amp Range	Backup Protection	UL-Listed RK5-Fuse up to 10kA	UL-Listed MCCB up to 10kA	No BCP Required up to:
all	0.3 - 10A		4xRC* min 15A, max 70A	4xRC* min 15A, max 70A	10kA
all	12 - 30/32A		4xRC* max 125A	4xRC* max 125A	5kA
all	40 - 50A		4xRC* max 200A	4xRC* max 200A	5kA
all	60 / 63A		4xRC* max 250A	4xRC* max 250A	5kA

*up to nearest rated current

Standard Dual Connection Terminal

All parts are ring tongue compatible.

