

# DF10 Series Flasher

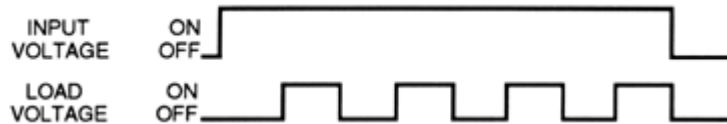


- ... Solid-state analog flasher circuitry
- ... DPDT (2 form C) isolated 10 ampere relay contacts
- ... Fixed flash rate: Available from 10 to 240 FPM
- ... 12V to 120V input voltage available - Both AC and DC models
- ... UL File #E96739 (M)
- ... CSA File #LR62586-3

## Timing Mode:

On/off recycling flasher. The flash rates are fixed and are available from 10 to 240 flashes per minute (FPM). Duty cycle is approximately 50 % with custom duty cycles available.

## Timing Diagram:



## Contact Information:

Arrangement: 2 form C (DPDT) - Diagrams C & D

Contact Material: Silver - Cadmium Oxide

Rating (Resistive):

10A @ 240V AC Resistive

15A @ 30V DC Resistive

15A @ 120V AC Resistive

1/3 HP @ 120V AC

1/2 HP @ 250V AC

Expected Life @ 25° C: 10 Million operations, Mechanical; 100,000 operations minimum at rated loads

## Environmental Information:

Temperature Range:

Storage: -60° C to +105° C (-76° F to +221° F)

Operating:  $-45^{\circ}\text{C}$  to  $+70^{\circ}\text{C}$  ( $-49^{\circ}\text{F}$  to  $+158^{\circ}\text{F}$ )

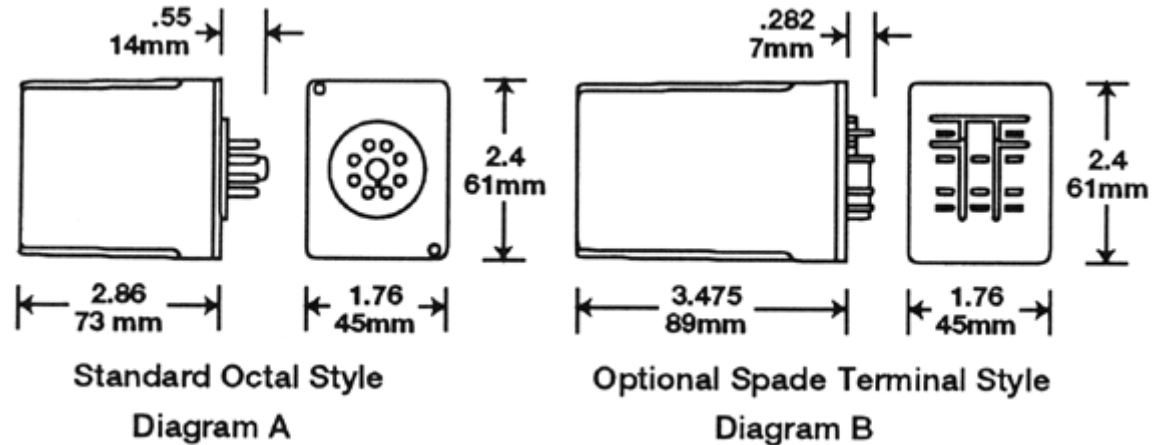
**Mechanical Information:**

Termination: 8 pin Octal Style Plug or 11 pin spade terminals (Diagram C&D)

Enclosure: White plastic case. LDF10 version has a black case.

Weight: 4 oz (114g) approx.

**Outline Dimensions:**



**Timing Specifications:**

Flash Rate - Fixed: Standard - 30, 45, 60, 75, 90 & 120 FPM. Custom rates available from 10 to 240 FPM.

Flash Rate Tolerance:  $\pm 10\%$

**Initial Dielectric Strength:**

Between open contacts: 1000V RMS

Between adjacent contacts: 1500V RMS

Between contacts & coil: 1500V RMS

**Input Information:**

Voltage: AC units- 12V, 24V, and 120V; DC units - 12V, 24V, 48V and 110V. Other input voltages available.

**Power Requirement:**

AC units: 3VA or less; DC units: 3 Watts or less

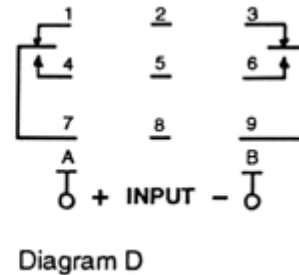
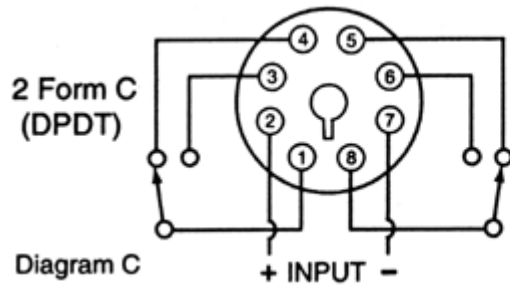
Transient Protection: 1 Joule Mov

Polarity Protection: On DC units - Yes

## Input Voltages & Limits:

Nominal	Minimum	Maximum
12V AC	10V	14V
24V AC	20V	28V
120V AC	105V	130V
12V DC	11V	14V
24V DC	20V	32V
48V DC	41V	55V
110V DC	95V	125V

## Wiring Diagrams:



## Ordering Information:

Definition of a part number for the Amperite DF10 Series Flasher.

Example:

120 A F 60 L DF10

↑    ↑    ↑    ↑    ↑    ↑

A    B    C    D    E    F

**A:** Denotes nominal input voltage. Voltages available: 12, 24, & 120V AC; 12, 24, 48, & 110V DC. Custom Voltages are available.

**B:** Denotes type of input current required for operation:

A = AC - Alternating Current

D = DC - Direct Current

**C:** Denotes flasher configuration.

**D:** Denotes flash rate. Standard rates are 30, 45, 60, 75, 90 & 120 FPM. Custom rates are available from 10 to 240 FPM.

**E:** Enter "L" if optional 11-pin spade terminals are required (Diagrams B& D).

**F:** Denotes 10A DPDT (2 form C) flasher - DF10 Series.



*Solving Your Relay Requirements Since 1922*