

# Unicode™ 2 Series Fiberglass Reinforced Polyester Control Stations and Switches

## Increased Safety

**NEC:**  
 Class I, Division 2, Groups A, B, C, D  
 Class II, Groups E, F, G  
 Class III  
 Ex de IIC/DIP A21  
 IP66, Type 4X<sup>Ⓛ</sup>

**CEC:**  
 Class I, Division 2, Groups A, B, C, D  
 Class II, Groups F, G  
 Class III; Type 4X<sup>Ⓛ</sup>  
 Class I, Zone 1, AEx de IIC/ AEx tD 21  
 IP66

**ATEX/IECEX:**  
 Zone 1 and 2 – 21 and 22  
 II 2 GD  
 Ex de IIC/Ex demb IIC/ Ex tD A21  
 IP66 – IK10

### Applications

- Local control stations and motor control stations for use in hazardous areas covering the broadest possible range of applications.
- Control of equipment at:
  - Power plants
  - Chemical and petrochemical plants
  - Petroleum refineries
  - Reverse osmosis plants
  - Pulp and paper processing plants
  - Various industrial applications
- Push buttons and selector switches are used in conjunction with contactors or magnetic starters for remote control of motors in hazardous locations. They provide circuit control and/or selection.
- Pilot lights provide visual assurance that an electrical function is being performed at a remote or hazardous location.
- For use in washdown areas.

### Features

- Employs Ex de method of protection which eliminates the need for external seals.
- Operators include push buttons, illuminated push buttons, selector switches, control and load break switches and LED pilot lights.
- Pilot light employs high intensity single LED with lifetime of 100,000 hours that can be used at:
  - 12 Vac to 254 Vac 50/60 Hz
  - 12 Vdc to 60 Vdc
- Up to 3 contact blocks per actuator can be used.
- Contact block technical data:
  - IEC rated operating voltage (Ue): 500 Vac – 110 Vdc
  - IEC switching capacity:
    - AC12: 16 Amp/400 Vac
    - AC14: 10 Amp/400 Vac
    - AC15: 6 Amp/500 Vac
    - DC13: 2 Amp/24 Vdc and 1 Amp/110 Vdc
  - NEMA switching capacity: A600: 10 Amp/600 Vac
- Selector switch technical data:
  - IEC rated operating voltage: 690 Vac
  - IEC rated operating current: maximum 16 Amp
  - IEC switching capacity:
    - AC1: 16 Amp/690 Vac
    - AC15: 16 Amp/415 Vac
    - AC3: 8 Amp/500 Vac
    - AC3: 4 Amp/690 Vac
    - AC3: 16 Amp/690 Vac
    - DC1: 10 Amp/24 Vdc
    - DC1: 6 Amp/60 Vdc
    - DC1: 6 Amp/110 Vdc (2 contacts wired in series)
    - DC1: 6 Amp/220 Vdc (3 contacts in series)
  - NEMA switching capacity: A600: 10 Amp/600 Vac
- Enclosures are rated for IP66 with firmly secured gasket.
- Operators and contact blocks are spaced for easy wiring.
- Wide selection of termination methods available.
- Choice of DIN rail mounted high performance contact block suitable for low intensity (less than 5 mA).
- TS35 rail mounted components are held securely in place during operation and easily removed for service.



U22W2PGA5

- Brass Inserts are provided for TS35 DIN rails or mounting plates to be installed inside the enclosure.
- Captive, corrosion resistant stainless steel cover screws.

### Standard Materials

- Body and cover: fiberglass reinforced polyester (FRP) with black finish
- Cover screws: 316 stainless steel

### Accessories

- Key for changing actuator blocks.
- Guard for mushroom head actuator.
- Padlockable guard.
- M5 and M6 earth stud.
- Combination drain and breather available in brass, polyamide and stainless steel.

### Options

- Nameplates: Stainless Steel or Lamacoid with different color combinations.
- Padlocking facility at left, center, right or any position on selector switches.
- Padlocking facility for momentary and maintained push buttons.
- Special contact arrangements available, see *Unicode™ 2 Series Customized Control Stations*.

### NEC/CEC Certifications and Compliances

- Certification Type CSPe
  - Temperature Class: T5 or T6
  - Ambient Temperature: -55°C to +60°C (-67°F to +140°F)
  - CAN/CSA Standards: C22.2 No. 0-M91, No. 25-M66, No. 213-M1987, No. 94-M91, No. 60079-0:07, No. 60529-2005, E60079-7-2003
  - UL Standards: 60079-0, 60079-7, 50
  - Other Standards: ANSI/IEC 60529-2004, ANSI/ISA 12.12.01-2011
  - cCSAus Certificate: 2356952

<sup>Ⓛ</sup> Overall hazardous location and ingress protection rating depends on the rating of the optional certified components used.

# Unicode™ 2 Series Fiberglass Reinforced Polyester Control Stations and Switches

## Increased Safety

CONTROLS: NEC/CEC, ATEX/IECEx INCREASED SAFETY CONTROL STATIONS

### NEC:

Class I, Division 2, Groups A, B, C, D  
Class II, Groups E, F, G  
Class III  
Ex de IIC/DIP A21  
IP66, Type 4X①

### CEC:

Class I, Division 2, Groups A, B, C, D  
Class II, Groups F, G  
Class III; Type 4X①  
Class I, Zone 1, AEx de IIC/ AEx tD 21  
IP66

### ATEX/IECEx:

Zone 1 and 2 – 21 and 22  
Ⓢ II 2 GD  
Ex de IIC/Ex demb IIC/ Ex tD A21  
IP66 – IK10

### ATEX/IECEx Certification and Compliances

- Certification Type CSPe
  - Gas: Zone 1 and 2
    - Conforming to ATEX 94/9/CE: Ⓢ II 2 G
    - Type of Protection: Ex de IIC/Ex demb IIC
    - Temperature Class: T6
  - Dust: Zone 21 and 22
    - Conforming to ATEX 94/9/CE: Ⓢ II 2 D
    - Type of Protection: Ex tD A21
  - Surface Temperature: T75 °C (T167 °F)
  - Ambient Temperature: -55 °C to +60 °C (-67°F to +140°F)  
(empty enclosure, temperature to be determine according actuator)
  - CE Declaration of Conformity: 52084
  - ATEX Certificate: LCIE 00 ATEX 3032X
  - IECEx Certificate: IECEx LCI 09.0016X

### EURASEC Certification

- Certification Type CSPe
  - EURASEC RU C-FR Г505.B.00911

### Other Certification ②

- Certification Type CSPe
  - INMETRO Certificate: BVC 11.0637-X

① Overall hazardous location and ingress protection rating depends on the rating of the optional certified components used.  
② INMETRO certification available on special request only. Contact your local sales representative for more information.

# Unicode™ 2 Series Fiberglass Reinforced Polyester Control Stations and Switches

## Increased Safety

**NEC:**  
 Class I, Division 2, Groups A, B, C, D  
 Class II, Groups E, F, G  
 Class III  
 Ex de IIC/DIP A21  
 IP66, Type 4X<sup>①</sup>

**CEC:**  
 Class I, Division 2, Groups A, B, C, D  
 Class II, Groups F, G  
 Class III; Type 4X<sup>①</sup>  
 Class I, Zone 1, AEx de IIC/ AEx tD 21  
 IP66

**ATEX/IECEx:**  
 Zone 1 and 2 – 21 and 22  
 II 2 GD  
 Ex de IIC/Ex demb IIC/ Ex tD A21  
 IP66 – IK10

### Size 1 Polyester Control Station

Included: 1 white self-adhesive laminated plastic nameplate, 1 brass earth continuity plate, 1 blanking plug <sup>②</sup>, 1 cable gland <sup>②</sup>.

Description/Function	Diagram	Entry Location	Entry Size	Weight kg (lb)	Volume dm <sup>3</sup> (in <sup>3</sup> )	Catalog Number
<b>Momentary Push Buttons</b>						
Green insert 'I' + red insert 'O' with 1NO + 1NC momentary contact		Bottom	2 x M20	1.0 (2.20)	4.0 (244.10)	<b>U21W2A3</b>
		Bottom	2 x M25	1.0 (2.20)	4.0 (244.10)	<b>U21W4A3</b>
		Feed-Thru	2 x 3/4"	1.0 (2.20)	4.0 (244.10)	<b>U21Z3A3</b>
		Bottom	2 x M20	1.0 (2.20)	4.0 (244.10)	<b>U21W2A5</b>
		Bottom	2 x M25	1.0 (2.20)	4.0 (244.10)	<b>U21W4A5</b>
		Feed-Thru	2 x 3/4"	1.0 (2.20)	4.0 (244.10)	<b>U21X3A5</b>
1x red push button 'O' with 1NC momentary contact		Bottom	2 x M20	1.0 (2.20)	4.0 (244.10)	<b>U21W2A9</b>
		Bottom	2 x M25	1.0 (2.20)	4.0 (244.10)	<b>U21W4A9</b>
		Feed-Thru	2 x 3/4"	1.0 (2.20)	4.0 (244.10)	<b>U21X3A9</b>
<b>Twin Momentary Push Buttons</b>						
1x green push button 'I' with 1NO contact 1x red push button 'O' with 1NC contact momentary contacts		Bottom	2 x M20	1.1 (2.43)	4.0 (244.10)	<b>U21W2A5A9</b>
		Bottom	2 x M25	1.1 (2.43)	4.0 (244.10)	<b>U21W4A5A9</b>
		Feed-Thru	2 x 3/4"	1.1 (2.43)	4.0 (244.10)	<b>U21Z3A5A9</b>
		Bottom	2 x M20	1.1 (2.43)	4.0 (244.10)	<b>U21W2A3A3</b>
		Bottom	2 x M25	1.1 (2.43)	4.0 (244.10)	<b>U21W4A3A3</b>
		Feed-Thru	2 x 3/4"	1.1 (2.43)	4.0 (244.10)	<b>U21X3A3A3</b>

**Additional configurations available, please refer to Unicode 2 Series - Customized Control Stations section.**

<sup>①</sup> Overall hazardous location and ingress protection rating depends on the rating of the optional certified components used.

<sup>②</sup> Not included if NPT hubs are selected.

CONTROLS: NEC/CEC, ATEX/IECEx INCREASED SAFETY CONTROL STATIONS



# Unicode™ 2 Series Fiberglass Reinforced Polyester Control Stations and Switches

## Increased Safety

CONTROLS: NEC/CEC, ATEX/IECEx INCREASED SAFETY CONTROL STATIONS

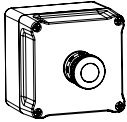
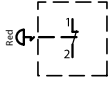

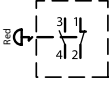
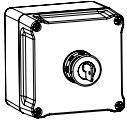
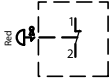

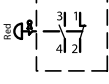
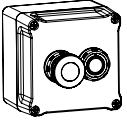
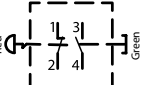
**NEC:**  
 Class I, Division 2, Groups A, B, C, D  
 Class II, Groups E, F, G  
 Class III  
 Ex de IIC/DIP A21  
 IP66, Type 4X①

**CEC:**  
 Class I, Division 2, Groups A, B, C, D  
 Class II, Groups F, G  
 Class III; Type 4X①  
 Class I, Zone 1, AEx de IIC/ AEx tD 21  
 IP66

**ATEX/IECEx:**  
 Zone 1 and 2 – 21 and 22  
 II 2 GD  
 Ex de IIC/Ex demb IIC/ Ex tD A21  
 IP66 – IK10

### Size 1 Polyester Control Station

Included: 1 white self-adhesive laminated plastic nameplate, 1 brass earth continuity plate, 1 blanking plug ②, 1 cable gland ②.

Description/Function	Diagram	Entry Location	Entry Size	Weight kg (lb)	Volume dm³ (in³)	Catalog Number		
<b>Emergency Stop</b>								
 Red mushroom head push-pull 1NC maintained contact		Bottom	2 x M20	1.0 (2.20)	4.0 (244.10)	<b>U21W2D9</b>		
		Bottom	2 x M25	1.0 (2.20)	4.0 (244.10)	<b>U21W4D9</b>		
		Bottom	1 x 3/4"	1.0 (2.20)	4.0 (244.10)	<b>U21Z3D9</b>		
		Feed-Thru	2 x 3/4"	1.0 (2.20)	4.0 (244.10)	<b>U21X3D9</b>		
		Bottom	2 x M20	1.0 (2.20)	4.0 (244.10)	<b>U21W2D3</b>		
		Bottom	2 x M25	1.0 (2.20)	4.0 (244.10)	<b>U21W4D3</b>		
 Red mushroom head push-pull 1NO + 1NC maintained contact		Bottom	2 x M20	1.0 (2.20)	4.0 (244.10)	<b>U21W2D3</b>		
		Bottom	2 x M25	1.0 (2.20)	4.0 (244.10)	<b>U21W4D3</b>		
		Bottom	1 x 3/4"	1.0 (2.20)	4.0 (244.10)	<b>U21Z3D3</b>		
		Feed-Thru	2 x 3/4"	1.0 (2.20)	4.0 (244.10)	<b>U21X3D3</b>		
		Bottom	2 x M20	1.0 (2.20)	4.0 (244.10)	<b>U21W2C9</b>		
		Bottom	2 x M25	1.0 (2.20)	4.0 (244.10)	<b>U21W4C9</b>		
 Red mushroom head key release 1NC maintained contact		Bottom	2 x M20	1.0 (2.20)	4.0 (244.10)	<b>U21W2C9</b>		
		Bottom	2 x M25	1.0 (2.20)	4.0 (244.10)	<b>U21W4C9</b>		
		Bottom	1 x 3/4"	1.0 (2.20)	4.0 (244.10)	<b>U21Z3C9</b>		
		Feed-Thru	2 x 3/4"	1.0 (2.20)	4.0 (244.10)	<b>U21X3C9</b>		
		Bottom	2 x M20	1.0 (2.20)	4.0 (244.10)	<b>U21W2C3</b>		
		Bottom	2 x M25	1.0 (2.20)	4.0 (244.10)	<b>U21W4C3</b>		
 Red mushroom head key release 1NO + 1NC maintained contact		Bottom	2 x M20	1.0 (2.20)	4.0 (244.10)	<b>U21W2C3</b>		
		Bottom	2 x M25	1.0 (2.20)	4.0 (244.10)	<b>U21W4C3</b>		
		Bottom	1 x 3/4"	1.0 (2.20)	4.0 (244.10)	<b>U21Z3C3</b>		
		Feed-Thru	2 x 3/4"	1.0 (2.20)	4.0 (244.10)	<b>U21X3C3</b>		
		<b>Push Pull Emergency Stop + Push Button</b>						
		 1x red mushroom head push-pull with 1NC maintained contact  1x green push button 'I' with 1NO momentary contact		Bottom	2 x M20	1.1 (2.43)	4.0 (244.10)	<b>U21W2D9A5</b>
Bottom	2 x M25			1.1 (2.43)	4.0 (244.10)	<b>U21W4D9A5</b>		
Bottom	1 x 3/4"			1.1 (2.43)	4.0 (244.10)	<b>U21Z3D9A5</b>		
Feed-Thru	2 x 3/4"			1.1 (2.43)	4.0 (244.10)	<b>U21X3D9A5</b>		

Additional combinations available, please refer to Unicode 2 Series - Customized Control Stations section.

- ① Overall hazardous location and ingress protection rating depends on the rating of the optional certified components used.
- ② Not included if NPT hubs are selected.

# Unicode™ 2 Series Fiberglass Reinforced Polyester Control Stations and Switches

## Increased Safety

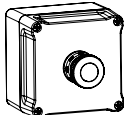
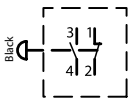

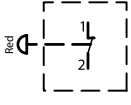
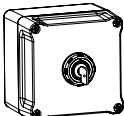
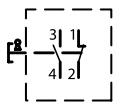
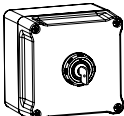
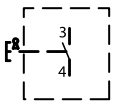
**NEC:**  
 Class I, Division 2, Groups A, B, C, D  
 Class II, Groups E, F, G  
 Class III  
 Ex de IIC/DIP A21  
 IP66, Type 4X<sup>①</sup>

**CEC:**  
 Class I, Division 2, Groups A, B, C, D  
 Class II, Groups F, G  
 Class III; Type 4X<sup>①</sup>  
 Class I, Zone 1, AEx de IIC/ AEx tD 21  
 IP66

**ATEX/IECEX:**  
 Zone 1 and 2 – 21 and 22  
 II 2 GD  
 Ex de IIC/Ex demb IIC/ Ex tD A21  
 IP66 – IK10

### Size 1 Polyester Control Station

Included: 1 white self-adhesive laminated plastic nameplate, 1 brass earth continuity plate, 1 blanking plug <sup>Ⓢ</sup>, 1 cable gland <sup>Ⓢ</sup>.

Description/Function	Diagram	Entry Location	Entry Size	Weight kg (lb)	Volume dm <sup>3</sup> (in <sup>3</sup> )	Catalog Number		
<b>Mushroom Head Push Button</b>								
 Black mushroom head push button 1NO + 1NC momentary contact		Bottom	2 x M20	1.0 (2.20)	4.0 (244.10)	<b>U21W2B3</b>		
		Bottom	2 x M25	1.0 (2.20)	4.0 (244.10)	<b>U21W4B3</b>		
			1 x 3/4"	1.0 (2.20)	4.0 (244.10)	<b>U21Z3B3</b>		
		Feed-Thru	2 x 3/4"	1.0 (2.20)	4.0 (244.10)	<b>U21X3B3</b>		
		Bottom	2 x M20	1.0 (2.20)	4.0 (244.10)	<b>U21W2R9</b>		
		Bottom	2 x M25	1.0 (2.20)	4.0 (244.10)	<b>U21W4R9</b>		
 Red mushroom head push button 1NC momentary contact			1 x 3/4"	1.0 (2.20)	4.0 (244.10)	<b>U21Z3R9</b>		
		Feed-Thru	2 x 3/4"	1.0 (2.20)	4.0 (244.10)	<b>U21X3R9</b>		
		<b>Key Push Button</b>						
		 With key removable in both positions 1NO + 1NC maintained contact		Bottom	2 x M20	1.0 (2.20)	4.0 (244.10)	<b>U21W2E3</b>
				Bottom	2 x M25	1.0 (2.20)	4.0 (244.10)	<b>U21W4E3</b>
					1 x 3/4"	1.0 (2.20)	4.0 (244.10)	<b>U21Z3E3</b>
Feed-Thru	2 x 3/4"			1.0 (2.20)	4.0 (244.10)	<b>U21X3E3</b>		
Bottom	2 x M20			1.0 (2.20)	4.0 (244.10)	<b>U21W2E5</b>		
Bottom	2 x M25			1.0 (2.20)	4.0 (244.10)	<b>U21W4E5</b>		
 With key removable in both positions 1NO maintained contact			1 x 3/4"	1.0 (2.20)	4.0 (244.10)	<b>U21Z3E5</b>		
		Feed-Thru	2 x 3/4"	1.0 (2.20)	4.0 (244.10)	<b>U21X3E5</b>		
		Bottom	2 x M20	1.0 (2.20)	4.0 (244.10)	<b>U21W2E9</b>		
		Bottom	2 x M25	1.0 (2.20)	4.0 (244.10)	<b>U21W4E9</b>		
			1 x 3/4"	1.0 (2.20)	4.0 (244.10)	<b>U21Z3E9</b>		
		Feed-Thru	2 x 3/4"	1.0 (2.20)	4.0 (244.10)	<b>U21X3E9</b>		

Additional combinations available, please refer to Unicode 2 Series - Customized Control Stations section.

<sup>①</sup> Overall hazardous location and ingress protection rating depends on the rating of the optional certified components used.

<sup>②</sup> Not included if NPT hubs are selected.

CONTROLS: NEC/CEC, ATEX/IECEX INCREASED SAFETY CONTROL STATIONS



# Unicode™ 2 Series Fiberglass Reinforced Polyester Control Stations and Switches

## Increased Safety

CONTROLS: NEC/CEC, ATEX/IECEx INCREASED SAFETY CONTROL STATIONS

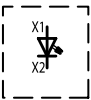



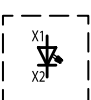
**NEC:**  
 Class I, Division 2, Groups A, B, C, D  
 Class II, Groups E, F, G  
 Class III  
 Ex de IIC/DIP A21  
 IP66, Type 4X①

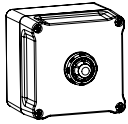
**CEC:**  
 Class I, Division 2, Groups A, B, C, D  
 Class II, Groups F, G  
 Class III; Type 4X①  
 Class I, Zone 1, AEx de IIC/ AEx tD 21  
 IP66

**ATEX/IECEx:**  
 Zone 1 and 2 - 21 and 22  
 Ex II 2 GD  
 Ex de IIC/Ex demb IIC/ Ex tD A21  
 IP66 - IK10

### Size 1 Polyester Control Station

Included: 1 white self-adhesive laminated plastic nameplate, 1 brass earth continuity plate, 1 blanking plug ②, 1 cable gland ②.

Description/Function	Diagram	Entry Location	Entry Size	Weight kg (lb)	Volume dm³ (in³)	Catalog Number		
<b>Pilot Light</b>								
1x red pilot light ③		Bottom	2 x M20	1.0 (2.20)	4.0 (244.10)	<b>U21W2PR</b>		
		Bottom	2 x M25	1.0 (2.20)	4.0 (244.10)	<b>U21W4PR</b>		
			1 x 3/4"	1.0 (2.20)	4.0 (244.10)	<b>U21Z3PR</b>		
		Feed-Thru	2 x 3/4"	1.0 (2.20)	4.0 (244.10)	<b>U21X3PR</b>		
		1x green pilot light ③		Bottom	2 x M20	1.0 (2.20)	4.0 (244.10)	<b>U21W2PG</b>
				Bottom	2 x M25	1.0 (2.20)	4.0 (244.10)	<b>U21W4PG</b>
1 x 3/4"	1.0 (2.20)				4.0 (244.10)	<b>U21Z3PG</b>		
Feed-Thru	2 x 3/4"			1.0 (2.20)	4.0 (244.10)	<b>U21X3PG</b>		
1x blue pilot light ③				Bottom	2 x M20	1.0 (2.20)	4.0 (244.10)	<b>U21W2PB</b>
				Bottom	2 x M25	1.0 (2.20)	4.0 (244.10)	<b>U21W4PB</b>
		1 x 3/4"	1.0 (2.20)		4.0 (244.10)	<b>U21Z3PB</b>		
		Feed-Thru	2 x 3/4"	1.0 (2.20)	4.0 (244.10)	<b>U21X3PB</b>		
		1x yellow pilot light ③		Bottom	2 x M20	1.0 (2.20)	4.0 (244.10)	<b>U21W2PY</b>
				Bottom	2 x M25	1.0 (2.20)	4.0 (244.10)	<b>U21W4PY</b>
1 x 3/4"	1.0 (2.20)				4.0 (244.10)	<b>U21Z3PY</b>		
Feed-Thru	2 x 3/4"			1.0 (2.20)	4.0 (244.10)	<b>U21X3PY</b>		
1x white pilot light ③				Bottom	2 x M20	1.0 (2.20)	4.0 (244.10)	<b>U21W2PW</b>
				Bottom	2 x M25	1.0 (2.20)	4.0 (244.10)	<b>U21W4PW</b>
		1 x 3/4"	1.0 (2.20)		4.0 (244.10)	<b>U21Z3PW</b>		
		Feed-Thru	2 x 3/4"	1.0 (2.20)	4.0 (244.10)	<b>U21X3PW</b>		



**Appleton**

Additional combinations available, please refer to Unicode 2 Series - Customized Control Stations section.

① Overall hazardous location and ingress protection rating depends on the rating of the optional certified components used.

② Not included if NPT hubs are selected.

③ 12 Vac to 254 Vac 50/60 Hz - 12 Vdc to 60 Vdc.

# Unicode™ 2 Series Fiberglass Reinforced Polyester Control Stations and Switches

## Increased Safety

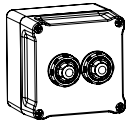
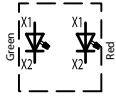
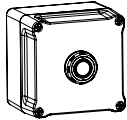
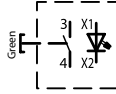
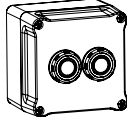
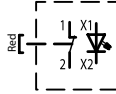
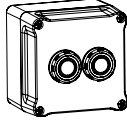
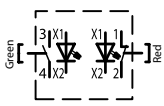
**NEC:**  
 Class I, Division 2, Groups A, B, C, D  
 Class II, Groups E, F, G  
 Class III  
 Ex de IIC/DIP A21  
 IP66, Type 4X<sup>①</sup>

**CEC:**  
 Class I, Division 2, Groups A, B, C, D  
 Class II, Groups F, G  
 Class III; Type 4X<sup>①</sup>  
 Class I, Zone 1, AEx de IIC/ AEx tD 21  
 IP66

**ATEX/IECEX:**  
 Zone 1 and 2 – 21 and 22  
 II 2 GD  
 Ex de IIC/Ex demb IIC/ Ex tD A21  
 IP66 – IK10

### Size 1 Polyester Control Station

Included: 1 white self-adhesive laminated plastic nameplate, 1 brass earth continuity plate, 1 blanking plug <sup>②</sup>, 1 cable gland <sup>③</sup>.

Description/Function	Diagram	Entry Location	Entry Size	Weight kg (lb)	Volume dm <sup>3</sup> (in <sup>3</sup> )	Catalog Number
<b>Twin Pilot Light</b>						
 1x green pilot light <sup>③</sup> 1x red pilot light <sup>③</sup>		Bottom	2 x M20	1.1 (2.43)	4.0 (244.10)	<b>U21W2PGPR</b>
			2 x M25	1.1 (2.43)	4.0 (244.10)	<b>U21W4PGPR</b>
		Feed-Thru	1 x 3/4"	1.1 (2.43)	4.0 (244.10)	<b>U21Z3PGPR</b>
			2 x 3/4"	1.1 (2.43)	4.0 (244.10)	<b>U21X3PGPR</b>
<b>Illuminated Push Button</b>						
 1x green illuminated push button with 1NO contact momentary contacts		Bottom	2 x M20	1.0 (2.20)	4.0 (244.10)	<b>U21W2LG5</b>
			2 x M25	1.0 (2.20)	4.0 (244.10)	<b>U21W4LG5</b>
		Feed-Thru	1 x 3/4"	1.0 (2.20)	4.0 (244.10)	<b>U21Z3LG5</b>
			2 x 3/4"	1.0 (2.20)	4.0 (244.10)	<b>U21X3LG5</b>
 1x red illuminated push button with 1NC contact momentary contacts		Bottom	2 x M20	1.0 (2.20)	4.0 (244.10)	<b>U21W2LR9</b>
			2 x M25	1.0 (2.20)	4.0 (244.10)	<b>U21W4LR9</b>
		Feed-Thru	1 x 3/4"	1.0 (2.20)	4.0 (244.10)	<b>U21Z3LR9</b>
			2 x 3/4"	1.0 (2.20)	4.0 (244.10)	<b>U21X3LR9</b>
<b>Twin Illuminated Push Button</b>						
 1x green illuminated push button with 1NO contact momentary contacts 1x red illuminated push button with 1NC contact momentary contacts		Bottom	2 x M20	1.0 (2.20)	4.0 (244.10)	<b>U21W2LG5LR9</b>
			2 x M25	1.0 (2.20)	4.0 (244.10)	<b>U21W4LG5LR9</b>
		Feed-Thru	1 x 3/4"	1.0 (2.20)	4.0 (244.10)	<b>U21Z3LG5LR9</b>
			2 x 3/4"	1.0 (2.20)	4.0 (244.10)	<b>U21X3LG5LR9</b>

**Additional combinations available, please refer to Unicode 2 Series - Customized Control Stations section.**

<sup>①</sup> Overall hazardous location and ingress protection rating depends on the rating of the optional certified components used.

<sup>②</sup> Not included if NPT hubs are selected.

<sup>③</sup> 12 Vac to 254 Vac 50/60 Hz - 12 Vdc to 60 Vdc.

CONTROLS: NEC/CEC, ATEX/IECEX INCREASED SAFETY CONTROL STATIONS

Appleton

# Unicode™ 2 Series Fiberglass Reinforced Polyester Control Stations and Switches

## Increased Safety

CONTROLS: NEC/CEC, ATEX/IECEx INCREASED SAFETY CONTROL STATIONS


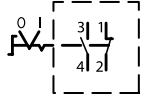
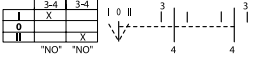

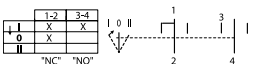
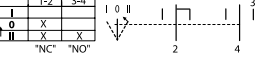
**NEC:**  
 Class I, Division 2, Groups A, B, C, D  
 Class II, Groups E, F, G  
 Class III  
 Ex de IIC/DIP A21  
 IP66, Type 4X①

**CEC:**  
 Class I, Division 2, Groups A, B, C, D  
 Class II, Groups F, G  
 Class III; Type 4X①  
 Class I, Zone 1, AEx de IIC/ AEx tD 21  
 IP66

**ATEX/IECEx:**  
 Zone 1 and 2 – 21 and 22  
 II 2 GD  
 Ex de IIC/Ex demb IIC/ Ex tD A21  
 IP66 – IK10

### Size 1 Polyester Control Station

Included: 1 white self-adhesive laminated plastic nameplate, 1 brass earth continuity plate, 1 blanking plug ②, 1 cable gland ②.

Description/Function	Diagram	Entry Location	Entry Size	Weight kg (lb)	Volume dm³ (in³)	Catalog Number
<b>2-Position Selector Switch</b>						
 <p>2 fixed positions                      '0 - I'                      1NO + 1NC                      contact</p>		Bottom	2 x M20	1.0 (2.20)	4.0 (244.10)	<b>U21W2H3</b>
		Bottom	2 x M25	1.0 (2.20)	4.0 (244.10)	<b>U21W4H3</b>
		Bottom	1 x 3/4"	1.0 (2.20)	4.0 (244.10)	<b>U21Z3H3</b>
		Feed-Thru	2 x 3/4"	1.0 (2.20)	4.0 (244.10)	<b>U21X3H3</b>
<b>3-Position Selector Switch</b>						
<p>3 fixed positions                      'I - 0 - II'                      2NO contact</p>		Bottom	2 x M20	1.0 (2.20)	4.0 (244.10)	<b>U21W2J1</b>
		Bottom	2 x M25	1.0 (2.20)	4.0 (244.10)	<b>U21W4J1</b>
		Bottom	1 x 3/4"	1.0 (2.20)	4.0 (244.10)	<b>U21Z3J1</b>
		Feed-Thru	2 x 3/4"	1.0 (2.20)	4.0 (244.10)	<b>U21X3J1</b>
 <p>3 positions                      'I - 0 - II'                      with spring return                      from I to 0                      1NO + 1NC                      contact</p>		Bottom	2 x M20	1.0 (2.20)	4.0 (244.10)	<b>U21W2N3</b>
		Bottom	2 x M25	1.0 (2.20)	4.0 (244.10)	<b>U21W4N3</b>
		Bottom	1 x 3/4"	1.0 (2.20)	4.0 (244.10)	<b>U21Z3N3</b>
		Feed-Thru	2 x 3/4"	1.0 (2.20)	4.0 (244.10)	<b>U21X3N3</b>
<p>3 positions                      'I - 0 - II'                      with spring return                      from II to 0                      1NO + 1NC                      contact</p>		Bottom	2 x M20	1.0 (2.20)	4.0 (244.10)	<b>U21W2M3</b>
		Bottom	2 x M25	1.0 (2.20)	4.0 (244.10)	<b>U21W4M3</b>
		Bottom	1 x 3/4"	1.0 (2.20)	4.0 (244.10)	<b>U21Z3M3</b>
		Feed-Thru	2 x 3/4"	1.0 (2.20)	4.0 (244.10)	<b>U21X3M3</b>

Additional combinations available, please refer to Unicode 2 Series - Customized Control Stations section.

① Overall hazardous location and ingress protection rating depends on the rating of the optional certified components used.

② Not included if NPT hubs are selected.



# Unicode™ 2 Series Fiberglass Reinforced Polyester Control Stations and Switches

## Increased Safety

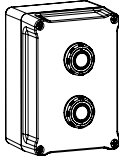

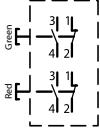
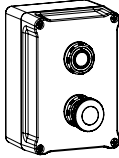
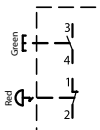
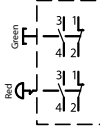
**NEC:**  
 Class I, Division 2, Groups A, B, C, D  
 Class II, Groups E, F, G  
 Class III  
 Ex de IIC/DIP A21  
 IP66, Type 4X<sup>①</sup>

**CEC:**  
 Class I, Division 2, Groups A, B, C, D  
 Class II, Groups F, G  
 Class III; Type 4X<sup>①</sup>  
 Class I, Zone 1, AEx de IIC/ AEx tD 21  
 IP66

**ATEX/IECEX:**  
 Zone 1 and 2 – 21 and 22  
 II 2 GD  
 Ex de IIC/Ex demb IIC/ Ex tD A21  
 IP66 – IK10

### Size 2 Polyester Control Station

Included: 1 white self-adhesive laminated plastic nameplate, 1 brass earth continuity plate, 1 blanking plug <sup>②</sup>, 1 cable gland <sup>②</sup>.

Description/Function	Diagram	Entry Location	Entry Size	Weight kg (lb)	Volume dm <sup>3</sup> (in <sup>3</sup> )	Catalog Number	
<b>Twin Push Button</b>							
 <p>1x green push button 'I' with 1NO contact 1x red push button 'O' with 1NC contact momentary contacts</p>		Bottom	2 x M20	1.2 (2.65)	4.0 (244.10)	<b>U22W2A5A9</b>	
		Bottom	2 x M25	1.2 (2.65)	4.0 (244.10)	<b>U22W4A5A9</b>	
	Feed-Thru	2 x 3/4"	1.2 (2.65)	4.0 (244.10)	<b>U22Z3A5A9</b>		
	Feed-Thru	2 x 3/4"	1.2 (2.65)	4.0 (244.10)	<b>U22X3A5A9</b>		
	<p>1x green push button 'I' with 1NO + 1NC contact 1x red push button 'O' with 1NO + 1NC contact momentary contacts</p>		Bottom	2 x M20	1.2 (2.65)	4.0 (244.10)	<b>U22W2A3A3</b>
			Bottom	2 x M25	1.2 (2.65)	4.0 (244.10)	<b>U22W4A3A3</b>
Feed-Thru		2 x 3/4"	1.2 (2.65)	4.0 (244.10)	<b>U22Z3A3A3</b>		
Feed-Thru		2 x 3/4"	1.2 (2.65)	4.0 (244.10)	<b>U22X3A3A3</b>		
<b>Push Button + Push-Pull Emergency Stop</b>							
 <p>1x green push button 'I' with 1NO momentary contact 1x red mushroom head push-pull with 1NC maintained contact</p>		Bottom	2 x M20	1.2 (2.65)	4.0 (244.10)	<b>U22W2A5D9</b>	
		Bottom	2 x M25	1.2 (2.65)	4.0 (244.10)	<b>U22W4A5D9</b>	
	Feed-Thru	2 x 3/4"	1.2 (2.65)	4.0 (244.10)	<b>U22Z3A5D9</b>		
	Feed-Thru	2 x 3/4"	1.2 (2.65)	4.0 (244.10)	<b>U22X3A5D9</b>		
	<p>1x green push button 'I' with 1NO + 1NC momentary contact 1x red mushroom head push-pull with 1NO + 1NC maintained contact</p>		Bottom	2 x M20	1.2 (2.65)	4.0 (244.10)	<b>U22W2A3D3</b>
			Bottom	2 x M25	1.2 (2.65)	4.0 (244.10)	<b>U22W4A3D3</b>
Feed-Thru		2 x 3/4"	1.2 (2.65)	4.0 (244.10)	<b>U22Z3A3D3</b>		
Feed-Thru		2 x 3/4"	1.2 (2.65)	4.0 (244.10)	<b>U22X3A3D3</b>		

**Additional combinations available, please refer to Unicode 2 Series - Customized Control Stations section.**

<sup>①</sup> Overall hazardous location and ingress protection rating depends on the rating of the optional certified components used.

<sup>②</sup> Not included if NPT hubs are selected.

CONTROLS: NEC/CEC, ATEX/IECEX INCREASED SAFETY CONTROL STATIONS

Appleton

# Unicode™ 2 Series Fiberglass Reinforced Polyester Control Stations and Switches

## Increased Safety

CONTROLS: NEC/CEC, ATEX/IECEx INCREASED SAFETY CONTROL STATIONS

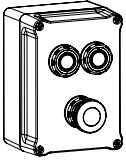
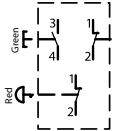
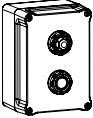
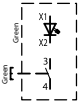
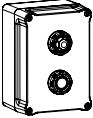
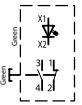
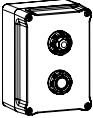
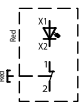
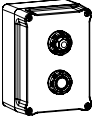
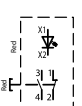
**NEC:**  
 Class I, Division 2, Groups A, B, C, D  
 Class II, Groups E, F, G  
 Class III  
 Ex de IIC/DIP A21  
 IP66, Type 4X①

**CEC:**  
 Class I, Division 2, Groups A, B, C, D  
 Class II, Groups F, G  
 Class III; Type 4X①  
 Class I, Zone 1, AEx de IIC/ AEx tD 21  
 IP66

**ATEX/IECEx:**  
 Zone 1 and 2 – 21 and 22  
 II 2 GD  
 Ex de IIC/Ex demb IIC/ Ex tD A21  
 IP66 – IK10

### Size 2 Polyester Control Station

Included: 1 white self-adhesive laminated plastic nameplate, 1 brass earth continuity plate, 1 blanking plug ②, 1 cable gland ②.

Description/Function	Diagram	Entry Location	Entry Size	Weight kg (lb)	Volume dm <sup>3</sup> (in <sup>3</sup> )	Catalog Number		
<b>Twin Push Buttons + Push-Pull Emergency Stop</b>								
 <p>1x green push button 'I' with 1NO contacts                      1x red push button 'O' with 1NC contacts momentary contacts                      1x red mushroom head push-pull with 1x NC maintained contact</p>		Bottom	2 x M20	1.3 (2.87)	4.0 (244.10)	U22W2A5A9D9		
		Bottom	2 x M25	1.3 (2.87)	4.0 (244.10)	U22W4A5A9D9		
		Feed-Thru	1 x 3/4"	1.3 (2.87)	4.0 (244.10)	U22Z3A5A9D9		
		Feed-Thru	2 x 3/4"	1.3 (2.87)	4.0 (244.10)	U22X3A5A9D9		
<b>Pilot Light + Push Button</b>								
 <p>1x green light ③                      1x green push button 'I' with 1NO momentary contact</p>		Bottom	2 x M20	1.2 (2.65)	4.0 (244.10)	U22W2PGA5		
		Bottom	2 x M25	1.2 (2.65)	4.0 (244.10)	U22W4PGA5		
		Feed-Thru	1 x 3/4"	1.2 (2.65)	4.0 (244.10)	U22Z3PGA5		
		Feed-Thru	2 x 3/4"	1.2 (2.65)	4.0 (244.10)	U22X3PGA5		
		 <p>1x green light ③                      1x green push button 'I' with 1NO + 1NC momentary contacts</p>		Bottom	2 x M20	1.2 (2.65)	4.0 (244.10)	U22W2PGA3
				Bottom	2 x M25	1.2 (2.65)	4.0 (244.10)	U22W4PGA3
Feed-Thru	1 x 3/4"			1.2 (2.65)	4.0 (244.10)	U22Z3PGA3		
 <p>1x red light ③                      1x red push button 'O' with 1NC momentary contact</p>		Bottom	2 x M20	1.2 (2.65)	4.0 (244.10)	U22W2PRA9		
		Bottom	2 x M25	1.2 (2.65)	4.0 (244.10)	U22W4PRA9		
		Feed-Thru	1 x 3/4"	1.2 (2.65)	4.0 (244.10)	U22Z3PRA9		
 <p>1x red light ③                      1x red push button 'O' with 1NO + 1NC momentary contact</p>		Bottom	2 x M20	1.2 (2.65)	4.0 (244.10)	U22W2PRA3		
		Bottom	2 x M25	1.2 (2.65)	4.0 (244.10)	U22W4PRA3		
		Feed-Thru	1 x 3/4"	1.2 (2.65)	4.0 (244.10)	U22Z3PRA3		
Feed-Thru	2 x 3/4"	1.2 (2.65)	4.0 (244.10)	U22X3PRA3				

Additional combinations available, please refer to Unicode 2 Series - Customized Control Stations section.

- ① Overall hazardous location and ingress protection rating depends on the rating of the optional certified components used.
- ② Not included if NPT hubs are selected.
- ③ 12 Vac to 254 Vac 50/60 Hz - 12 Vdc to 60 Vdc.

# Unicode™ 2 Series Fiberglass Reinforced Polyester Control Stations and Switches

## Increased Safety

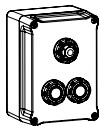
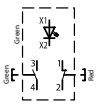
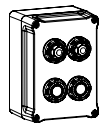
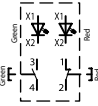

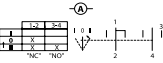
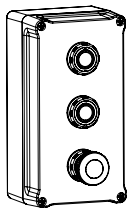
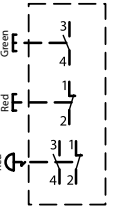
**NEC:**  
 Class I, Division 2, Groups A, B, C, D  
 Class II, Groups E, F, G  
 Class III  
 Ex de IIC/DIP A21  
 IP66, Type 4X<sup>①</sup>

**CEC:**  
 Class I, Division 2, Groups A, B, C, D  
 Class II, Groups F, G  
 Class III; Type 4X<sup>①</sup>  
 Class I, Zone 1, AEx de IIC/ AEx tD 21  
 IP66

**ATEX/IECEX:**  
 Zone 1 and 2 – 21 and 22  
 II 2 GD  
 Ex de IIC/Ex demb IIC/ Ex tD A21  
 IP66 – IK10

### Size 2 Polyester Control Station

Included: 1 white self-adhesive laminated plastic nameplate, 1 brass earth continuity plate, 1 blanking plug <sup>②</sup>, 1 cable gland <sup>②</sup>.

Description/Function	Diagram	Entry Location	Entry Size	Weight kg (lb)	Volume dm <sup>3</sup> (in <sup>3</sup> )	Catalog Number
<b>Pilot Light + Twin Push Buttons <sup>③</sup></b>						
 <p>1x green light <sup>③</sup>                      1x green push button 'I' with 1NO                      1x red push button 'O' with 1NC momentary contacts</p>		Bottom	2 x M20	1.3 (2.87)	4.0 (244.10)	<b>U22W2PGA5A9</b>
		Bottom	2 x M25	1.3 (2.87)	4.0 (244.10)	<b>U22W4PGA5A9</b>
		Bottom	1 x 3/4"	1.3 (2.87)	4.0 (244.10)	<b>U22Z3PGA5A9</b>
		Feed-Thru	2 x 3/4"	1.3 (2.87)	4.0 (244.10)	<b>U22X3PGA5A9</b>
<b>Twin Pilot Lights + Twin Push Buttons</b>						
 <p>1x green light + 1x red light <sup>③</sup>                      1x green push button 'I' with 1NO                      1x red push button 'O' with 1NC momentary contacts</p>		Bottom	2 x M20	1.3 (2.87)	4.0 (244.10)	<b>U22W2PGPRA5A9</b>
		Bottom	2 x M25	1.3 (2.87)	4.0 (244.10)	<b>U22W4PGPRA5A9</b>
		Bottom	1 x 3/4"	1.3 (2.87)	4.0 (244.10)	<b>U22Z3PGPRA5A9</b>
		Feed-Thru	2 x 3/4"	1.3 (2.87)	4.0 (244.10)	<b>U22X3PGPRA5A9</b>
<b>Ammeter + 3-Position Selector Switch <sup>④</sup></b>						
 <p>1x ammeter 48 x 48 mm, 1A C.T., 3 F.L.C., with 0 - 1 - 3 scale                      1x switch 3 positions 'I - 0 - II' with spring return from II to 0                      1NO + 1NC contact</p>		Bottom	2 x M20	1.2 (2.65)	4.0 (244.10)	<b>U22W2VA13M3</b>
		Bottom	2 x M25	1.2 (2.65)	4.0 (244.10)	<b>U22W4VA13M3</b>
		Bottom	1 x 3/4"	1.2 (2.65)	4.0 (244.10)	<b>U22Z3VA13M3</b>
		Feed-Thru	2 x 3/4"	1.2 (2.65)	4.0 (244.10)	<b>U22X3VA13M3</b>
<b>Twin Push Buttons + Push-Pull Emergency Stop <sup>③</sup></b>						
 <p>1x green push button 'I' with 1NO contact                      1x red push button 'O' with 1NC contact momentary contacts                      1x red mushroom head push-pull emergency button with 1NO + 1NC maintained contacts</p>		Bottom	2 x M20	1.4 (3.09)	6.0 (366.14)	<b>U23W2A5A9D3</b>
		Bottom	2 x M25	1.4 (3.09)	6.0 (366.14)	<b>U23W4A5A9D3</b>
		Bottom	1 x 3/4"	1.4 (3.09)	6.0 (366.14)	<b>U23Z3A5A9D3</b>
		Feed-Thru	2 x 3/4"	1.4 (3.09)	6.0 (366.14)	<b>U23X3A5A9D3</b>

**Additional combinations available, please refer to Unicode 2 Series - Customized Control Stations section.**

<sup>①</sup> Overall hazardous location and ingress protection rating depends on the rating of the optional certified components used.

<sup>②</sup> Not included if NPT hubs are selected.

<sup>③</sup> 12 Vac to 254 Vac 50/60 Hz - 12 Vdc to 60 Vdc.

<sup>④</sup> Certified for ATEX/IECEX only.

CONTROLS: NEC/CEC, ATEX/IECEX INCREASED SAFETY CONTROL STATIONS

Appleton

# Unicode™ 2 Series Fiberglass Reinforced Polyester Control Stations and Switches

## Increased Safety

CONTROLS: NEC/CEC, ATEX/IECEx INCREASED SAFETY CONTROL STATIONS

**NEC:**  
 Class I, Division 2, Groups A, B, C, D  
 Class II, Groups E, F, G  
 Class III  
 Ex de IIC/DIP A21  
 IP66, Type 4X①

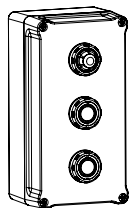
**CEC:**  
 Class I, Division 2, Groups A, B, C, D  
 Class II, Groups F, G  
 Class III; Type 4X①  
 Class I, Zone 1, AEx de IIC/ AEx tD 21  
 IP66

**ATEX/IECEx:**  
 Zone 1 and 2 – 21 and 22  
 II 2 GD  
 Ex de IIC/Ex demb IIC/ Ex tD A21  
 IP66 – IK10

### Size 3 Polyester Control Station

Included: 1 white self-adhesive laminated plastic nameplate, 1 brass earth continuity plate, 1 blanking plug ②, 1 cable gland ②.

Description/Function	Diagram	Entry Location	Entry Size	Weight kg (lb)	Volume dm <sup>3</sup> (in <sup>3</sup> )	Catalog Number
<b>Pilot Light + Twin Push Buttons</b>						
1x green light ③ 1x green push button 'I' with 1NO contact 1x red push button 'O' with 1NC contact momentary contacts		Bottom	2 x M20	1.4 (3.09)	6.0 (366.14)	<b>U23W2PGA5A9</b>
		Bottom	2 x M25	1.4 (3.09)	6.0 (366.14)	<b>U23W4PGA5A9</b>
			1 x 3/4"	1.4 (3.09)	6.0 (366.14)	<b>U23Z3PGA5A9</b>
		Feed-Thru	2 x 3/4"	1.4 (3.09)	6.0 (366.14)	<b>U23X3PGA5A9</b>
1x red light ③ 1x green push button 'I' with 1NO contact 1x red push button 'O' with 1NC contact momentary contacts		Bottom	2 x M20	1.4 (3.09)	6.0 (366.14)	<b>U23W2PRA5A9</b>
		Bottom	2 x M25	1.4 (3.09)	6.0 (366.14)	<b>U23W4PRA5A9</b>
			1 x 3/4"	1.4 (3.09)	6.0 (366.14)	<b>U23Z3PRA5A9</b>
		Feed-Thru	2 x 3/4"	1.4 (3.09)	6.0 (366.14)	<b>U23X3PRA5A9</b>
1x green light ③ 1x green push button 'I' with 1NO + 1NC contact 1x red push button 'O' with 1NO + 1NC contact momentary contacts		Bottom	2 x M20	1.4 (3.09)	6.0 (366.14)	<b>U23W2PGA3A3</b>
		Bottom	2 x M25	1.4 (3.09)	6.0 (366.14)	<b>U23W4PGA3A3</b>
			1 x 3/4"	1.4 (3.09)	6.0 (366.14)	<b>U23Z3PGA3A3</b>
		Feed-Thru	2 x 3/4"	1.4 (3.09)	6.0 (366.14)	<b>U23X3PGA3A3</b>
1x red light ③ 1x green push button 'I' with 1NO + 1NC contact 1x red push button 'O' with 1NO + 1NC contact momentary contacts		Bottom	2 x M20	1.4 (3.09)	6.0 (366.14)	<b>U23W2PRA3A3</b>
		Bottom	2 x M25	1.4 (3.09)	6.0 (366.14)	<b>U23W4PRA3A3</b>
			1 x 3/4"	1.4 (3.09)	6.0 (366.14)	<b>U23Z3PRA3A3</b>
		Feed-Thru	2 x 3/4"	1.4 (3.09)	6.0 (366.14)	<b>U23X3PRA3A3</b>



**Appleton**

Additional combinations available, please refer to Unicode 2 Series - Customized Control Stations section.

① Overall hazardous location and ingress protection rating depends on the rating of the optional certified components used.

② Not included if NPT hubs are selected.

③ 12 Vac to 254 Vac 50/60 Hz - 12 Vdc to 60 Vdc.

# Unicode™ 2 Series Fiberglass Reinforced Polyester Control Stations and Switches

## Increased Safety

**NEC:**  
 Class I, Division 2, Groups A, B, C, D  
 Class II, Groups E, F, G  
 Class III  
 Ex de IIC/DIP A21  
 IP66, Type 4X①

**CEC:**  
 Class I, Division 2, Groups A, B, C, D  
 Class II, Groups F, G  
 Class III; Type 4X①  
 Class I, Zone 1, AEx de IIC/ AEx td 21  
 IP66

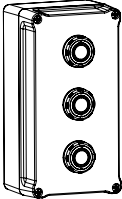
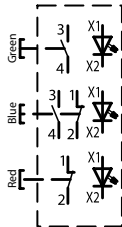
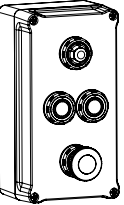
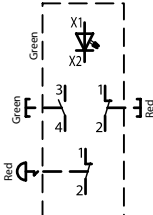
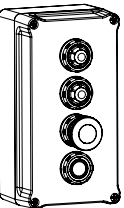
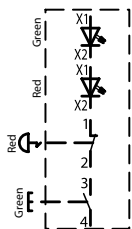
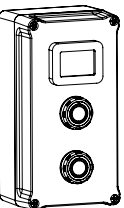

**ATEX/IECEx:**  
 Zone 1 and 2 – 21 and 22  
 II 2 GD  
 Ex de IIC/Ex demb IIC/ Ex td A21  
 IP66 – IK10

### Size 3 Polyester Control Station

Included: 1 white self-adhesive laminated plastic nameplate, 1 brass earth continuity plate, 1 blanking plug ②, 1 cable gland ②.

CONTROLS: NEC/CEC, ATEX/IECEx INCREASED SAFETY CONTROL STATIONS

Appleton®

Description/Function	Diagram	Entry Location	Entry Size	Weight kg (lb)	Volume dm <sup>3</sup> (in <sup>3</sup> )	Catalog Number
<b>Triple Illuminated Push Buttons ③</b>						
 <p>1x green illuminated push button with 1NO contact                      1x blue illuminated push button with 1NO + 1NC contact                      1x red illuminated push button with NC contact momentary contacts</p>		Bottom	2 x M20	1.4 (3.09)	6.0 (366.14)	U23W2LG5LB3LR9
		Bottom	2 x M25	1.4 (3.09)	6.0 (366.14)	U23W4LG5LB3LR9
		Feed-Thru	1 x 3/4"	1.4 (3.09)	6.0 (366.14)	U23Z3LG5LB3LR9
		Feed-Thru	2 x 3/4"	1.4 (3.09)	6.0 (366.14)	U23X3LG5LB3LR9
<b>Pilot Light + Twin Push Buttons + Push-Pull Emergency Stop</b>						
 <p>1x green light                      1x green push button 'I' with 1NO contact                      1x red push button 'O' with 1NC contact momentary contacts                      1x red mushroom head push-pull with 1x NC maintained contact</p>		Bottom	2 x M20	1.4 (3.09)	6.0 (366.14)	U23W2PGA5A9D9
		Bottom	2 x M25	1.4 (3.09)	6.0 (366.14)	U23W4PGA5A9D9
		Feed-Thru	1 x 3/4"	1.4 (3.09)	6.0 (366.14)	U23Z3PGA5A9D9
		Feed-Thru	2 x 3/4"	1.4 (3.09)	6.0 (366.14)	U23X3PGA5A9D9
<b>Twin Pilot Lights + Push-Pull Emergency Stop + Push Button ②</b>						
 <p>1x green light + 1x red light ③                      1x red mushroom head push-pull with 1x NC maintained contact                      1x green push button 'I' with 1NO momentary contact</p>		Bottom	2 x M20	1.4 (3.09)	6.0 (366.14)	U23W2PGPRD9A5
		Bottom	2 x M25	1.4 (3.09)	6.0 (366.14)	U23W4PGPRD9A5
		Feed-Thru	1 x 3/4"	1.4 (3.09)	6.0 (366.14)	U23Z3PGPRD9A5
		Feed-Thru	2 x 3/4"	1.4 (3.09)	6.0 (366.14)	U23X3PGPRD9A5
<b>Ammeter + Twin Push Buttons ④</b>						
 <p>1x ammeter 48 x 48 mm, 1A C.T., 3 F.L.C., with 0 - 1 - 3 scale                      1x green push button 'I' with 1NO contact                      1x red push button 'O' with 1NC contact momentary contacts</p>		Bottom	2 x M20	1.4 (3.09)	6.0 (366.14)	U23W2VA13A5A9
		Bottom	2 x M25	1.4 (3.09)	6.0 (366.14)	U23W4VA13A5A9
		Feed-Thru	1 x 3/4"	1.4 (3.09)	6.0 (366.14)	U23Z3VA13A5A9
		Feed-Thru	2 x 3/4"	1.4 (3.09)	6.0 (366.14)	U23X3VA13A5A9

Additional combinations available, please refer to Unicode 2 Series - Customized Control Stations section.

① Overall hazardous location and ingress protection rating depends on the rating of the optional certified components used.

② Not included if NPT hubs are selected.

③ 12 Vac to 254 Vac 50/60 Hz - 12 Vdc to 60 Vdc.

④ Certified for ATEX/IECEx only.

# Unicode™ 2 Series Fiberglass Reinforced Polyester Control Stations and Switches

## Increased Safety

CONTROLS: NEC/CEC, ATEX/IECEx INCREASED SAFETY CONTROL STATIONS

**NEC:**  
 Class I, Division 2, Groups A, B, C, D  
 Class II, Groups E, F, G  
 Class III  
 Ex de IIC/DIP A21  
 IP66, Type 4XⓁ

**CEC:**  
 Class I, Division 2, Groups A, B, C, D  
 Class II, Groups F, G  
 Class III; Type 4XⓁ  
 Class I, Zone 1, AEx de IIC/ AEx tD 21  
 IP66

**ATEX/IECEx:**  
 Zone 1 and 2 – 21 and 22  
 II 2 GD  
 Ex de IIC/Ex demb IIC/ Ex tD A21  
 IP66 – IK10

### Nameplates — Set of 10

Blank self-adhesive, laminated plastic 58 mm x 18 mm (2.29" x 0.71").

Color	Catalog Number
White (black letters)	UNPW
Yellow (black letters)	UNPY
Red (white letters)	UNPR
Blue (white letters)	UNPB
Black (white letters)	UNPN
Green (white letters)	UNPG

### Inserts for Push Button — Set of 5

Marking	Color	Catalog Number
(unmarked)	Green	UIAG
(unmarked)	Red	UIAR
(unmarked)	Yellow	UIAY
(unmarked)	White	UIAW
(unmarked)	Blue	UIAB
(unmarked)	Black	UIAN
ON	Green	UIA01
OFF	Red	UIA02
START	Green	UIA03
STOP	Red	UIA04
MARCHE	Green	UIA05
ARRET	Red	UIA06
I	Green	UIA07
O	Red	UIA08

### Inserts for Illuminated Push Button — Set of 5

Marking	Color	Catalog Number
(unmarked)	Green	UILG
(unmarked)	Red	UILR
(unmarked)	Yellow	UILY
(unmarked)	White	UILW
(unmarked)	Blue	UILB
ON	Green	UIL01
OFF	Red	UIL02
START	Green	UIL03
STOP	Red	UIL04
MARCHE	Green	UIL05
ARRET	Red	UIL06
I	Green	UIL07
O	Red	UIL08

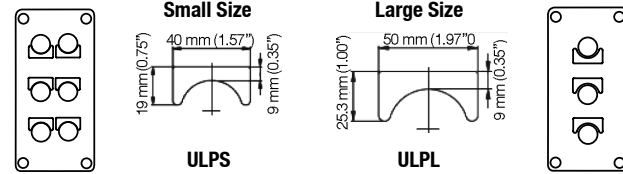
### Spare Key

For all key-operated buttons.

Description	Catalog Number
Spare key type 4 A 185	SK4A185

### Standard Legend Plates

Two sizes available. Self-adhesive yellow laminated plastic (black lettering).



Text	Catalog Number	
	Small	Large
Blank (set of 10)	ULPS	ULPL
ON	ULPSA01	ULPLA01
OFF	ULPSA02	ULPLA02
FORWARD	ULPSA03	ULPLA03
REVERSE	ULPSA04	ULPLA04
JOG	ULPSA05	ULPLA05
RUN	ULPSA06	ULPLA06
START	ULPSA07	ULPLA07
STOP	ULPSA08	ULPLA08
UP	ULPSA09	ULPLA09
DOWN	ULPSA10	ULPLA10
FAST	ULPSA11	ULPLA11
SLOW	ULPSA12	ULPLA12
RAISE	ULPSA13	ULPLA13
LOWER	ULPSA14	ULPLA14
OPEN	ULPSA15	ULPLA15
CLOSE	ULPSA16	ULPLA16
LOW	ULPSA17	ULPLA17
HIGH	ULPSA18	ULPLA18
TEST	ULPSA19	ULPLA19
RESET	ULPSA20	ULPLA20
EMERGENCY STOP	ULPSA21	ULPLA21
MARCHE	ULPSA22	ULPLA22
ARRET	ULPSA23	ULPLA23
ARRET D'URGENCE	ULPSA24	ULPLA24
HAUT	ULPSA25	ULPLA25
BAS	ULPSA26	ULPLA26
O—I	ULPSH01	ULPLH01
ON—OFF	ULPSH02	ULPLH02
START—STOP	ULPSH03	ULPLH03
STOP—START	ULPSH04	ULPLH04
HAND—AUTO	ULPSH05	ULPLH05
MANU—AUTO	ULPSH06	ULPLH06
FORWARD—REVERSE	ULPSH07	ULPLH07
REMOTE—LOCAL	ULPSH08	ULPLH08
MARCHE—ARRET	ULPSH09	ULPLH09
I—O—II	ULPSJ01	ULPLJ01
OFF—O—ON	ULPSJ02	ULPLJ02
START—NORMAL—STOP	ULPSJ03	ULPLJ03
HAND—OFF—AUTO	ULPSJ04	ULPLJ04
MANU—O—AUTO	ULPSJ05	ULPLJ05
FORWARD—OFF—REVERSE	ULPSJ06	ULPLJ06
LOCAL—REMOTE—AUTO	ULPSJ07	ULPLJ07
LOCAL—O—REMOTE	ULPSJ08	ULPLJ08
MARCHE—NORMAL—ARRET	ULPSJ09	ULPLJ09

Ⓛ Overall hazardous location and ingress protection rating depends on the rating of the optional certified components used.

# Unicode™ 2 Series Fiberglass Reinforced Polyester Control Stations and Switches

## Increased Safety

**NEC:**  
 Class I, Division 2, Groups A, B, C, D  
 Class II, Groups E, F, G  
 Class III  
 Ex de IIC/DIP A21  
 IP66, Type 4X<sup>①</sup>

**CEC:**  
 Class I, Division 2, Groups A, B, C, D  
 Class II, Groups F, G  
 Class III; Type 4X<sup>①</sup>  
 Class I, Zone 1, AEx de IIC/ AEx tD 21  
 IP66

**ATEX/IECEX:**  
 Zone 1 and 2 – 21 and 22  
 II 2 GD  
 Ex de IIC/Ex demb IIC/ Ex tD A21  
 IP66 – IK10

CONTROLS: NEC/CEC, ATEX/IECEX INCREASED SAFETY CONTROL STATIONS

Appleton®

	Description	Catalog Number
	<p><b>Additional Contacts</b></p> <p>Each actuator is capable of activating 3 contacts.                      Exception: Illuminated push button and all actuators with key: 2 contacts maximum</p> <p>1NO contact</p> <p>1NC contact</p>	<p>UCB5R</p> <p>UCB9R</p>
	<p><b>Yellow Guard</b></p> <p>Mushroom head protection for emergency stop</p>	098657
	<p><b>Padlockable Guard</b></p> <p>Stainless steel and plastic cover, capacity: 3 padlocks diameter 6 mm (0.24") maximum (not supplied)</p> <p>For push button and rotary actuator</p> <p>For mushroom head actuator</p>	<p>UPLD1S</p> <p>UPLD2S</p>
	<p><b>Cable Gland Exe</b></p> <p>For unarmored cable Exe - IP66 - in polyamide entry thread seal</p> <p>M20 (capacity 6.5-14.5 mm)</p> <p>For armored cable Exe/Exd - IP66 - in nickel plated brass (without entry thread seal)</p>	095605
	<p>Braid and Tape type:</p> <p>M20 (inner: 6.4-14.0/outer: 12.5-20.9 mm)</p> <p>Single Wired Armor (SWA):</p> <p>M20 (inner: 6.4-14.0/outer: 12.5-20.9 mm)</p>	<p>20E1FX5</p> <p>20E1FW5</p>
	<p><b>Adaptors</b></p> <p>Exd/Exe - IP66 in nickel plated brass (without entry thread seal)</p> <p>Male M20 - Female 1/2" NPT</p> <p>Male M20 - Female 3/4" NPT</p>	<p>737DM2T15</p> <p>737DM2T25</p>
	<p><b>Entry Thread Seal</b></p> <p>M20 (in white nylon)</p>	20ETS2
	<p><b>Combination Drain and Breather</b></p> <p>Exe - IP66 - supplied with entry thread seal and locknut</p> <p>M20 male thread in Polyamide</p> <p>M20 male thread in Brass</p> <p>M20 male thread in Stainless Steel</p>	<p>DBE20P</p> <p>DBE20B</p> <p>DBE20S</p>
	<p><b>Feed-Thru Earth Stud Terminal</b></p> <p>Exe - IP66 - supplied with weatherproof seal and green/yellow earth conductor - 300 mm (11.81") length</p> <p>M20 with M5 earth and 2.5 mm<sup>2</sup> (0.004 in<sup>2</sup>) conductor</p>	PREESTM20

<sup>①</sup> Overall hazardous location and ingress protection rating depends on the rating of the optional certified components used.

# Unicode™ 2 Series Fiberglass Reinforced Polyester Control Stations and Switches

## Increased Safety

**NEC:**

Class I, Division 2, Groups A, B, C, D  
 Class II, Groups E, F, G  
 Class III  
 Ex de IIC/DIP A21  
 IP66, Type 4XⓈ

**CEC:**

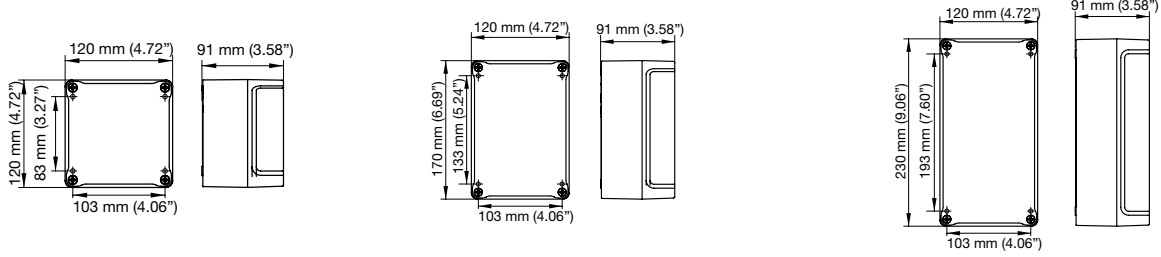
Class I, Division 2, Groups A, B, C, D  
 Class II, Groups F, G  
 Class III; Type 4XⓈ  
 Class I, Zone 1, AEx de IIC/ AEx tD 21  
 IP66

**ATEX/IECEX:**

Zone 1 and 2 – 21 and 22  
 II 2 GD  
 Ex de IIC/Ex demb IIC/ Ex tD A21  
 IP66 – IK10

CONTROLS: NEC/CEC, ATEX/IECEX INCREASED SAFETY CONTROL STATIONS

**Dimensions in Millimeters (Inches)**



Size 1 Box

Size 2 Box

Size 3 Box

Mounting/Fixing Details for Above Boxes: Four Holes Ø 5 mm (0.20")