

PLG Close-Up Plugs and BR Reducers

Explosionproof, Dust-Ignitionproof

UNILETS™ for Use with Threaded Rigid Metal Conduit and IMC.

NEC/CEC:

Class I, Division 1 and 2, Groups A, B, C,
D Class II, Division 1 and 2, Groups E, F, G
Class III

Features

- Explosionproof, dust-ignitionproof.
- Smooth, rounded integral bushing in each hub protects conductor insulation.
- Accurately tapped, tapered threads for tight, rigid joints and ground continuity.

Standard Materials

- PLG Plugs: malleable iron, steel (1/2" - 1") or copperfree (4/10 of 1% max.) aluminum.
- BR Reducers: malleable iron or copperfree (4/10 of 1% max.) aluminum.

Standard Finishes

- Close-up Plugs:
 - Malleable iron: mechanically galvanized
 - Steel: mechanically galvanized
 - Aluminum: natural finish
- Bell Reducers:
 - Malleable iron: triple-coat — (1) zinc electroplate, (2) chromate, and (3) epoxy powder coat
 - Aluminum: epoxy powder coat

Options

- Urethane paint available on select items. Add suffix **-UP** to catalog number.

NEC/CEC Certifications and Compliances

- UL Standard: 886 (1203)
- UL Listed: E34997
- CSA Standard: C22.2 No. 25, C22.2 No. 30
- CSA Certified: 065181



Recessed Head Close-Up Plug



Square Head Close-Up Plug



Bar Head Close-Up Plug



Bell Reducing Coupling

PLG Close-Up Plugs and BR Reducers

Explosionproof, Dust-Ignitionproof




UNILETS™ for Use with Threaded Rigid Metal Conduit and IMC.


NEC/CEC:

Class I, Division 1 and 2, Groups A Ⓞ, B ♦, C, D
 Class II, Division 1 and 2, Groups E, F, G
 Class III

HAZARDOUS LOCATION FITTINGS: NEC/CEC EXPLOSIONPROOF CONDUIT FITTINGS

APPLETON™

	NPT Threads Size (Inches)	Catalog Number		
		Steel (1/2" to 1")	Malleable (1-1/4" to 6")	Aluminium (1/2" to 4")
PLG — Close-Up Plugs				
 Recessed Head	<i>Recessed Head</i>			
	1/2	PLG-50R Ⓞ ♦	—	PLG-50RA Ⓞ Ⓞ
	3/4	PLG-75R Ⓞ ♦	—	PLG-75RA Ⓞ Ⓞ
	1	PLG-100R Ⓞ ♦	—	PLG-100RA Ⓞ Ⓞ
	1-1/4	—	PLG-125 Ⓞ ♦	PLG-125A Ⓞ ♦
	1-1/2	—	PLG-150 Ⓞ ♦	PLG-150A Ⓞ ♦
	2	—	PLG-200 Ⓞ ♦	PLG-200A Ⓞ ♦
	2-1/2	—	PLG-250 Ⓞ ♦	PLG-250A Ⓞ ♦
 Square Head	<i>Square Head</i>			
	1/2	PLG-50S Ⓞ	—	—
	3/4	PLG-75S Ⓞ	—	—
	1	PLG-100S Ⓞ	—	—
	1-1/4	—	PLG-125S ♦	—
	1-1/2	—	PLG-150S ♦	—
	2	—	PLG-200S ♦	—
	2-1/2	—	PLG-250S ♦	—
 Bar Head	<i>Bar Head (Cast Iron)</i>			
	3	—	PLG-300S ♦	—
	3-1/2	—	PLG-350S ♦	—
	4	—	PLG-400S ♦	—
	5	—	PLG-500B	—
	6	—	PLG-600B	—

	Large Hub Size (Inches)	Small Hub Size (Inches)	Catalog Number	
			Malleable	Aluminium
BR — Threaded Bell Reducing Couplings				
	3/4	1/2	BR75-50 ♦	BR75-50A ♦
	1	1/2	BR100-50 Ⓞ	BR100-50A ♦
	1	3/4	BR100-75 Ⓞ	BR100-75A ♦
	1	1	BR125-100 ♦	BR125-100A
	1-1/4	3/4	BR125-75 ♦	BR125-75A
	1-1/2	1	BR150-100 ♦	BR150-100A
	1-1/2	3/4	BR150-75 ♦	BR150-75A
	1-1/2	1-1/4	BR150-125 ♦	BR150-125A
	2	3/4	BR200-75 ♦	BR200-75A
	2	1	BR200-100 ♦	BR200-100A
	2	1-1/4	BR200-125 ♦	BR200-125A
	2	1-1/2	BR200-150 ♦	BR200-150A
	2-1/2	1-1/2	BR250-150 ♦	BR250-150A
	3	2	BR300-200 ♦	BR300-200A
	3-1/2	2-1/2	BR350-250 ♦	BR350-250A
4	3	BR400-300 ♦	BR400-300A	
5	4	BR500-400	BR500-400A	

Ⓞ Urethane paint available on select items. Add suffix **-UP** to catalog number.

Ⓞ Indicates items in the shaded area which are UL Listed for Class I, Groups A, B, C, D; Class II, Groups E, F, G; and Class III.

♦ Indicates items are UL Listed for Class I, Groups B, C, D; Class II, Groups E, F, G; and Class III.