

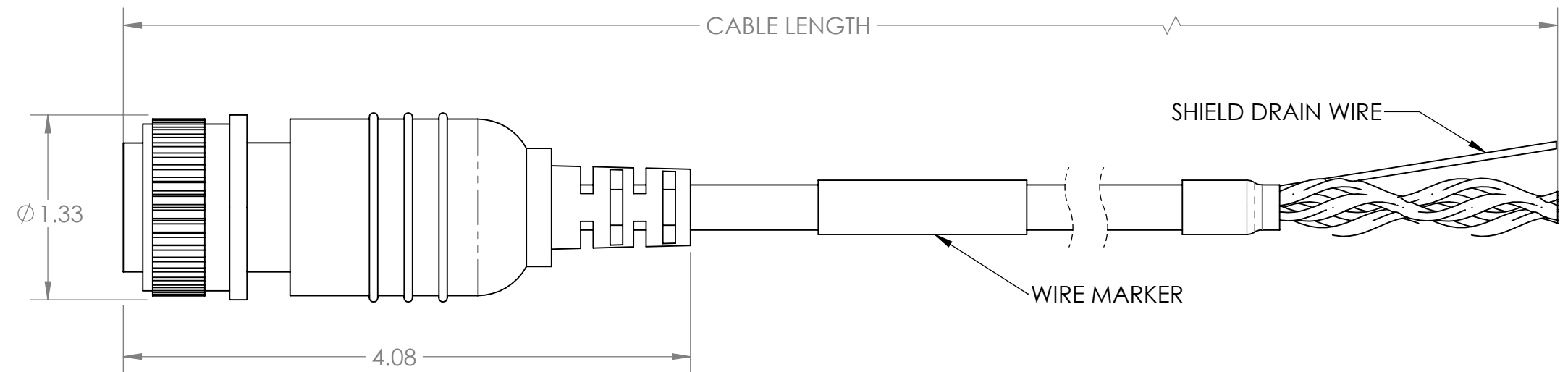
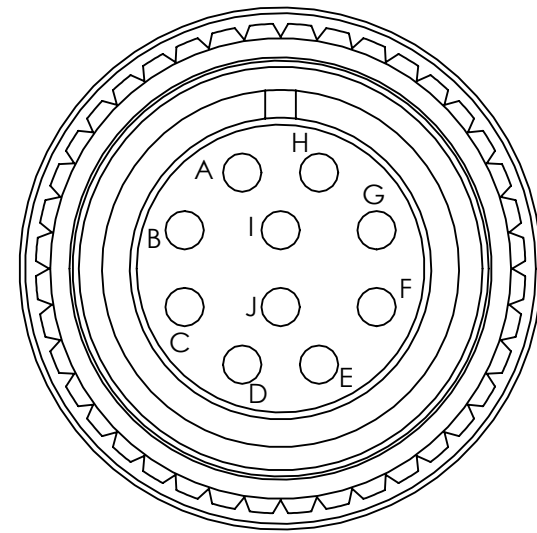
4

3

2

1

ZONE	REV.	REVISION DESCRIPTION	ECN NO.	DATE



TWISTED PAIR	COLOR	PIN	WIRE GAGE
PAIR 1	YELLOW	A	AWG 24
	W/YELLO	H	
PAIR 2	BLUE	B	
	W/BLUE	I	
PAIR 3	ORANGE	C	AWG 22
	W/ORANGE	J	
PAIR 4	RED	D	
	BLACK	F	

APPLICATION NOTES;

- FOR USE WITH DIFFERENTIAL LINE DRIVER ENCODERS OR THOSE WITH COMPLIMENTARY OUTPUTS, M18 CONNECTOR
- CABLE SHIELD IS NOT CONNECTED AT CONNECTOR. SHIELD CONNECTION MAY BE REQUIRED AT CONTROLLER END FOR SAFETY AND NOISE IMMUNITY.

PART NO.	CABLE LENGTH +5%/-0
31186-1810	10 FT
31186-1820	20 FT
31186-1830	30 FT
31186-1850	50 FT

NOTES (UNLESS OTHERWISE INDICATED)

- MAT'L: MS310618-1S INLINE PLUG, 37048-003 CABLE, BLACK POLYURETHANE OVERMOLD
- OPERATING TEMP -40 TO +80°C
- STANDARD BEI (SENSATA) PINOUT/WIRE COLOR

UNCONTROLLED COPY

FIRST ISSUE DATE: 04/04/19
 DRAWN: DRC
 APPROVED: MFB
 DATE: 04/04/19

ECN:

DATE:

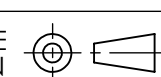
MATERIAL:

SENSATA TECHNOLOGIES PROPRIETARY AND CONFIDENTIAL. NEITHER THIS PRINT NOR THE INFORMATION CONTAINED HEREON IS TO BE USED AGAINST THE INTERESTS OF SENSATA TECHNOLOGIES OR AGAINST THE INTERESTS OF ANY OF ITS AFFILIATED COMPANIES OR WHOLLY OWNED SUBSIDIARIES.

INTERPRET DIMENSIONING AND TOLERANCING PER ASME Y14.5-2009. UNLESS OTHERWISE SPECIFIED DIMENSIONS ARE IN INCHES [MILLIMETERS] AND ARE INTENDED AS NOMINAL SEE PRODUCT SPECIFICATIONS FOR MORE DETAILS.

DO NOT SCALE DRAWING

THIRD ANGLE PROJECTION



BEI SENSORS
 1461 LAWRENCE DRIVE
 THOUSAND OAKS, CA 93120

TITLE

M18 CONNECTOR
 AND CABLE ASSY

SIZE

DWG NO.

REV.

B

09911-001

.

SCALE 1:1

SOLIDWORKS

SHEET 1 OF 1

4

3

2

1

DEVICE:

PROJECT: