

BALDOR® • RELIANCE 

Product Information Packet

ECR91504TR-4

150HP, 1785RPM, 3PH, 60HZ, 445T, A4488M, TEFC

Part Detail							
Revision:	J	Status:	PRD/A	Change #:		Proprietary:	No
Type:	AC	Elec. Spec:	A44WG5113	CD Diagram:	416820-036	Mfg Plant:	
Mech. Spec:		Layout:	617427-315	Poles:	04	Created Date:	02-06-2015
Base:		Eff. Date:	03-12-2020	Leads:	3#2 (02 per group)		

Specs			
Catalog Number:	ECR91504TR-4	Insulation Class:	F
Enclosure:	TEFC	Inverter Code:	Inverter Ready
Frame:	445T	IP Rating:	NONE
Frame Material:	Iron	KVA Code:	H
Output @ Frequency:	150.000 HP @ 60 HZ	Lifting Lugs:	No Lifting Lugs
Synchronous Speed @ Frequency:	1800 RPM @ 60 HZ	Motor Lead Quantity/Wire Size:	6 @ 2 AWG
Voltage @ Frequency:	460.0 V @ 60 HZ	Motor Type:	A4488M
XP Class and Group:	None	Mounting Arrangement:	F1
XP Division:	Not Applicable	Power Factor:	87
Agency Approvals:	CSA EEV	Product Family:	Crusher / Chipper
Auxillary Box:	No Auxillary Box	Pulley End Bearing Type:	Roller
Base Indicator:	Rigid	Pulley Face Code:	Standard
Bearing Grease Type:	Mobil SHC 220 (Athens Only)	Shaft Ground Indicator:	No Shaft Grounding
Constant Torque Speed Range:	10-60	Shaft Rotation:	Reversible
Current @ Voltage:	168.000 A @ 460.0 V	Shaft Slinger Indicator:	Shaft Slinger
Design Code:	A	Speed Code:	Single Speed
Drip Cover:	No Drip Cover	Motor Standards:	NEMA
Duty Rating:	CONT	Starting Method:	Direct on line

Feedback Device:	NO FEEDBACK	Thermal Device - Bearing:	None
Heater Indicator:	No Heater	Thermal Device - Winding:	None

Nameplate 000613007PV										
CAT NO	ECR91504TR-4			SPEC NO.	P44G1810					
HP	150	AMPS	168	VOLTS	460		DESIGN	A		
RPM	1785	RPM MAX	3600	HZ	60	AMB	40	SF	1.15	
D.E. BRG.DATA	NU222			O.D.E. BRG.DATA	6318		PH	3	DUTY	CONT
FRAME	445T	I.P.	55	TYPE	P	ENCL	TEFC	CODE	H	
POWER FACTOR	87	3/4 LOAD EFF.			95.9		NEMA NOM EFFICIENCY			95.8
	SFA 192									
CHP HZ	60-90	CT HZ	10-60	VT HZ	6-60					
SER.NO.				MOTOR WEIGHT						

Nameplate NP2496L

MOBIL SHC -220 GREASE

Parts List		
Part Number	Description	Quantity
SA293600	SA P44G1810	1.000 EA
RA279693	RA P44G1810	1.000 EA
000613007PV	SS NP, CRUSHER DUTY, EMBOSSED,MAIN MOTOR	1.000 EA
000692000FF	N/P	1.000 EA
000692000RT	N/P	1.000 EA
000692000VD	LABEL WARNING	1.000 EA
NP2496L	MOTOR LUBE NAMEPLATE	1.000 EA
032018008CK	HHCS 3/8-16X1L PLATED	4.000 EA
032018020FK	HHCS 3/4-10X2-1/2 PLTD.	4.000 EA
032018030DK	HHCS 1/2-13X3-3/4 PLTD.	3.000 EA
032620016LA	SOCKET SET SCREW-449	3.000 EA
034017014AB	LCKW 3/8 STD. PLATED	4.000 EA
034180014DA	KEY 1/4X1/4X1-3/4 L	1.000 EA
034530064AB	P/NIP 1/8 X 8" L Pipe Nipple	1.000 EA
034530064BB	P/NIP 1/4X8 PLATED	1.000 EA
034631002AB	BUSH 1/4 TO 1/8 PLTD.	1.000 EA
035000001G	GREASE RELIEF FITTING, ALEMITE 317400	1.000 EA
034690005AB	PPLG 3/4 PLATED	2.000 EA
078549001DA	FAN 400 078549001F	1.000 EA
083199082RA	G28 SHORT FAN COVER W/BAFFLE ASSEMBLY	1.000 EA
089490099A	G28 BRKT 089490098WCA KB	1.000 EA
415045002A	SLGR	1.000 EA
415072001B	CLAMP	1.000 EA
415096002A	CPLG 1/8 HEX TYPE	1.000 EA

Parts List (continued)		
Part Number	Description	Quantity
418151014G	RETAIN RING	1.000 EA
032018004BK	HHCS 5/16-18X1/2 PLATED	3.000 EA
032018020FK	HHCS 3/4-10X2-1/2 PLTD.	4.000 EA
032018030DK	HHCS 1/2-13X3-3/4 PLTD.	3.000 EA
034017013AB	LCKW 5/16 STD. PLATED	3.000 EA
034530036AB	P/NIP 1/8 X4-1/2 Yellow Zinc46114-BM	1.000 EA
034530036BB	P/NIP 1/4X4-1/2 GALV.	1.000 EA
034631002AB	BUSH 1/4 TO 1/8 PLTD.	1.000 EA
035000001G	GREASE RELIEF FITTING, ALEMITE 317400	1.000 EA
089490101A	G28 BRKT 089490100WCA	1.000 EA
415045002D	SLGR - 440 V1T45B	1.000 EA
415096002A	CPLG 1/8 HEX TYPE	1.000 EA
415915007G	GASK, LAC	1.000 FT
418151014H	RETAIN RING	1.000 EA
702623013A	THERMAL BARRIER -- G28 -- BRACKET MTD	1.000 EA
032018008BK	HHCS 5/16-18X1L PLATED	4.000 EA
032018008DK	HHCS 1/2-13X1 PLATED	4.000 EA
033512006LB	HHTTS 1/4-20X3/4 PLTD.	1.000 EA
035000001A	ALFTG 1/8" 1610-BL	1.000 EA
035000001A	ALFTG 1/8" 1610-BL	1.000 EA
067053001C	GASK 440	1.000 EA
076863000C	+CBCST BLKT - 440	1.000 EA
076864000A	CBCST BLKT - 440	1.000 EA
406056007A	GASKET, 440	1.000 EA

Product Information Packet: ECR91504TR-4 - 150HP,1785RPM,3PH,60HZ,445T,A4488M,TEFC

406099000A	PLUG - FAN COVER 320-440	1.000 EA
415000103D	T/LUG #4AWG-1/0AWG W/HOLE FOR .250 BOLT	1.000 EA
418150003A	GREASE FITTING CAP	1.000 EA
418150003A	GREASE FITTING CAP	1.000 EA
033775004EA	DRSCR #6-1/4 304 S.S.	2.000 EA
034180054KA	7/8 SQ X 6.75 KEY	1.000 EA
MG1025G96	WILKOFASST SG, 779.7048, MOUSE GRAY #7048	0.440 GA
421948051	LABEL, MYLAR	1.000 EA
000613006PU	N/P (RELEASE QTY 10,000) UL CSA LABEL	1.000 EA
004824015AP	GREASE MOBILITH SHC 220	1.160 LB
034001016AB	WSHR .562ID 1.375OD .109	1.000 EA
034001014AB	FLAT WASHER 3/8"PLATED	1.000 EA
032018028CK	HHCS 3/8-16X3-1/2 PLTD.	1.000 EA
604797001R	440 FR. ROLLER BEARING MOTOR SHAFT	1.000 EA
604799003C	PLASTIC BAG 42X32X46	1.000 EA
033300014AC	HEX NUT, SHIPPING - 400	2.000 EA
034001016AB	WSHR .562ID 1.375OD .109	2.000 EA
034001014AB	FLAT WASHER 3/8"PLATED	2.000 EA
032510024D	CARRIAGE BOLT - 444	2.000 EA
604797056	400-447 FRAME 60 X 42	1.000 EA
412118006A	DRAIN	2.000 EA

REL. S.O.	FRAME	HP	TYPE	PHASE/HERTZ	RPM	VOLTS
	445T	150	P	3/60	1785	460
AMPS	DUTY	AMB °C/INSUL.	S.F.	NEMA DESIGN	CODE LETTER	ENCL.
168	CONT	40/F	1.15	A	H	TEFC
E/S	ROTOR	TEST S.O.	TEST DATE	STATOR RES. @25 °C OHMS (BETWEEN LINES)		
---	418143052XE	---	---	.0277		

PERFORMANCE

LOAD	HP	AMPERES	RPM	POWER FACTOR %	EFFICIENCY %
NO LOAD	0	46.9	1800	4.92	0
1/4	37.5	61.9	1797	60.9	93.2
2/4	75.1	91.5	1793	80.5	95.6
3/4	112	128	1790	85.9	95.9
4/4	150	168	1786	87.5	95.8
5/4	187	209	1782	88.1	95.4

SPEED TORQUE

	RPM	TORQUE % FULL LOAD	TORQUE LB.-FT.	AMPERES
LOCKED ROTOR	0	230	1015	1268
PULL UP	1450	197	869	1266
BREAKDOWN	1734	261	1152	588
FULL LOAD	1786	100	441	168

AMPERES SHOWN FOR 460. VOLT CONNECTION. IF OTHER VOLTAGE CONNECTIONS ARE AVAILABLE, THE AMPERES WILL VARY INVERSELY WITH THE RATED VOLTAGE

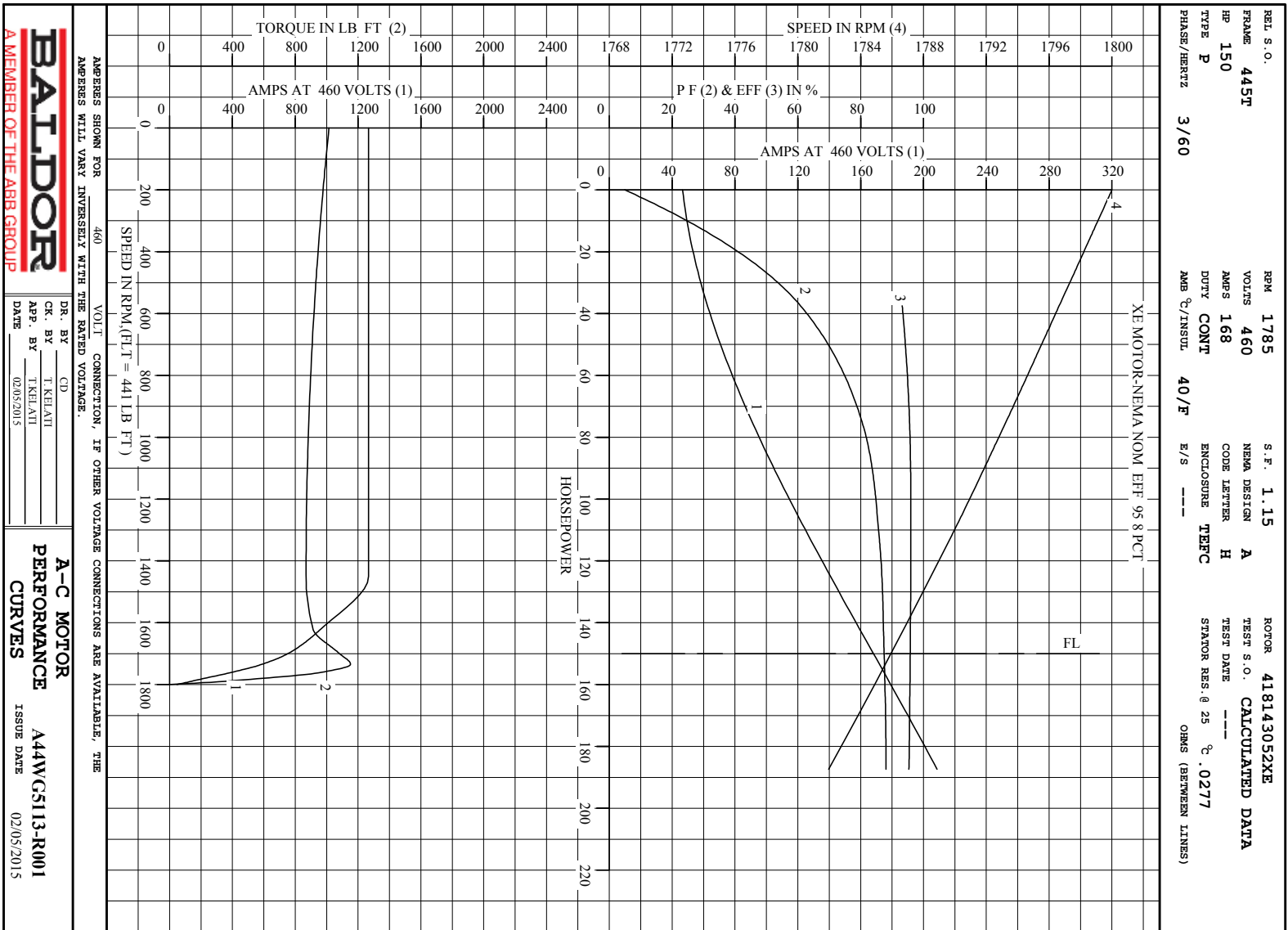
REMARKS : CALCULATED DATA
 XE MOTOR-NEMA NOM. EFF. 95.8 PCT.



DR. BY CD
 CK. BY T. RELAYT
 APP. BY T. RELAYT
 DATE 02/05/2015

A-C MOTOR
 PERFORMANCE DATA
 A44WG5113-R001
 ISSUE DATE 02/05/20

A MEMBER OF THE ABB GROUP



AMPERES SHOWN FOR 460 VOLT CONNECTION, IF OTHER VOLTAGE CONNECTIONS ARE AVAILABLE, THE AMPERES WILL VARY INVERSELY WITH THE RATED VOLTAGE.

BALDOR
A MEMBER OF THE ABB GROUP

DR. BY CD
CK. BY T. KEHATI
APP. BY T. KEHATI
DATE 02/05/2015

A-C MOTOR PERFORMANCE CURVES
A44WG5113-R001
ISSUE DATE 02/05/2015

DUTY MASTER ALTERNATING CURRENT MOTORS
SQUIRREL-CAGE INDUCTION

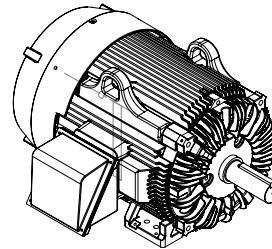
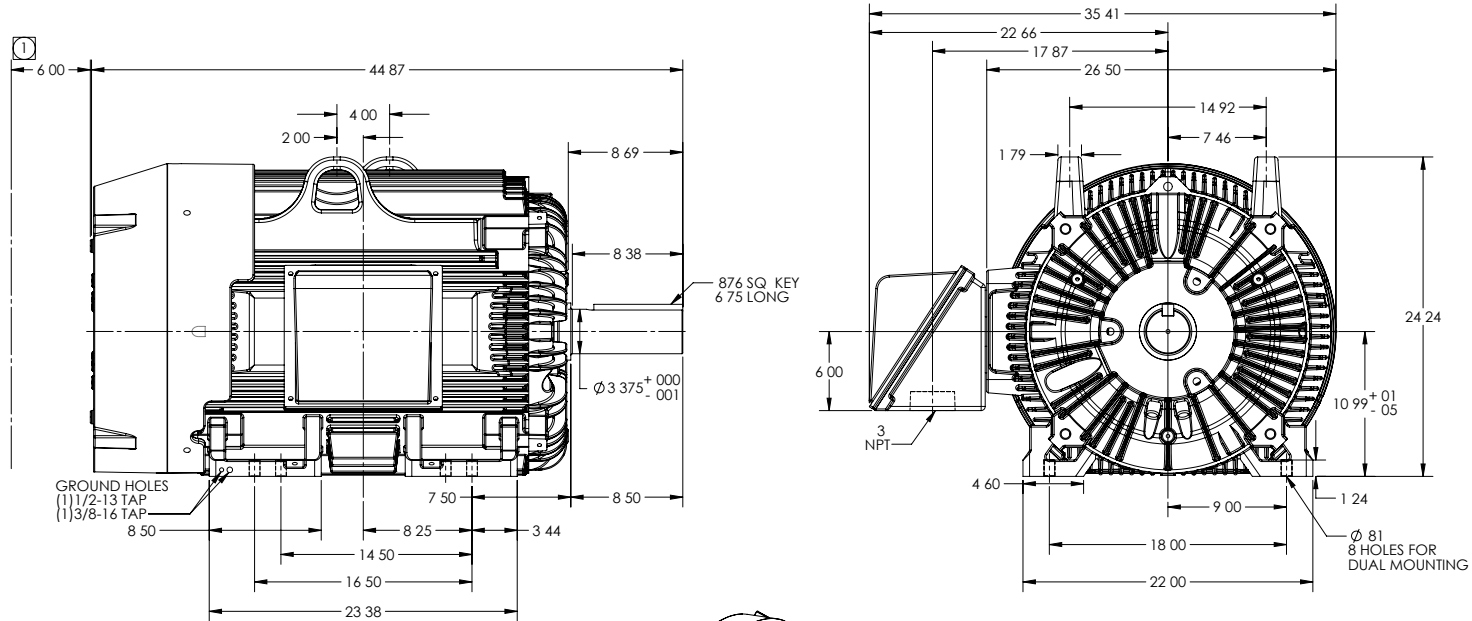
617427-315

ENCLOSURE: TOTALLY ENCLOSED

MOUNTING: FOOT

FRAMES G445T/444T

COOLING: FAN COOLED



① OBSTRUCTION MUST NOT ENCR OACH ON AIR INLET
IF MOUNTING CLEARANCE DETAILS ARE REQUIRED CONSULT FACTORY
MAXIMUM PERMISSIBLE SHAFT RUNOUT WHEN MEASURED AT END OF STANDARD SHAFT EXTENSION IS .003 T I R
CONDUIT BOX LOCATED ON OPPOSITE SIDE WHEN F-2 W-1 W-4 W-5 W-7 OR C-1 MOUNTING IS SPECIFIED

DIMENSIONS ARE IN INCHES FOR MILLIMETERS SEE SHEET (2)
CUSTOMER IS RESPONSIBLE FOR DETERMINING THAT MOTOR PERFORMANCE IS SUITABLE IN THE APPLICATION

SHEET NUMBER
1 OF 2
617427-315

REV. DESC	NEW	REVISED	09/06/36 12/05/201	TDR	00000881952
REV.	VERSION	00			
MODEL NO. 617 27-315					
BY RAGAJH					

BALDOR

G ST/ T STD - FOOTED - SIDE/CENTER C.I. CB ROLLER BRG

617427-315

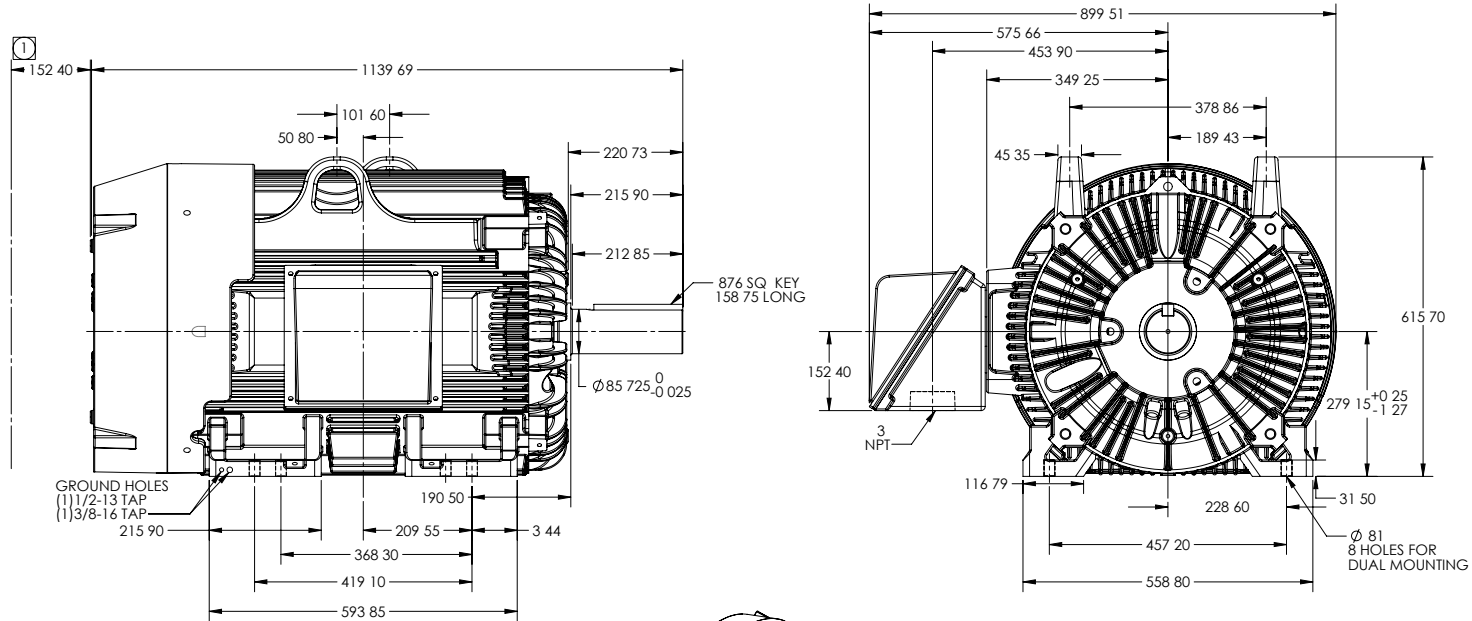
DUTY MASTER ALTERNATING CURRENT MOTORS
SQUIRREL-CAGE INDUCTION

617427-315

ENCLOSURE: TOTALLY ENCLOSED
MOUNTING: FOOT

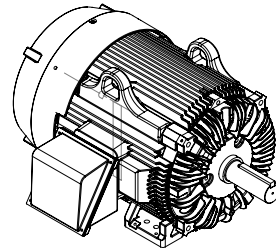
COOLING: FAN COOLED

FRAMES G445T/444T



GROUND HOLES
(1) 1/2-13 TAP
(1) 3/8-16 TAP

190.50
209.55
3.44
215.90
368.30
419.10
593.85



① OBSTRUCTION MUST NOT ENCR OACH ON AIR INLET
IF MOUNTING CLEARANCE DETAILS ARE REQUIRED CONSULT FACTORY
MAXIMUM PERMISSIBLE SHAFT RUNOUT WHEN MEASURED AT END OF STANDARD SHAFT EXTENSION IS .08 T I R
CONDUIT BOX LOCATED ON OPPOSITE SIDE WHEN F-2 W-1 W-4 W-5 W-7 OR C-1 MOUNTING IS SPECIFIED

DIMENSIONS ARE IN MILLIMETERS FOR INCHES SEE SHEET 1
CUSTOMER IS RESPONSIBLE FOR DETERMINING THAT MOTOR PERFORMANCE IS SUITABLE IN THE APPLICATION

SHEET NUMBER
2 OF 2
617427-315

REV. DESC	NEW	VERSION	00	REVISED	09/06/36 12/05/201	TDR	000000881952
MODEL NO.	617 27-315						
BY	RAGAJH						

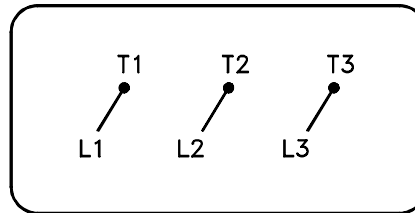
BALDOR

G ST/ T STD - FOOTED - SIDE/CENTER C.I C/B ROLLER BRG

617427-315

416820-036

A-C MOTOR
 CONNECTION DIAGRAM
 STANDARD 3 LEAD CONNECTED



(N.P. 1575-BA)

416820-036

REV. DESC: LOADED TO BUS, C/R 335225		
REV. LTR: -	VERSION: 00	TDR: 000000538207
FILE: \MGA\00000\682	REVISED: 11:54:06 04/30/2010	
MTL: -	BY: RAGRA	

BALDOR

CONN DIAG - STANDARD 3 LEAD

SH 1 of 1

Marketing maintained PDF of MN408:

[MN408?ManNumber=MN408](#)

Marketing maintained PDF of MN416:

[MN416?ManNumber=MN416](#)