

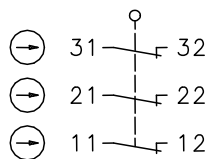
## Safety switch

Series SLK – with separate actuator

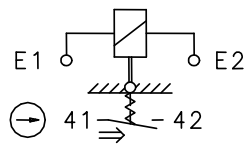
Description **SLK-M-UC-81-R0-A0-L0-0**

Article number **6018169062**

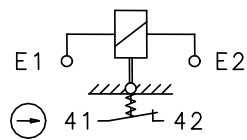
### Position monitoring of guard locking (not wired)



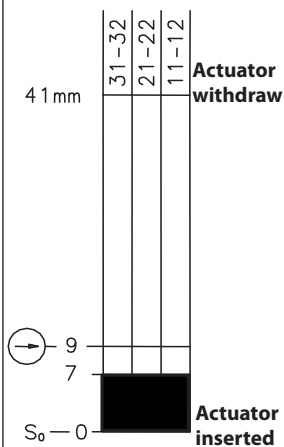
### Termination electromagnet with contact position E1, E2 without current



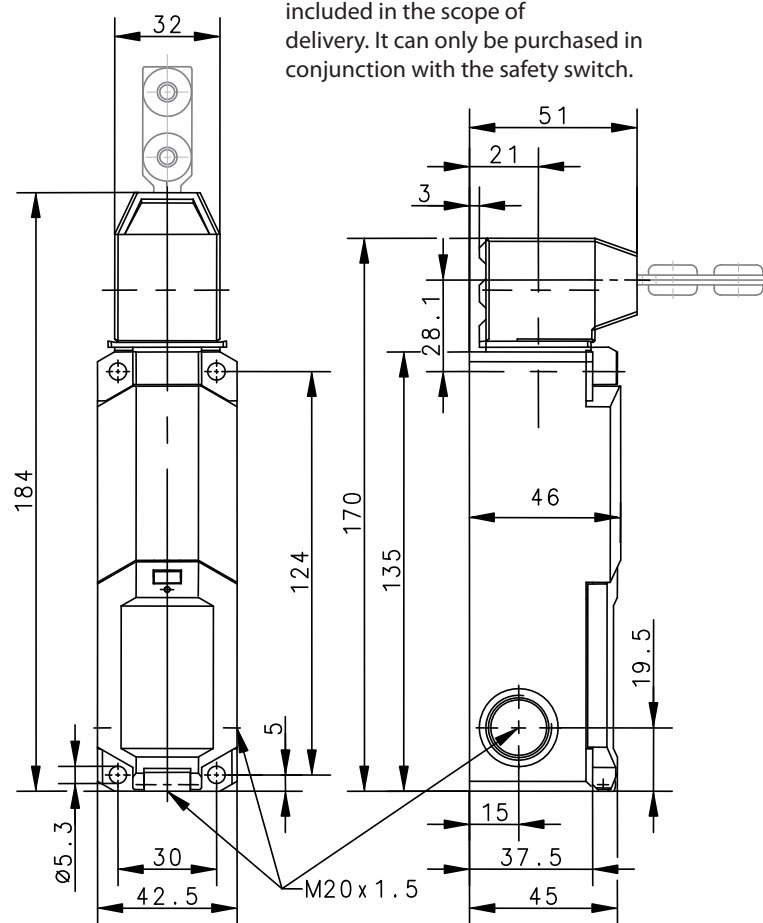
### E1, E2 with current



### Operating diagram



The actuator is not included in the scope of delivery. It can only be purchased in conjunction with the safety switch.



Electrical data		
Protection class	II, totally insulated	
Contact elements		
Rated insulation voltage	U <sub>i</sub>	250 V
Rated impulse withstand voltage	U <sub>imp</sub>	2,5 kV
Conv. thermal current	I <sub>the</sub>	5 A
Utilization category	AC-15, U <sub>e</sub> / I <sub>e</sub> 230 V / 2,5 A	
Direct opening action	⊙	according to IEC/EN 60947-5-1, Annex K
Short-circuit protective device	4 A gG	
Electro magnets		
Duty cycle	100 % ED (at E1; E2)	
Temperature class	F (155 °C)	
Inrush power consumption	12 VA (0,2 s)	
Permanent power consumption	4,4 VA	
Switch operations permanent	600 / h	
Operating voltage	24 V AC / DC	

Mechanical data		
Enclosure	Thermoplastic, glass fibre reinforced (UL 94-V0)	
Cover	Thermoplastic, glass fibre reinforced (UL 94-V0)	
Actuating head	Thermoplastic, glass fibre reinforced / Zn-GD	
Actuator	Separate actuator (Steel / PA)	
Minimum actuating radius	$R_{min}$	see separate actuators data sheet
Velocity for actuating	$V_{max}$	0,5 m/s
Extraction force	$\geq 27$ N	
Interlocking principle	Magnetic force	
Unlocking	Spring force	
Hold on force	$F_{Zh}$	$\leq 1500$ N acc. to GS-ET-19
Ambient air temperature	-25 °C ... +70 °C	
Contact type	4 NC	
Switching principle	4 slow make and break contact elements	
Mechanical life	1 x 10 <sup>6</sup> switching cycles (at max. 600 switch operations / h)	
Assembly	4 x M5	
Connection	Spring-clamp connection	
Conductor cross-sections	0,5 ... 1,5 mm <sup>2</sup> flexible	
Cable entrance	3 x M20 x 1,5	
Weight	$\approx 0,34$ kg	
Installation position	operator definable	
Protection type	IP67 acc. to IEC/EN 60529	

ID for safety engineering	
B10d	2 x 10 <sup>6</sup> cycles

Actuation	
4 different actuating directions achievable by rotating the actuating head. Changing between horizontal and vertical actuating direction by setting the actuating head in the requested direction.	

Standards	
	VDE 0660 T100, DIN EN 60947-1, IEC 60947-1
	VDE 0660 T200, DIN EN 60947-5-1, IEC 60947-5-1
	GS-ET-19
	DIN EN ISO 13849-1

EU Conformity	
	acc. to directive 2006/42/EC (Safety-of-Machinery-Directive)

Approvals	
	DGUV
	cCSA <sub>US</sub> B300 (same polarity)
	CCC

Notes	
<p>The degree of protection (IP code) specified applies solely to a property closed cover and the use of an equivalent cable gland with adequate cable.</p> <p>The switch may not be used as a mechanical stop.</p> <p>In case that power is removed from the solenoid the safety switch will be no longer in a locked position. Operator can open the guard! Attention has to be given to the risks of the machine in this situation!</p>	