



1-Gang Weatherproof Covers for Vertical Mounting Inches (mm)

Description	Product Dimensions	Catalog Number
	Height x Width x Depth	
Zinc die cast, gray, duplex cover for box mounting	4.58 in. x 2.82 in. x 0.57 in. (116.3 x 71.6 x 14.5)	RW51470
Zinc die cast, gray, 1.40 in. (35.6) cover for single receptacle or toggle switch for device mounting	4.56 in. x 2.81 in. x 0.88 in. (115.8 x 71.4 x 22.4)	RW51550*
Zinc die cast, gray, GFCI, surge and decorator cover for device mounting	4.58 in. x 2.81 in. x 0.57 in. (116.3 x 71.4 x 14.5)	RW51040



1-Gang Weatherproof Covers for Horizontal Mounting Inches (mm)

Description	Product Dimensions	Catalog Number
	Height x Width x Depth	
Zinc die cast, gray, duplex cover for device mounting	2.82 in. x 4.57 in. x 0.79 in. (71.6 x 116.1 x 20.1)	RW51810
Zinc die cast, gray, 1.40 in. (35.6) cover for single receptacle or toggle switch for device mounting	2.81 in. x 4.56 in. x 0.99 in. (71.4 x 115.8 x 25.1)	RW51520*
Zinc die cast, gray, GFCI, surge and decorator cover for device mounting	2.82 in. x 4.56 in. x 0.52 in. (71.6 x 115.8 x 13.2)	RW51020



2-Gang Weatherproof Covers for Vertical Mounting Inches (mm)

Description	Product Dimensions	Catalog Number
	Height x Width x Depth	
Zinc die cast, gray, duplex cover for device mounting	4.54 in. x 4.54 in. x 0.75 in. (115.3 x 115.3 x 19.1)	RW51320
Zinc die cast, gray, one duplex/one GFCI, surge and decorator cover for box mounting	4.54 in. x 4.54 in. x 0.77 in. (115.3 x 115.3 x 19.6)	RW51330
Zinc die cast, gray, 1.40 in. (35.6) cover for single receptacle or toggle switch for device mounting	4.54 in. x 4.54 in. x 0.77 in. (115.3 x 115.3 x 19.6)	RW51380
Zinc die cast, gray, two GFCI, surge and decorator cover for box mounting	4.54 in. x 4.56 in. x 0.73 in. (115.3 x 115.8 x 18.5)	RW51450

Note: All weatherproof plates are UL Listed for WET LOCATIONS WITH COVER CLOSED, for intermittent use in wet locations or use in damp locations. All plates are gasketed and self-closing.

**cULus Listed.*

Wallplates and Covers

Weatherproof Covers

1-Gang Die Cast Aluminum Covers, Vertical Mount Inches (mm)

Description	Catalog Number
1.62 in. (41.1) dia. opening, 20 and 30 amp, locking receptacle	7420B
2.15 in. (54.6) dia. opening, 30 and 50 amp, 3-wire power receptacle	7427B
2.31 in. (58.7) dia. opening for "MBWP" inlet	7429B
20 amp power interrupting, locking receptacle	23007
30 amp power interrupting, locking receptacle, lift cover	20405
50 amp standard locking receptacle	7770



7420B



23007



7770

1-Gang Non-Metallic Cover, Vertical Mount for Flanged Devices

Description	Catalog Number
Yellow fiberglass weatherproof plate with lift lid for 50 amp locking receptacles, fits F.S. and F.D. boxes	7774CR

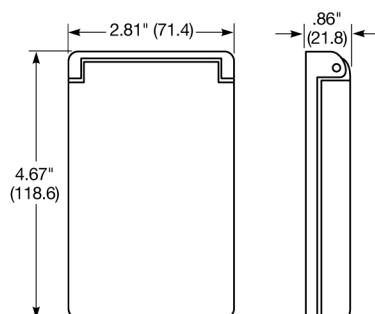


7774CR

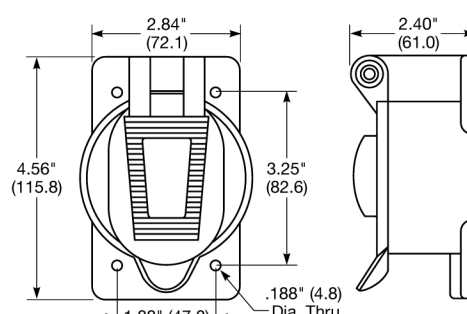
Catalog Number for Receptacles in Groups Inches (mm)

Boss Diameter 1.36 in. to 1.39 in. (34.5 to 35.3)		Boss Diameter 1.55 in. to 1.58 in. (39.4 to 40.1)				Boss Diameter 1.68 in. to 1.72 in. (42.7 to 43.7)	Boss Diameter 2.09 in. to 2.13 in. (53.1 to 54.1)	Boss Diameter 2.28 in. to 2.44 in. (57.9 to 62.0)
5261	8310	70520FR	71220FR	71820FR	3330	9530FR	3771	CS6369L
5251	7250	70620FR	71030FR	71920FR	3430	9630FR	7379	CS6370L
5661	5284	70720FR	71130FR	72020FR	3520	9303	3769	CS8169L
5361	5258	70820FR	71230FR	71830FR	7410	9306	6369CR	CS8269L
5351	5684	70920FR	71330FR	71930FR	40045FR	9550FR	6370CR	CS8369L
5461	5384	70530FR	71420FR	72030FR	FSL1FR	9650FR		CS8469L
4710	5484	70630FR	71520FR	72120FR	FSL2FR			CS6369A
4760	5261IG	70730FR	71620FR	72220FR	FSL3FR			CS6370A
7582	5361IG	70830FR	71430FR	72320FR	FSL4FR			CS8169A
7310	7535	70930FR	71530FR	72130FR				CS8269A
8210	70615FR	71020FR	71630FR	72230FR				CS8369A
		71120FR	71730FR	72330FR				CS8469A

Product Dimensions Inches (mm)



7420B



7774CR



1-Gang Non-Metallic Covers, Vertical Mount for Flanged Devices

Description	Catalog Number
Weatherproof lift cover for use with 15 amp locking flanged equipment devices (inlets and receptacles)	WPC1
Weatherproof lift cover for use with 20 and 30 amp locking flanged equipment devices (inlets and receptacles)	WPC2
Weatherproof lift cover for use with 50 amp locking non-metallic flanged inlets	7780*

Note: *cULus Listed only, not CSA Certified.

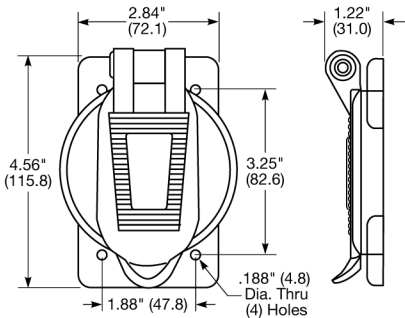
Use with Flanged Inlets and Flanged Receptacles Listed Below

Catalog Number	Use with flanged inlets and flanged receptacles listed below							
WPC1	4716MB	4715ER	70615MB	70615ER	4786MB	4785ER	7556MB	7557ER
	8808	8809						
WPC2	70520MB	70520ER	70620MB	70620ER	70720MB	70720ER	70820MB	70820ER
	70920MB	70920ER	70530MB	70530ER	70630MB	70630ER	70730MB	70730ER
	70830MB	70830ER	70930MB	70930ER	7327	7328	71020MB	71020ER
	71120MB	71120ER	71220MB	71220ER	71030MB	71030ER	71230MB	71230ER
	71330MB	71330ER	71420MB	71420ER	71520MB	71520ER	71620MB	71620ER
	71430MB	71430ER	71530MB	71530ER	71630MB	71630ER	71730MB	71730ER
	7408MB	7409ER	71820MB	71820ER	71920MB	71920ER	72020MB	72020ER
	71830MB	71830ER	71930MB	79130ER	72030MB	72030ER	72120MB	72120ER
	72220MB	72220ER	72320MB	72320ER	40045MB	40045ER	72130MB	72130ER
	72230MB	72230ER	72330MB	72330ER				
7780	CS6375L CS8375L							

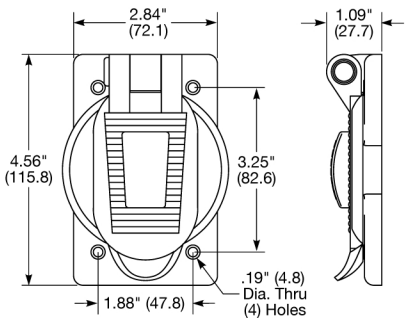


Note: Device not included.

Product Dimensions Inches (mm)



WPC2



7780