
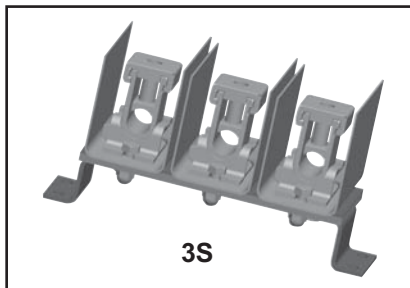




POWER DISTRIBUTION BLOCKS

U-BLOK™

For Junction Box Applications

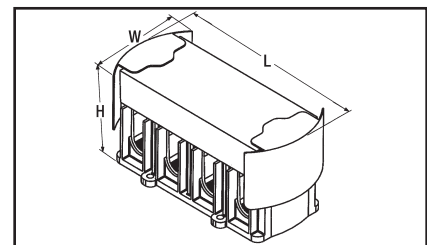
The U-BLOK™ system is a modern, state-of-the-art approach to multi-load power distribution applications. Among typical uses are multi-story or multi-unit buildings, HVAC, refrigeration, control panels, motor control, switch gear, elevator systems and materials handling equipment. U-BLOK™ is UL Listed for Copper or Aluminum conductors and rated for 600-volt applications. U-BLOK™ can be mounted on bases for use in troughs or bolted directly to junction boxes. AL9CU rated.



Features & Benefits

- Connector top slides OFF/ON for quick cable lay-in
 - ◊ Labor savings. Easy access for installation, modifications or retrofit.
- Electro-tin plated connectors in each pole
 - ◊ Durability. High-conductivity and resistance to corrosion.
- Compact size
 - ◊ Requires less space than traditional connection methods.
- Trough installations can be mounted on

- raised platforms
 - ◊ Passage of cables under block means through-cables need not be terminated
- Insulating covers and mounting blocks rated 94-VO
 - ◊ Saves costly taping, time and material. Conforms to or exceeds building codes.
- Connectors accommodate a wide range of wire sizes
 - ◊ Reduces parts inventory requirements.
- Feeder conductors can be cut or fed through on a continuous run
 - ◊ Ease of installation.



3 WIRE POWER DISTRIBUTION BLOCKS

Catalog Number	Max. Number of Wires per Phase	Conductor Copper or Aluminum*		W	L	H	Weight Each	Allen Wrench Size	Recommended Tightening Torque	Strip Length
		Run	Tap							
FT3B4/0	2	3/0 - 4/0	6 - 4/0	3-7/8	5-7/8	4-1/8	1-1/4	1/4	200	1-1/2
FT3B500	2	400 - 500	6 - 500	3-7/8	5-7/8	4-1/8	2-1/8	3/8	375	2-5/16
3S	2	250 - 350	6 - 350	3-5/8	9-3/4	4-7/8	3	1/4	200	1-3/4
3U	1 Run / 8 Tap	3/0 - 500	6 - 1/0	4-3/4	9-3/4	5-1/2	3	5/32	110	2-5/16 (Run); 1-5/32 (Tap)

4 WIRE POWER DISTRIBUTION BLOCKS

Catalog Number	Max. Number of Wires per Phase	Conductor Copper or Aluminum*		W	L	H	Weight Each	Allen Wrench Size	Recommended Tightening Torque	Strip Length
		Run	Tap							
FT4B4/0	2	3/0 - 4/0	6 - 4/0	3-7/8	7-7/8	4-1/8	2	1/4	200	1-1/2
FT4B500	2	400 - 500	6 - 500	3-7/8	7-7/8	4-1/8	2-3/4	3/8	375	2-5/16
4S	2	250 - 350	6 - 350	3-5/8	11-3/4	4-7/8	3-1/2	1/4	200	1-3/4
4U	1 Run / 8 Tap	3/0 - 500	6 - 1/0	4-3/4	11-3/4	5-1/2	3-1/2	5/32	110	2-5/16 (Run); 1-5/32 (Tap)

PENETROX™ inhibitor is recommended for all aluminum wire connections.
For two wire tap range is 8 through 1/0.

* Aluminum and copper conductors cannot be assembled under the same pressure plate or t-bar.

Blue highlighted items are industry standard and most frequently ordered.