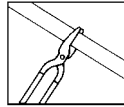
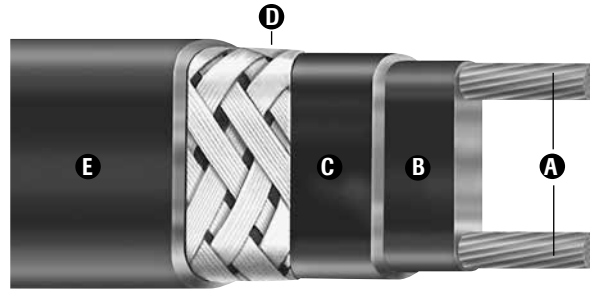




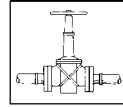
HWM

Hot Water Maintenance Heat Trace Cable

- Hot Water Maintenance for Temperatures up to 140°F
- Heat Output Varies Along Pipe Length to Deliver Heat Where Needed
- Circuit Lengths up to 800 ft
- 16 Awg Buss Wires
- Self-Regulating Conductive Core
- Fluoropolymer Jackets
- Wattages at 5 and 10 w/ft
- 120 and 208-277 V Cable Available from Stock



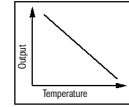
Cut to Length in Field



Can be Overlapped



Medium Temperature



Self Regulating Output

Features

- Energy efficient, self-regulating HWM uses less energy when less heat is required.
- Easy to install, HWM can be cut to any length (up to max. circuit length) in the field.
- Field splices can be performed easily in minutes with no scrap or wasted cold sections.
- HWM can be overlapped without burnout, which simplifies heat tracing of in-line equipment such as valves.
- Because HWM is self-regulating, over-temperature conditions are minimized.
- Chromalox termination, splice, tee and end seal kits reduce installation time.

- **C Flame Retardant** – Electrically insulates the matrix and provides corrosion resistance.
- **D Metallic Grounding Braid** – Provides additional mechanical protection and a positive ground path.
- **E Fluoropolymer Outer Jacket** – Corrosion resistant, flame retardant overjacket is highly effective in many environments. Protects against exposure to organic or corrosive solutions. The overjacket also protects against abrasion and impact damage.

Description

The HWM hot water temperature maintenance system utilizes self-regulating heat trace technology. The system, consisting of the self-regulating cable, connection kits and specialized electronic controls, provides commercial buildings with immediate hot water availability without expensive recirculation systems. It provides a simple, yet energy efficient approach by providing heat at the point where heat loss occurs. Due to the parallel construction of the self-regulating cable, it can be cut to any length, spliced, tee-branched and terminated on site. With this product, energy savings may be derived from multiple sources, such as lower supply line heat loss, eliminated return line heat loss, no pump operating costs and no supply water overheating costs.

Construction

- **A Twin 16 AWG Copper Buss Wires** – Provide reliable electric current capability.
- **B Semiconductive Polymer Core Matrix** – “Self-Regulating” component of the cable its electrical resistance varies with temperature. As process temperature drops, the core’s heat output increases; as process temperature rises, the heat output decreases.

Approvals

FM approved for hot water maintenance applications

WARNING — A ground fault protection device is required by NEC to minimize the danger of fire if the heating cable is damaged or improperly installed. A minimum trip level of 30mA is recommended to minimize nuisance tripping.

FREEZE PROTECTION

HWM

Hot Water Maintenance Heat Trace Cables

(cont'd.)

Insulation Requirement

Required thickness of fiberglass insulation is determined by nominal pipe size.

Fiberglass Insulation Thickness Selection	
Pipe size (in)	Insulation Thickness (in)
1/2	1
3/4	1
1	1
1 1/4	1
1-1/2	1-1/2
2	2

HWM Tracing Selection

To select the proper HWM cable for your applications, use the tables below.

Cable Selection	
120V, 240V or 277V Maintain Temperature (°F) Cable	
105	HWM 5
115	HWM 10
125	HWM 10
140	HWM 10
208V Maintain Temperature (°F) Cable	
105	HWM 5
115	HWM 10
125	HWM 10
140	HWM 10

Maximum Circuit Length (Ft.)

	Maximum Circuit Length ft		
	15A	20A	30A
HWM5-1CT	200	270	400
HWM5-2CT	400	540	800
HWM10-1CT	130	155	220
HWM10-2CT	260	310	440