



## Series 5

Die Cast Aluminum Conduit Outlet  
Bodies, Covers and Gaskets

**COOPER** Crouse-Hinds



**NEW!**

- Aluminum Covers with integral gaskets
- X and TB configurations
- SnapPack™ with rigid bodies and integral gasketed covers!

# Series 5

## Die Cast Aluminum Conduit Outlet Bodies, Covers and Gaskets

### Series 5

Cooper Crouse-Hinds® Series 5 die cast copper-free aluminum conduit bodies, covers and gaskets are available for use with rigid or EMT conduit (with set screw). Conduit bodies are available in trade sizes 1/2"-4"; in the most popular conduit body shapes (C, LB, LL, LR, T) and 1/2"-2" in TB & X shapes. The Series 5 family is available as components or pre-packaged in various configurations as a SnapPack™ assembly. In addition, Series 5 is completely interchangeable with other manufacturers.

#### APPLICATIONS

- Act as pull outlets for conductors being installed
- Provide openings for making splices and taps in conductors
- Act as mounting outlets for lighting fixtures and wiring devices
- Connect conduit sections
- Provide taps for branch conduit runs
- Make 90° bends in conduit runs
- Provide for access to conductors for maintenance and future system changes

#### FEATURES/BENEFITS

- Die cast copper-free aluminum construction is lightweight and corrosion resistant for long reliable service
- Epoxy powder coat finish provides additional corrosion resistance in an aesthetically pleasing appearance
- Conduit bodies are supplied with threaded hubs for use with Rigid/IMC conduit or as a combination body (threaded and with set screws for use with EMT or Rigid/IMC conduit on trade sizes)
- Domed aluminum cover provides additional cubic capacity
- SnapPack™ available in choice of 3 configurations to match customer preferences.

#### STANDARD MATERIALS AND FINISHES

- Bodies—Copper-Free Aluminum with epoxy powder paint
- Covers—Aluminum with stainless steel screws, natural finish
- Gaskets—Neoprene

#### 3<sup>RD</sup> PARTY CERTIFICATIONS

- UL Listed
- cUL Listed



Available in SnapPack™ assembly or as components to match customer preferences

- Integral gasket covers.** The new sheet aluminum covers feature a raised dome with stainless steel screws supplied with nylon washers and a gasket for simplifying installation—reducing inventory and labor costs. These innovative covers are UL and cUL Listed and are NEMA 4 Rated.



- SnapPack™.** Designed for ordering and receiving convenience, the SnapPack combines a body, gasket, and sheet aluminum cover in a single assembly.

1. Rigid body with traditional cover and gasket (e.g. LB15 CGN)



2. Combination body with traditional cover and gasket (e.g. LB15 MTC )



3. **NEMA 4** rigid body with new integral gasketed cover (e.g. X15 ICG)



# Ordering Information



TYPE LB									
Trade Size	Outlet Body		SnapPack <b>NEMA 4!</b>			Internal Col.In Cu. In.	Unit Qty	Weight Lbs Per 100*	Max # of Conductors
	Rigid/IMC Cat#	Combo EMT, Rigid/IMC Cat#	Rigid/IMC Body, Traditional Cover, and Gasket Cat#	Combo EMT, Body, Traditional Cover, and Gasket Cat#	NEMA 4 Rigid/IMC Body and Integral Cover & Gasket Cat#				
1/2"	LB15	LB15 MT	LB15 CGN	LB15 MTC	LB15 ICG	4.35	10	26	-
3/4"	LB25	LB25 MT	LB25 CGN	LB25 MTC	LB25 ICG	7.3	10	48	3 # 6 AWG
1"	LB35	LB35 MT	LB35 CGN	LB35 MTC	LB35 ICG	12.2	5	64	3 # 4 AWG
1 1/4"	LB45	LB45 MT	LB45 CGN	LB45 MTC	-	32.3	2	140	3 # 2 AWG
1 1/2"	LB55	LB55 MT	LB55 CGN	LB55 MTC	-	33.8	2	160	3 # 1/0 AWG
2"	LB65	LB65 MT	LB65 CGN	LB65 MTC	-	71.2	1	260	3 # 4/0 AWG
2 1/2"	LB75	LB75 MT†	-	-	-	71.2	1	500	3 # 300 MCM
3"	LB85	LB85 MT†	-	-	-	183.5	1	600	3 # 350 MCM
3 1/2"	LB95	LB95 MT†	-	-	-	304.9	1	900	3 # 350 MCM
4"	LB105	LB105 MT†	-	-	-	308	1	1000	3 # 350 MCM

†Combo EMT, Rigid/IMC Fittings greater than 2" trade size are SET-SCREW ONLY (not combination threaded and set-screw)

\*Weight Lbs Per 100 is listed for outlet body only



TYPE LR									
Trade Size	Outlet Body		SnapPack <b>NEMA 4!</b>			Internal Col.In Cu. In.	Unit Qty	Weight Lbs Per 100*	Max # of Conductors
	Rigid/IMC Cat#	Combo EMT, Rigid/IMC Cat#	Rigid/IMC Body, Traditional Cover, and Gasket Cat#	Combo EMT, Body, Traditional Cover, and Gasket Cat#	NEMA 4 Rigid/IMC Body and Integral Cover & Gasket Cat#				
1/2"	LR15	LR15 MT	LR15 CGN	LR15 MTC	LR15 ICG	4.35	10	26	-
3/4"	LR25	LR25 MT	LR25 CGN	LR25 MTC	LR25 ICG	7.3	10	48	3 # 6 AWG
1"	LR35	LR35 MT	LR35 CGN	LR35 MTC	LR35 ICG	12.2	5	64	3 # 4 AWG
1 1/4"	LR45	LR45 MT	LR45 CGN	LR45 MTC	-	35.8	2	140	3 # 2 AWG
1 1/2"	LR55	LR55 MT	LR55 CGN	LR55 MTC	-	35.8	2	160	3 # 1/0 AWG
2"	LR65	LR65 MT	LR65 CGN	LR65 MTC	-	69.7	1	260	3 # 4/0 AWG
2 1/2"	LR75	-	-	-	-	69.7	1	500	3 # 300 MCM
3"	LR85	-	-	-	-	186	1	600	3 # 350 MCM
3 1/2"	LR95	-	-	-	-	306	1	900	3 # 350 MCM
4"	LR105	-	-	-	-	308	1	1000	3 # 350 MCM

\*Weight Lbs Per 100 is listed for outlet body only



TYPE LL									
Trade Size	Outlet Body		SnapPack <b>NEMA 4!</b>			Internal Col.In Cu. In.	Unit Qty	Weight Lbs Per 100*	Max # of Conductors
	Rigid/IMC Cat#	Combo EMT, Rigid/IMC Cat#	Rigid/IMC Body, Traditional Cover, and Gasket Cat#	Combo EMT, Body, Traditional Cover, and Gasket Cat#	NEMA 4 Rigid/IMC Body and Integral Cover & Gasket Cat#				
1/2"	LL15	LL15 MT	LL15 CGN	LL15 MTC	LL15 ICG	4.35	10	30	-
3/4"	LL25	LL25 MT	LL25 CGN	LL25 MTC	LL25 ICG	7.3	10	48	3 # 6 AWG
1"	LL35	LL35 MT	LL35 CGN	LL35 MTC	LL35 ICG	12.2	5	64	3 # 4 AWG
1 1/4"	LL45	LL45 MT	LL45 CGN	LL45 MTC	-	35.8	2	140	3 # 2 AWG
1 1/2"	LL55	LL55 MT	LL55 CGN	LL55 MTC	-	35.8	2	160	3 # 1/0 AWG
2"	LL65	LL65 MT	LL65 CGN	LL65 MTC	-	69.7	1	270	3 # 4/0 AWG
2 1/2"	LL75	-	-	-	-	69.7	1	500	3 # 300 MCM
3"	LL85	-	-	-	-	186	1	600	3 # 350 MCM
3 1/2"	LL95	-	-	-	-	306	1	900	3 # 350 MCM
4"	LL105	-	-	-	-	308	1	1000	3 # 350 MCM

\*Weight Lbs Per 100 is listed for outlet body only

# Ordering Information



## TYPE C



Trade Size	Outlet Body		SnapPack <b>NEMA 4!</b>			Internal Col.In Cu. In.	Unit Qty	Weight Lbs Per 100*	Max # of Conductors
	Rigid/IMC Cat#	Combo EMT, Rigid/IMC Cat#	Rigid/IMC Body, Traditional Cover, and Gasket Cat#	Combo EMT, Body, Traditional Cover, and Gasket Cat#	NEMA 4 Rigid/IMC Body and Integral Cover & Gasket Cat#				
1/2"	C15	C15 MT	C15 CGN	C15 MTC	C15 ICG	4.35	10	27	-
3/4"	C25	C25 MT	C25 CGN	C25 MTC	C25 ICG	7.3	10	40	3 # 6 AWG
1"	C35	C35 MT	C35 CGN	C35 MTC	C35 ICG	12.2	5	64	3 # 4 AWG
1 1/4"	C45	C45 MT	C45 CGN	C45 MTC	-	32.3	2	165	3 # 2 AWG
1 1/2"	C55	C55 MT	C55 CGN	C55 MTC	-	33.8	2	150	3 # 1/0 AWG
2"	C65	C65 MT	C65 CGN	C65 MTC	-	69.5	1	270	3 # 4/0 AWG
2 1/2"	C75	-	-	-	-	69.5	1	500	3 # 300 MCM
3"	C85	-	-	-	-	188	1	600	3 # 350 MCM
3 1/2"	C95	-	-	-	-	307	1	900	3 # 350 MCM
4"	C105	-	-	-	-	309	1	1000	3 # 350 MCM

## TYPE T



Trade Size	Outlet Body		SnapPack <b>NEMA 4!</b>			Internal Col.In Cu. In.	Unit Qty	Weight Lbs Per 100*	Max # of Conductors
	Rigid/IMC Cat#	Combo EMT, Rigid/IMC Cat#	Rigid/IMC Body, Traditional Cover, and Gasket Cat#	Combo EMT, Body, Traditional Cover, and Gasket Cat#	NEMA 4 Rigid/IMC Body and Integral Cover & Gasket Cat#				
1/2"	T15	T15 MT	T15 CGN	T15 MTC	T15 ICG	4.35	10	27	-
3/4"	T25	T25 MT	T25 CGN	T25 MTC	T25 ICG	7.3	10	40	3 # 6 AWG
1"	T35	T35 MT	T35 CGN	T35 MTC	T35 ICG	12.2	5	64	3 # 4 AWG
1 1/4"	T45	T45 MT	T45 CGN	T45 MTC	-	33.1	2	165	3 # 2 AWG
1 1/2"	T55	T55 MT	T55 CGN	T55 MTC	-	33.1	2	150	3 # 1/0 AWG
2"	T65	T65 MT	T65 CGN	T65 MTC	-	67	1	270	3 # 4/0 AWG
2 1/2"	T75	-	-	-	-	67	1	500	3 # 300 MCM
3"	T85	-	-	-	-	175	1	600	3 # 350 MCM
3 1/2"	T95	-	-	-	-	298	1	900	3 # 350 MCM
4"	T105	-	-	-	-	300	1	1000	3 # 350 MCM

## TYPE TB



Trade Size	Outlet Body		SnapPack <b>NEMA 4!</b>			Internal Col.In Cu. In.	Unit Qty	Weight Lbs Per 100*	Max # of Conductors
	Rigid/IMC Cat#	Combo EMT, Rigid/IMC Cat#	Rigid/IMC Body, Traditional Cover, and Gasket Cat#	Combo EMT, Body, Traditional Cover, and Gasket Cat#	NEMA 4 Rigid/IMC Body and Integral Cover & Gasket Cat#				
1/2"	TB15	-	-	-	TB15 ICG	4.5	10	29	-
3/4"	TB25	-	-	-	TB25 ICG	7.5	10	42	3 # 6 AWG
1"	TB35	-	-	-	TB35 ICG	10.8	5	58	3 # 4 AWG
1 1/4"	TB45	-	-	-	-	32.3	2	110	3 # 2 AWG
1 1/2"	TB55	-	-	-	-	34.2	2	109	3 # 2 AWG
2"	TB65	-	-	-	-	71.4	1	192	3 # 2/0 AWG

## TYPE X



Trade Size	Outlet Body		SnapPack <b>NEMA 4!</b>			Internal Col.In Cu. In.	Unit Qty	Weight Lbs Per 100*	Max # of Conductors
	Rigid/IMC Cat#	Combo EMT, Rigid/IMC Cat#	Rigid/IMC Body, Traditional Cover, and Gasket Cat#	Combo EMT, Body, Traditional Cover, and Gasket Cat#	NEMA 4 Rigid/IMC Body and Integral Cover & Gasket Cat#				
1/2"	X15	-	-	-	X15 ICG	4.5	10	31	-
3/4"	X25	-	-	-	X25 ICG	7.5	10	47	3 # 6 AWG
1"	X35	-	-	-	X35 ICG	10.8	5	62	3 # 4 AWG
1 1/4"	X45	-	-	-	-	32.3	2	118	3 # 2 AWG
1 1/2"	X55	-	-	-	-	34.2	2	118	3 # 2 AWG
2"	X65	-	-	-	-	71.4	1	213	3 # 2/0 AWG

\*Weight Lbs Per 100 is listed for outlet body only

# Ordering Information / Dimensions

## INTEGRAL GASKET COVERS

Aluminum Cover with Neoprene Integral Gasket



Cat. #	Gasket Trade Size	Unit Qty.	Weight Lbs. Per 100
1/2"	150G	50	6
3/4"	250G	50	7
1"	350G	50	8
1 1/4" - 1 1/2"	450G	50	17
2"	650G	25	26
2 1/2" - 3"	850G	10	80
3 1/2" - 4"	950G	10	145

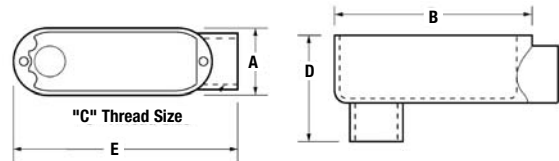
1/2" - 3" are NEMA 4 Rated

## ALUMINUM COVERS

Aluminum



Cat. #	Conduit Size	Unit Qty.	Weight Lbs. Per 100
1/2"	150	50	5
3/4"	250	50	6
1"	350	50	7
1 1/4" - 1 1/2"	450	50	15
2"	650	25	24
2 1/2" - 3"	850	10	78
3 1/2" - 4"	950	10	140



### TYPE LB DIMENSIONS—THREADED & SET SCREW

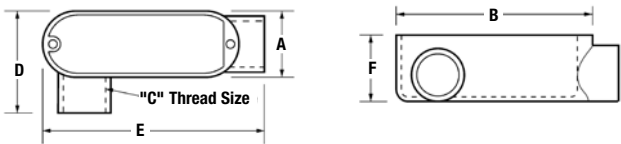
Size	A	B	C	D	E	F
1/2"	1.31	3.87	0.50	2.11	4.24	1.07
3/4"	1.53	4.67	0.75	2.38	4.97	1.28
1"	1.74	5.37	1.00	2.74	5.79	1.56
1 1/4"	2.49	7.23	1.25	3.50	7.79	1.99
1 1/2"	2.49	7.23	1.50	3.65	7.81	2.27
2"	3.10	9.46	2.00	4.24	10.20	2.91
2 1/2"	4.44	12.22	2.50	5.75	13.14	3.43
3"	4.44	12.22	3.00	6.41	13.14	4.13
3 1/2"	5.42	14.83	3.50	7.11	15.46	4.65
4"	5.42	14.83	4.00	7.20	15.46	5.16

## GASKETS

Neoprene

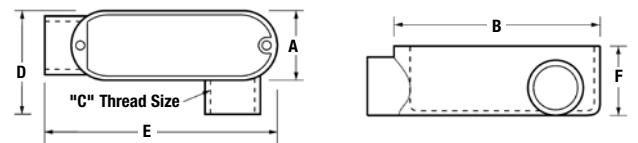


Cat. #	Conduit Size	Unit Qty.	Weight Lbs. Per 100
1/2"	GASK015N	50	2
3/4"	GASK025N	50	2
1"	GASK035N	50	3
1 1/4" - 1 1/2"	GASK045N	50	6
2"	GASK065N	25	10
2 1/2" - 3"	GASK085N	10	20
3 1/2" - 4"	GASK095N	10	30



### TYPE LR DIMENSIONS—THREADED & SET SCREW

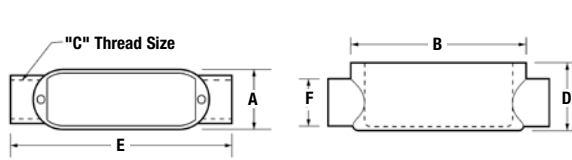
Size	A	B	C	D	E	F
1/2"	1.31	3.87	0.50	2.06	4.40	1.40
3/4"	1.53	4.67	0.75	2.28	5.07	1.64
1"	1.74	5.37	1.00	2.51	5.94	1.90
1 1/4"	2.49	7.23	1.25	3.50	7.87	2.85
1 1/2"	2.49	7.23	1.50	3.50	7.87	2.85
2"	3.10	9.46	2.00	3.83	9.88	3.41
2 1/2"	4.50	12.22	2.50	6.00	13.14	4.00
3"	4.65	12.22	3.00	6.10	13.00	4.70
3 1/2"	5.42	14.83	3.50	6.40	15.45	5.43
4"	5.42	14.83	4.00	6.40	15.45	5.43



### TYPE LL DIMENSIONS—THREADED & SET SCREW

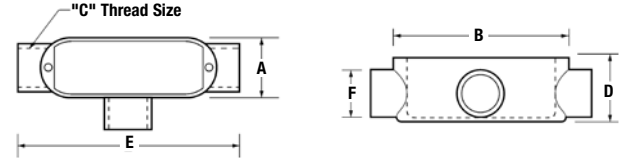
Size	A	B	C	D	E	F
1/2"	1.31	3.87	0.50	2.06	4.40	1.40
3/4"	1.53	4.67	0.75	2.28	5.07	1.64
1"	1.74	5.37	1.00	2.68	5.94	1.90
1 1/4"	2.49	7.23	1.25	3.50	7.87	2.85
1 1/2"	2.49	7.23	1.50	3.50	7.87	2.85
2"	3.10	9.46	2.00	3.83	10.20	3.41
2 1/2"	4.50	12.22	2.50	6.00	13.14	4.00
3"	4.65	12.22	3.00	6.10	13.00	4.70
3 1/2"	5.42	14.83	3.50	6.05	15.35	5.43
4"	5.42	14.83	4.00	6.05	15.35	5.43

# Ordering Information / Dimensions



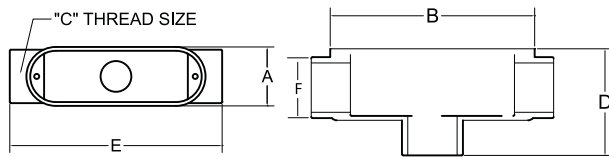
**TYPE C DIMENSIONS—THREADED & SET SCREW**

Size	A	B	C	D	E	F
1/2"	1.31	3.87	0.50	1.40	4.82	1.07
3/4"	1.53	4.67	0.75	1.64	5.50	1.35
1"	1.74	5.37	1.00	1.90	6.44	1.67
1 1/4"	2.49	7.23	1.25	2.73	8.45	2.27
1 1/2"	2.49	7.23	1.50	2.73	8.45	2.27
2"	3.10	9.46	2.00	3.41	10.71	2.91
2 1/2"	4.50	12.22	2.50	4.30	14.00	3.50
3"	4.65	12.22	3.00	4.66	13.80	4.13
3 1/2"	5.42	14.83	3.50	5.36	16.10	5.30
4"	5.42	14.83	4.00	5.36	16.10	5.30



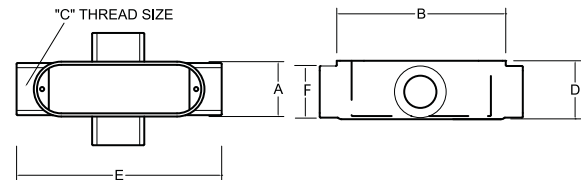
**TYPE T DIMENSIONS—THREADED & SET SCREW**

Size	A	B	C	D	E	F
1/2"	1.31	3.87	0.50	1.40	4.82	1.07
3/4"	1.53	4.67	0.75	1.64	5.40	1.35
1"	1.74	5.37	1.00	1.90	6.33	1.15
1 1/4"	2.49	7.23	1.25	2.73	8.45	2.27
1 1/2"	2.49	7.23	1.50	2.73	8.45	2.27
2"	3.10	9.46	2.00	3.41	10.71	2.91
2 1/2"	4.50	12.22	2.50	4.00	14.00	3.50
3"	4.65	12.22	3.00	4.66	13.80	4.13
3 1/2"	5.42	14.83	3.50	5.40	16.00	5.30
4"	5.42	14.83	4.00	5.40	16.00	5.30



**TYPE TB DIMENSIONS—THREADED & SET SCREW**

Size	A	B	C	D	E	F
1/2"	1.31	3.92	0.50	2.10	4.72	1.07
3/4"	1.53	4.64	0.75	2.40	5.51	1.28
1"	1.74	5.38	1.00	2.77	6.47	1.56
1 1/4"	2.49	7.24	1.25	3.53	8.25	1.99
1 1/2"	2.49	7.24	1.50	3.53	8.25	2.27
2"	3.10	9.50	2.00	4.50	10.50	2.91



**TYPE X DIMENSIONS—THREADED & SET SCREW**

Size	A	B	C	D	E	F
1/2"	1.31	3.92	0.50	1.37	4.72	1.07
3/4"	1.53	4.64	0.75	1.63	5.51	1.28
1"	1.74	5.38	1.00	1.88	6.47	1.56
1 1/4"	2.49	7.24	1.25	2.51	8.25	1.99
1 1/2"	2.49	7.24	1.50	2.50	8.25	2.27
2"	3.10	9.50	2.00	3.40	10.50	2.91

**For more information:**

If further assistance is required, please contact an authorized Cooper Crouse-Hinds Distributor, Sales Office or Customer Service Dept.

[www.crouse-hinds.com](http://www.crouse-hinds.com)  
[crouse.customerctr@crouse-hinds.com](mailto:crouse.customerctr@crouse-hinds.com)

Cooper Crouse-Hinds is a trademark of Cooper Industries, Inc. ©2007 Cooper Industries, Inc.

**U.S.:**  
**Cooper Crouse-Hinds**  
 P.O. Box 4999  
 Syracuse, NY 13221  
 Toll Free: 866-764-5454  
 (315) 477-5531  
 FAX: (315) 477-5179

**Canada:**  
**Cooper Crouse-Hinds Canada**  
 Toll Free: 800-265-0502  
 (905) 507-4187  
 FAX: (905) 568-7048

