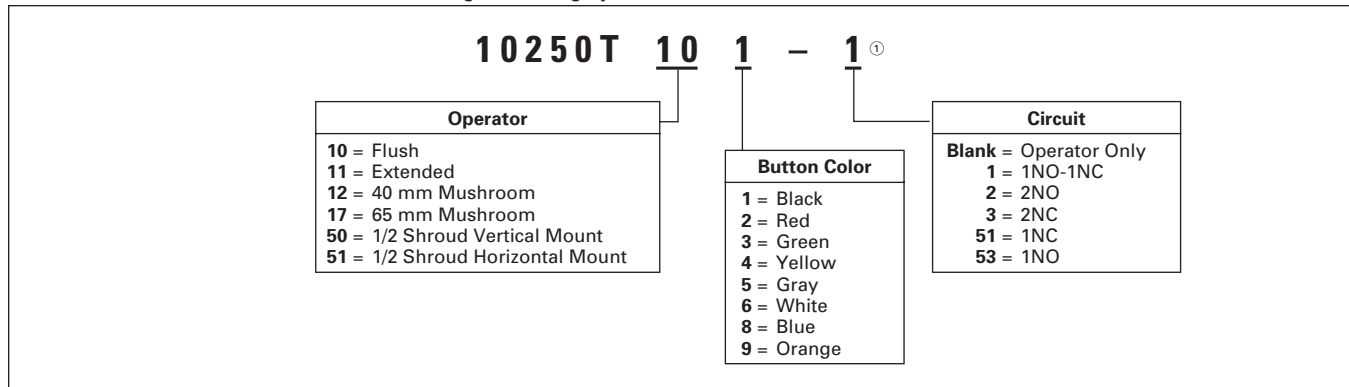


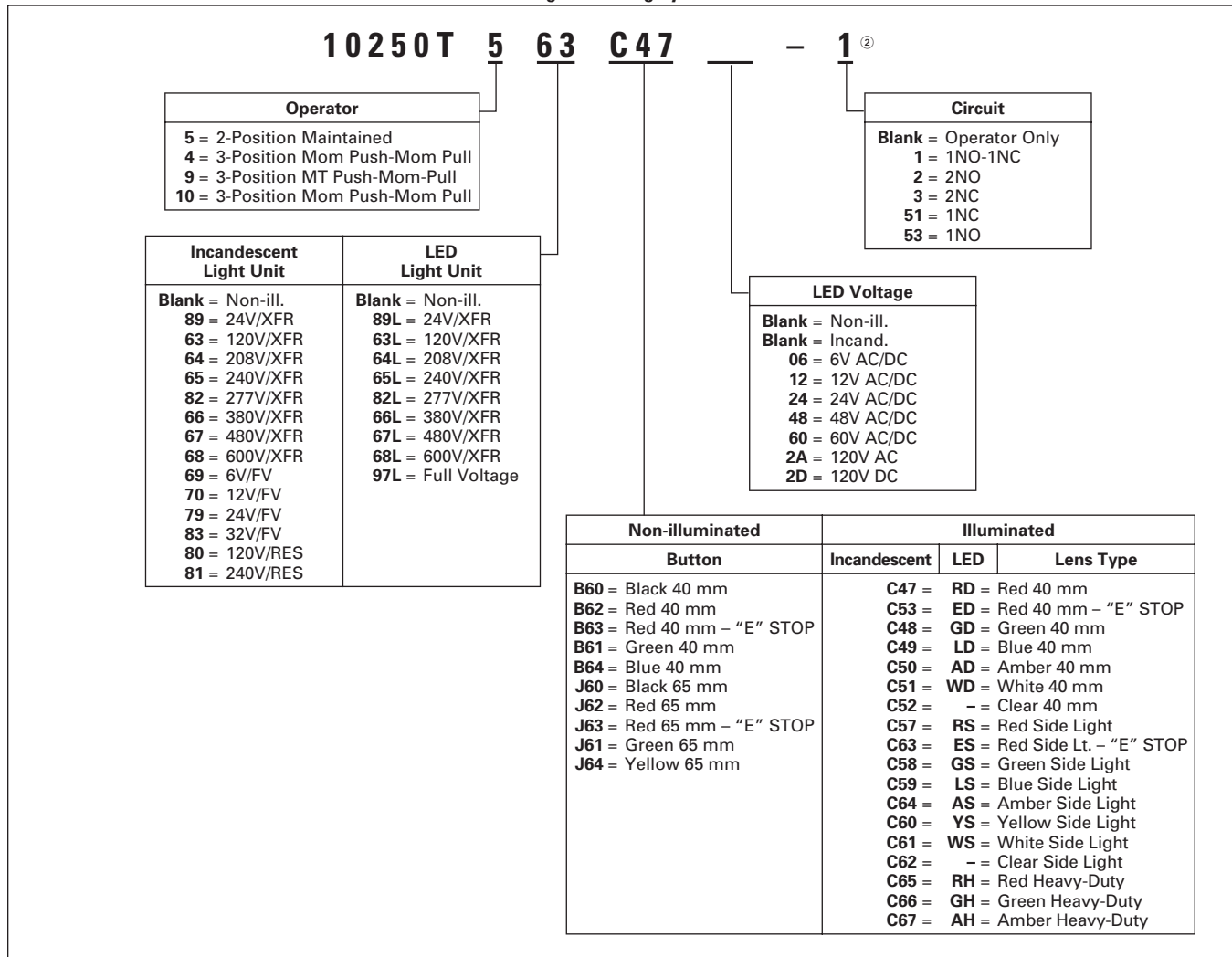
### Catalog Number Structure

**Table 47-256. Non-illuminated Pushbuttons Catalog Numbering System**



① Add X at end of Catalog Number to receive parts assembled from factory.

**Table 47-257. Illuminated and Non-illuminated Push-Pulls Catalog Numbering System**



② Add X at end of Catalog Number to receive parts assembled from factory.

**Table 47-258. Illuminated Pushbuttons Catalog Numbering System**

1 0 2 5 0 T		4 1 6	C 2 1	-	1 <sup>①</sup>																																																												
<table border="1" style="width: 100%; border-collapse: collapse;"> <tr> <th style="text-align: left;">Incandescent Light Unit</th> <th style="text-align: left;">LED Light Unit</th> </tr> <tr> <td>416 = 24V/XFR</td> <td>416L = 24V/XFR</td> </tr> <tr> <td>412 = 120V/XFR</td> <td>411L = 120V/XFR</td> </tr> <tr> <td>412 = 240V/XFR</td> <td>412L = 240V/XFR</td> </tr> <tr> <td>419 = 277V/XFR</td> <td>419L = 277V/XFR</td> </tr> <tr> <td>413 = 380V/XFR</td> <td>413L = 380V/XFR</td> </tr> <tr> <td>414 = 480V/XFR</td> <td>414L = 480V/XFR</td> </tr> <tr> <td>415 = 600V/XFR</td> <td>415L = 600V/XFR</td> </tr> <tr> <td>473 = 6V/FV</td> <td>497L = Full Voltage</td> </tr> <tr> <td>474 = 12V/FV</td> <td></td> </tr> <tr> <td>476 = 24V/FV</td> <td></td> </tr> <tr> <td>477 = 32V/FV</td> <td></td> </tr> <tr> <td>478 = 48V/FV</td> <td></td> </tr> <tr> <td>471 = 120V/RES</td> <td></td> </tr> <tr> <td>472 = 240V/RES</td> <td></td> </tr> </table>	Incandescent Light Unit	LED Light Unit	416 = 24V/XFR	416L = 24V/XFR	412 = 120V/XFR	411L = 120V/XFR	412 = 240V/XFR	412L = 240V/XFR	419 = 277V/XFR	419L = 277V/XFR	413 = 380V/XFR	413L = 380V/XFR	414 = 480V/XFR	414L = 480V/XFR	415 = 600V/XFR	415L = 600V/XFR	473 = 6V/FV	497L = Full Voltage	474 = 12V/FV		476 = 24V/FV		477 = 32V/FV		478 = 48V/FV		471 = 120V/RES		472 = 240V/RES		<table border="1" style="width: 100%; border-collapse: collapse;"> <tr> <th style="text-align: left;">Incandescent Lens Color</th> <th style="text-align: left;">LED Lens Color</th> </tr> <tr> <td>C21 = Red</td> <td>RD = Red</td> </tr> <tr> <td>C22 = Green</td> <td>GD = Green</td> </tr> <tr> <td>C23 = Yellow</td> <td>YD = Yellow</td> </tr> <tr> <td>C26 = White</td> <td>WD = White</td> </tr> <tr> <td>C24 = Blue</td> <td>LD = Blue</td> </tr> <tr> <td>C43 = Amber</td> <td>AD = Amber</td> </tr> <tr> <td>C25 = Clear</td> <td></td> </tr> </table>	Incandescent Lens Color	LED Lens Color	C21 = Red	RD = Red	C22 = Green	GD = Green	C23 = Yellow	YD = Yellow	C26 = White	WD = White	C24 = Blue	LD = Blue	C43 = Amber	AD = Amber	C25 = Clear		<table border="1" style="width: 100%; border-collapse: collapse;"> <tr> <th style="text-align: left;">LED Voltage</th> </tr> <tr> <td>Blank = Incand.</td> </tr> <tr> <td>06 = 6V AC/DC</td> </tr> <tr> <td>12 = 12V AC/DC</td> </tr> <tr> <td>24 = 24V AC/DC</td> </tr> <tr> <td>48 = 48V AC/DC</td> </tr> <tr> <td>60 = 60V AC/DC</td> </tr> <tr> <td>2A = 120V AC</td> </tr> <tr> <td>2D = 120V DC</td> </tr> </table>	LED Voltage	Blank = Incand.	06 = 6V AC/DC	12 = 12V AC/DC	24 = 24V AC/DC	48 = 48V AC/DC	60 = 60V AC/DC	2A = 120V AC	2D = 120V DC	<table border="1" style="width: 100%; border-collapse: collapse;"> <tr> <th style="text-align: left;">Circuit</th> </tr> <tr> <td>Blank = Operator Only</td> </tr> <tr> <td>1 = 1NO-1NC</td> </tr> <tr> <td>2 = 2NO</td> </tr> <tr> <td>3 = 2NC</td> </tr> <tr> <td>51 = 1NC</td> </tr> <tr> <td>53 = 1NO</td> </tr> </table>	Circuit	Blank = Operator Only	1 = 1NO-1NC	2 = 2NO	3 = 2NC	51 = 1NC	53 = 1NO
Incandescent Light Unit	LED Light Unit																																																																
416 = 24V/XFR	416L = 24V/XFR																																																																
412 = 120V/XFR	411L = 120V/XFR																																																																
412 = 240V/XFR	412L = 240V/XFR																																																																
419 = 277V/XFR	419L = 277V/XFR																																																																
413 = 380V/XFR	413L = 380V/XFR																																																																
414 = 480V/XFR	414L = 480V/XFR																																																																
415 = 600V/XFR	415L = 600V/XFR																																																																
473 = 6V/FV	497L = Full Voltage																																																																
474 = 12V/FV																																																																	
476 = 24V/FV																																																																	
477 = 32V/FV																																																																	
478 = 48V/FV																																																																	
471 = 120V/RES																																																																	
472 = 240V/RES																																																																	
Incandescent Lens Color	LED Lens Color																																																																
C21 = Red	RD = Red																																																																
C22 = Green	GD = Green																																																																
C23 = Yellow	YD = Yellow																																																																
C26 = White	WD = White																																																																
C24 = Blue	LD = Blue																																																																
C43 = Amber	AD = Amber																																																																
C25 = Clear																																																																	
LED Voltage																																																																	
Blank = Incand.																																																																	
06 = 6V AC/DC																																																																	
12 = 12V AC/DC																																																																	
24 = 24V AC/DC																																																																	
48 = 48V AC/DC																																																																	
60 = 60V AC/DC																																																																	
2A = 120V AC																																																																	
2D = 120V DC																																																																	
Circuit																																																																	
Blank = Operator Only																																																																	
1 = 1NO-1NC																																																																	
2 = 2NO																																																																	
3 = 2NC																																																																	
51 = 1NC																																																																	
53 = 1NO																																																																	

① Add X at end of Catalog Number to receive parts assembled from factory.

**Table 47-259. Standard Indicating Lights, PresTest and Master Test Catalog Numbering System**

1 0 2 5 0 T		2 0 3 N	C 1 N	-	②																																																																																																																																																																																																																
<table border="1" style="width: 100%; border-collapse: collapse;"> <tr> <th colspan="2" style="text-align: left;">Light Unit Type</th> </tr> <tr> <th style="text-align: left;">Standard – Incandescent</th> <th style="text-align: left;">Standard – LED</th> </tr> <tr> <td>181N = 120V/XFR</td> <td>181L = 120V/XFR</td> </tr> <tr> <td>182N = 240V/XFR</td> <td>182L = 240V/XFR</td> </tr> <tr> <td>198N = 277V/XFR</td> <td>198L = 277V/XFR</td> </tr> <tr> <td>183N = 380V/XFR</td> <td>183L = 380V/XFR</td> </tr> <tr> <td>184N = 480V/XFR</td> <td>184L = 480V/XFR</td> </tr> <tr> <td>185N = 600V/XFR</td> <td>185L = 600V/XFR</td> </tr> <tr> <td>203N = 6V/FV</td> <td>197L = Full Voltage</td> </tr> <tr> <td>204N = 12V/FV</td> <td></td> </tr> <tr> <td>206N = 24V/FV</td> <td></td> </tr> <tr> <td>207N = 32V/FV</td> <td></td> </tr> <tr> <td>208N = 48V/FV</td> <td></td> </tr> <tr> <td>201N = 120V/RES</td> <td></td> </tr> <tr> <td>202N = 240V/RES</td> <td></td> </tr> <tr> <td>226N = 120V/Neon</td> <td></td> </tr> <tr> <td>227N = 240V/Neon</td> <td></td> </tr> <tr> <th colspan="2" style="text-align: left;">PresTest – LED</th> </tr> <tr> <td>221L = 120V/XFR</td> <td></td> </tr> <tr> <td>222L = 240V/XFR</td> <td></td> </tr> <tr> <td>223L = 380V/XFR</td> <td></td> </tr> <tr> <td>224L = 480V/XFR</td> <td></td> </tr> <tr> <td>225L = 600V/XFR</td> <td></td> </tr> <tr> <td>297L = Full Voltage</td> <td></td> </tr> <tr> <th colspan="2" style="text-align: left;">PresTest – Incandescent</th> </tr> <tr> <td>221N = 120V/XFR</td> <td></td> </tr> <tr> <td>222N = 240V/XFR</td> <td></td> </tr> <tr> <td>223N = 380V/XFR</td> <td></td> </tr> <tr> <td>224N = 480V/XFR</td> <td></td> </tr> <tr> <td>225N = 600V/XFR</td> <td></td> </tr> <tr> <td>232N = 6V/FV</td> <td></td> </tr> <tr> <td>233N = 12V/FV</td> <td></td> </tr> <tr> <td>235N = 24V/FV</td> <td></td> </tr> <tr> <td>238N = 32V/FV</td> <td></td> </tr> <tr> <td>239N = 48V/FV</td> <td></td> </tr> <tr> <td>231N = 120V/RES</td> <td></td> </tr> <tr> <td>240N = 240V/RES</td> <td></td> </tr> <tr> <th colspan="2" style="text-align: left;">Master Test – Incandescent</th> </tr> <tr> <td>187N = 120V/XFR</td> <td></td> </tr> <tr> <td>189N = 240V AC – SS</td> <td></td> </tr> </table>			Light Unit Type		Standard – Incandescent	Standard – LED	181N = 120V/XFR	181L = 120V/XFR	182N = 240V/XFR	182L = 240V/XFR	198N = 277V/XFR	198L = 277V/XFR	183N = 380V/XFR	183L = 380V/XFR	184N = 480V/XFR	184L = 480V/XFR	185N = 600V/XFR	185L = 600V/XFR	203N = 6V/FV	197L = Full Voltage	204N = 12V/FV		206N = 24V/FV		207N = 32V/FV		208N = 48V/FV		201N = 120V/RES		202N = 240V/RES		226N = 120V/Neon		227N = 240V/Neon		PresTest – LED		221L = 120V/XFR		222L = 240V/XFR		223L = 380V/XFR		224L = 480V/XFR		225L = 600V/XFR		297L = Full Voltage		PresTest – Incandescent		221N = 120V/XFR		222N = 240V/XFR		223N = 380V/XFR		224N = 480V/XFR		225N = 600V/XFR		232N = 6V/FV		233N = 12V/FV		235N = 24V/FV		238N = 32V/FV		239N = 48V/FV		231N = 120V/RES		240N = 240V/RES		Master Test – Incandescent		187N = 120V/XFR		189N = 240V AC – SS		<table border="1" style="width: 100%; border-collapse: collapse;"> <tr> <th colspan="3" style="text-align: left;">LED Voltage</th> </tr> <tr> <td colspan="3">Blank = Incand.</td> </tr> <tr> <td>06 = 6V AC/DC</td> <td></td> <td></td> </tr> <tr> <td>12 = 12V AC/DC</td> <td></td> <td></td> </tr> <tr> <td>24 = 24V AC/DC</td> <td></td> <td></td> </tr> <tr> <td>48 = 48V AC/DC</td> <td></td> <td></td> </tr> <tr> <td>60 = 60V AC/DC</td> <td></td> <td></td> </tr> <tr> <td>2A = 120V AC</td> <td></td> <td></td> </tr> <tr> <td>2D = 120V DC</td> <td></td> <td></td> </tr> </table>	LED Voltage			Blank = Incand.			06 = 6V AC/DC			12 = 12V AC/DC			24 = 24V AC/DC			48 = 48V AC/DC			60 = 60V AC/DC			2A = 120V AC			2D = 120V DC			<table border="1" style="width: 100%; border-collapse: collapse;"> <tr> <th>Plastic</th> <th>Glass</th> <th>Lens Color</th> <th>Plastic</th> <th>Glass</th> <th>Lens Color</th> </tr> <tr> <td colspan="3" style="text-align: left;">Standard/Master – Incandescent</td> <td colspan="3" style="text-align: left;">Standard/Master/PresTest – LED</td> </tr> <tr> <td>C1N =</td> <td>C7N =</td> <td>Red</td> <td>RP =</td> <td>RG =</td> <td>Red</td> </tr> <tr> <td>C2N =</td> <td>C8N =</td> <td>Green</td> <td>GP =</td> <td>GG =</td> <td>Green</td> </tr> <tr> <td>C3N =</td> <td>- =</td> <td>Yellow</td> <td>YP =</td> <td>- =</td> <td>Yellow</td> </tr> <tr> <td>C6N =</td> <td>C12N =</td> <td>White</td> <td>WP =</td> <td>WG =</td> <td>White</td> </tr> <tr> <td>C4N =</td> <td>C10N =</td> <td>Blue</td> <td>LP =</td> <td>LG =</td> <td>Blue</td> </tr> <tr> <td>C19N =</td> <td>C9N =</td> <td>Amber</td> <td>AP =</td> <td>AG =</td> <td>Amber</td> </tr> <tr> <td>C5N =</td> <td>C11N =</td> <td>Clear</td> <td></td> <td></td> <td></td> </tr> <tr> <th colspan="6" style="text-align: left;">PresTest – Incandescent</th> </tr> <tr> <td>C21 =</td> <td>C13N =</td> <td>Red</td> <td></td> <td></td> <td></td> </tr> <tr> <td>C22 =</td> <td>C14N =</td> <td>Green</td> <td></td> <td></td> <td></td> </tr> <tr> <td>C23 =</td> <td>- =</td> <td>Yellow</td> <td></td> <td></td> <td></td> </tr> <tr> <td>C26 =</td> <td>C18N =</td> <td>White</td> <td></td> <td></td> <td></td> </tr> <tr> <td>C24 =</td> <td>C16N =</td> <td>Blue</td> <td></td> <td></td> <td></td> </tr> <tr> <td>C43 =</td> <td>C15N =</td> <td>Amber</td> <td></td> <td></td> <td></td> </tr> <tr> <td>C25 =</td> <td>C17N =</td> <td>Clear</td> <td></td> <td></td> <td></td> </tr> </table>	Plastic	Glass	Lens Color	Plastic	Glass	Lens Color	Standard/Master – Incandescent			Standard/Master/PresTest – LED			C1N =	C7N =	Red	RP =	RG =	Red	C2N =	C8N =	Green	GP =	GG =	Green	C3N =	- =	Yellow	YP =	- =	Yellow	C6N =	C12N =	White	WP =	WG =	White	C4N =	C10N =	Blue	LP =	LG =	Blue	C19N =	C9N =	Amber	AP =	AG =	Amber	C5N =	C11N =	Clear				PresTest – Incandescent						C21 =	C13N =	Red				C22 =	C14N =	Green				C23 =	- =	Yellow				C26 =	C18N =	White				C24 =	C16N =	Blue				C43 =	C15N =	Amber				C25 =	C17N =	Clear			
Light Unit Type																																																																																																																																																																																																																					
Standard – Incandescent	Standard – LED																																																																																																																																																																																																																				
181N = 120V/XFR	181L = 120V/XFR																																																																																																																																																																																																																				
182N = 240V/XFR	182L = 240V/XFR																																																																																																																																																																																																																				
198N = 277V/XFR	198L = 277V/XFR																																																																																																																																																																																																																				
183N = 380V/XFR	183L = 380V/XFR																																																																																																																																																																																																																				
184N = 480V/XFR	184L = 480V/XFR																																																																																																																																																																																																																				
185N = 600V/XFR	185L = 600V/XFR																																																																																																																																																																																																																				
203N = 6V/FV	197L = Full Voltage																																																																																																																																																																																																																				
204N = 12V/FV																																																																																																																																																																																																																					
206N = 24V/FV																																																																																																																																																																																																																					
207N = 32V/FV																																																																																																																																																																																																																					
208N = 48V/FV																																																																																																																																																																																																																					
201N = 120V/RES																																																																																																																																																																																																																					
202N = 240V/RES																																																																																																																																																																																																																					
226N = 120V/Neon																																																																																																																																																																																																																					
227N = 240V/Neon																																																																																																																																																																																																																					
PresTest – LED																																																																																																																																																																																																																					
221L = 120V/XFR																																																																																																																																																																																																																					
222L = 240V/XFR																																																																																																																																																																																																																					
223L = 380V/XFR																																																																																																																																																																																																																					
224L = 480V/XFR																																																																																																																																																																																																																					
225L = 600V/XFR																																																																																																																																																																																																																					
297L = Full Voltage																																																																																																																																																																																																																					
PresTest – Incandescent																																																																																																																																																																																																																					
221N = 120V/XFR																																																																																																																																																																																																																					
222N = 240V/XFR																																																																																																																																																																																																																					
223N = 380V/XFR																																																																																																																																																																																																																					
224N = 480V/XFR																																																																																																																																																																																																																					
225N = 600V/XFR																																																																																																																																																																																																																					
232N = 6V/FV																																																																																																																																																																																																																					
233N = 12V/FV																																																																																																																																																																																																																					
235N = 24V/FV																																																																																																																																																																																																																					
238N = 32V/FV																																																																																																																																																																																																																					
239N = 48V/FV																																																																																																																																																																																																																					
231N = 120V/RES																																																																																																																																																																																																																					
240N = 240V/RES																																																																																																																																																																																																																					
Master Test – Incandescent																																																																																																																																																																																																																					
187N = 120V/XFR																																																																																																																																																																																																																					
189N = 240V AC – SS																																																																																																																																																																																																																					
LED Voltage																																																																																																																																																																																																																					
Blank = Incand.																																																																																																																																																																																																																					
06 = 6V AC/DC																																																																																																																																																																																																																					
12 = 12V AC/DC																																																																																																																																																																																																																					
24 = 24V AC/DC																																																																																																																																																																																																																					
48 = 48V AC/DC																																																																																																																																																																																																																					
60 = 60V AC/DC																																																																																																																																																																																																																					
2A = 120V AC																																																																																																																																																																																																																					
2D = 120V DC																																																																																																																																																																																																																					
Plastic	Glass	Lens Color	Plastic	Glass	Lens Color																																																																																																																																																																																																																
Standard/Master – Incandescent			Standard/Master/PresTest – LED																																																																																																																																																																																																																		
C1N =	C7N =	Red	RP =	RG =	Red																																																																																																																																																																																																																
C2N =	C8N =	Green	GP =	GG =	Green																																																																																																																																																																																																																
C3N =	- =	Yellow	YP =	- =	Yellow																																																																																																																																																																																																																
C6N =	C12N =	White	WP =	WG =	White																																																																																																																																																																																																																
C4N =	C10N =	Blue	LP =	LG =	Blue																																																																																																																																																																																																																
C19N =	C9N =	Amber	AP =	AG =	Amber																																																																																																																																																																																																																
C5N =	C11N =	Clear																																																																																																																																																																																																																			
PresTest – Incandescent																																																																																																																																																																																																																					
C21 =	C13N =	Red																																																																																																																																																																																																																			
C22 =	C14N =	Green																																																																																																																																																																																																																			
C23 =	- =	Yellow																																																																																																																																																																																																																			
C26 =	C18N =	White																																																																																																																																																																																																																			
C24 =	C16N =	Blue																																																																																																																																																																																																																			
C43 =	C15N =	Amber																																																																																																																																																																																																																			
C25 =	C17N =	Clear																																																																																																																																																																																																																			



② Add X at end of Catalog Number to receive parts assembled from factory.

**Indicating Light Units**

- LED or Incandescent
- Full Voltage, Resistor or Transformer Type
- Standard and PresTest Types
- Plastic Lenses

PresTest — This device incorporates a press-to-test feature whereby depressing the lens disconnects the light from the source being monitored and connects the lamp to a continuously energized circuit for immediate detection of faulty lamps.

**Table 47-182. Indicating Light Units — UL (NEMA) Type 3, 3R, 4, 4X, 12, 13 ①**

Lamp	Type	Voltage	Color	 24V Full Voltage Indicating Light — Red Catalog Number 10250T206NC1N	 120V AC Transformer PresTest — Green Catalog Number 10250T74NG	LED/Lamp Number
LED	Full Voltage	24V AC/DC	Red Green Amber Yellow Blue White	10250T197LRP24 10250T197LGP24 10250T197LAP24 10250T197LYP24 10250T197LLP24 10250T197LWP24	10250T297LRP24 10250T297LGP24 10250T297LAP24 10250T297LYP24 10250T297LLP24 10250T297LWP24	Bayonet Base
		120V AC	Red Green Amber Yellow Blue White	10250T197LRP2A 10250T197LGP2A 10250T197LAP2A 10250T197LYP2A 10250T197LLP2A 10250T197LWP2A	10250T297LRP2A 10250T297LGP2A 10250T297LAP2A 10250T297LYP2A 10250T297LLP2A 10250T297LWP2A	
	Transformer	120V AC	Red Green Amber Yellow Blue White	10250T181LRP06 10250T181LGP06 10250T181LAP06 10250T181LYP06 10250T181LLP06 10250T181LWP06	10250T221LRP06 10250T221LGP06 10250T221LAP06 10250T221LYP06 10250T221LLP06 10250T221LWP06	
Incandescent	Full Voltage	24V AC/DC	Red Green Amber Yellow Blue Clear White	10250T206NC1N 10250T206NC2N 10250T206NC19N 10250T206NC3N 10250T206NC4N 10250T206NC5N 10250T206NC6N	10250T235NC21 10250T235NC22 10250T235NC43 10250T235NC23 10250T235NC24 10250T235NC25 10250T235NC26	#757
		Resistor	120V AC/DC	Red Green Amber Yellow Blue Clear White	10250T201NC1N 10250T201NC2N 10250T201NC19N 10250T201NC3N 10250T201NC4N 10250T201NC5N 10250T201NC6N	10250T231NC21 10250T231NC22 10250T231NC43 10250T231NC23 10250T231NC24 10250T231NC25 10250T231NC26
	Transformer ②	120V AC	Red Green Amber Yellow Blue Clear White	10250T34R 10250T34G 10250T34A 10250T34Y 10250T34B 10250T34C 10250T34W	10250T74NR 10250T74NG 10250T74NA 10250T74NY 10250T74NB 10250T74NC 10250T74NW	#755

① Standard indicating lights are rated UL (NEMA) 3S as well.  
 ② For flashing lamp add letter F to listed Catalog Number. Example: 10250T34RF.

Accessories . . . . . **Pages 47-155 – 47-156**  
 Dimensions . . . . . **Pages 47-160 – 47-162**  
 Enclosures . . . . . **Pages 47-153 – 47-154**  
 Legend Plates . . . . . **Pages 47-151 – 47-152**  
 Replacement  
 Lamps/LEDs . . . . . **Page 47-157**  
 Discount Symbol . . . . . **1CD1C**