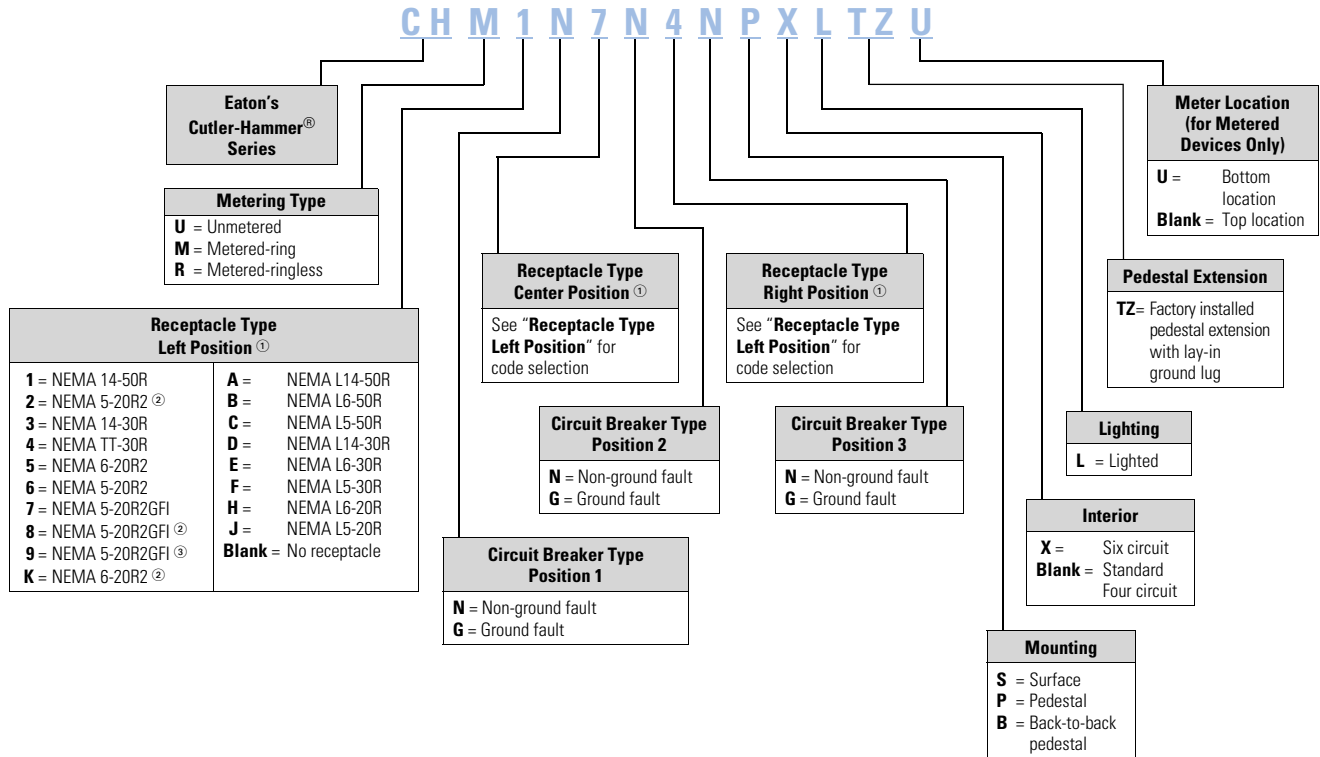


Catalog Number Selection











5











Notes

- ① For receptacle configurations, see **table below**.
- ② Weather-resistant.
- ③ Weather-resistant/tamper resistant.

Receptacle Configuration

1	 50 A, 125/250 V, three-pole, four-wire, NEMA 14-50R Two-pole, 50 A breaker	4	 30 A, 125 V, two-pole, three-wire, NEMA TT-30R Single-pole, 30 A breaker	7	 20 A, 125 V, two-pole, three-wire, NEMA 5-20R2GFI Single-pole, 20 A breaker
2	 20 A, 125 V, two-pole, three-wire, weather-resistant (WR), NEMA 5-20R2 Single-pole, 20 A breaker	5	 20 A, 250 V, two-pole, three-wire, NEMA 6-20R2 Two-pole, 20 A breaker	8	 20 A, 125 V, two-pole, three-wire, weather-resistant (WR), NEMA 5-20R2GFI
3	 30 A, 125/250 V, three-pole, four-wire, NEMA 14-30R Two-pole, 30 A breaker	6	 20 A, 125 V, two-pole, three-wire, NEMA 5-20R2 Single-pole, 20 A breaker	9	 20 A, 125 V, two-pole, three-wire, weather-resistant/tamper-resistant (WR TR), NEMA 5-20R2GFI
				K	 20 A, 250 V, two-pole, three-wire, weather-resistant (WR), NEMA 6-20R2 Two-pole, 20 A breaker

Twist-Lock and Custom Receptacle/Breaker Combinations

A	 50 A, 125/250 V, three-pole, three-wire, NEMA L14-50R Two-pole, 50 A breaker	D	 30 A, 125/250 V, three-pole, four-wire, NEMA L14-30R Two-pole, 30 A breaker	H	 20 A, 250 V, two-pole, three-wire, NEMA L6-20R Two-pole, 20 A breaker
B	 50 A, 250 V, two-pole, three-wire, NEMA L6-50R Two-pole, 50 A breaker	E	 30 A, 250 V, two-pole, three-wire, NEMA L6-30R Two-pole, 30 A breaker	J	 20 A, 125 V, two-pole, three-wire, NEMA L5-20R Single-pole, 20 A breaker
C	 50 A, 125 V, two-pole, three-wire, NEMA L5-50R Single-pole, 50 A breaker	F	 30 A, 125 V, two-pole, three-wire, NEMA L5-30R Single-pole, 30 A breaker		