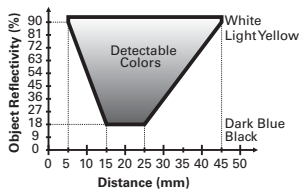


Color Sensing Models

Models E76-CLRMKN-M12, E76-CLRMKP-M12, E76-CLRMKRS-M12

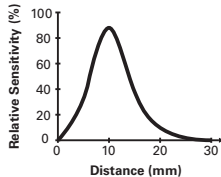
Color Detection Diagram



Luminescence Sensing Models

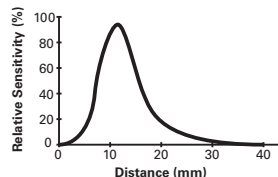
Models starting with E76-CN_

Contrast Detection Diagram



Models starting with E76-UV_

Luminescence Detection Diagram



Wiring Diagrams

Pin numbers are for reference, rely on pin location when wiring.

IntelliView Series Sensors

Model	Micro-Connector Diagram (Face View Male Shown)
Foreground/Background Suppression Models Models starting with E75-PPA_ or E76-PP1_	
Distance Sensing Models (Rectangular Package Only) E75-DST400A010-M12	

Model	Micro-Connector Diagram (Face View Male Shown)
Color Sensing Models E76-CLRMKN-M12, E76-CLRMKP-M12, E76-CLRMKRS-M12	
Contrast and Luminescence Sensing Models Models starting with E76-UV_ or E76-CN_	

Note

① Available only on E76-CLRMKRS-M12 with RS485 serial connection.