
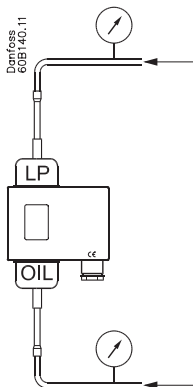
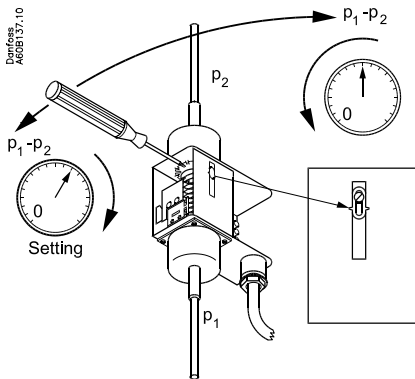
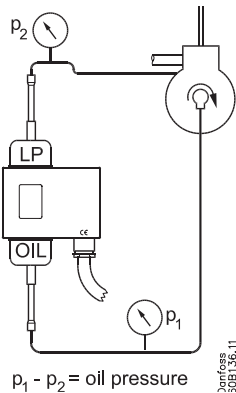
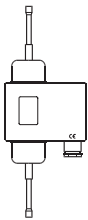


Installation guide

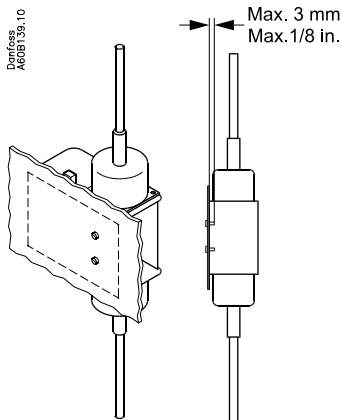
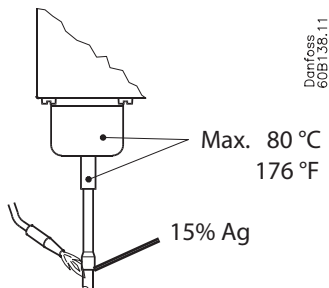
Pressure switch  
MP 55E

**Refrigerants:**  
R1270, R290, R600, R600a

 This product is validated in accordance to EN 60079-0:2012 + A11:2013.  
Ignition risk is evaluated in accordance to EN 60079-11:2012.  
See safety requirements at the end of instruction.



Type	Operation range LP	PS/MWP	P <sub>test</sub>
	[bar]		
MP 55E	-1 – 12	17	22



**Electrical connection**

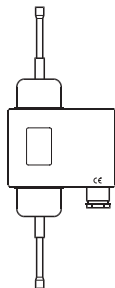


The MP-E pressure switch placed in explosive zone must always be wired through reliable Ex zener barrier, placed outside ex-zone, to ensure insufficient energy supply to cause the ignition of surrounding atmosphere by an electrical spark or the heating of components of circuitry.

The equipment to be used for electrical load limiting must always be approved for use in the zone concerned.

Cables and cable entries approved for the application must be used and can not be in contact with sharp edges. Cables must be connected with adequate stress relief that way that pulling forces can not be carried through the cable to the terminal.

**Note:**  
A particular system can be classified in different zones, for different parts of the system.ed

**Intrinsic safety protection method**

EX - zone	Non EX - zone	Electrical data for intrinsically safe specification (for all MP-E types):	Product marking
		Pi max: 1 W Ui max: 30 V Ii max: 0.1 A Ci max: 0.5 nF Li max: 0.2 µH	 II 3G Ex ic IIB T6Gc

**Must be used with certified Ex ic barrier (product matching) satisfying the input parameters.**



### Safety requirements

1. The MP-E can be applied on systems with R1270 (propylene), R290 (propane), R600 (butane), R600a (isobutane) as the working fluid.  
For countries where safety standards are not an indispensable part of the safety system Danfoss recommend the installer to get a third party approval of the system containing flammable refrigerant.  
Note, please follow specific selection criteria stated in the datasheet for these particular refrigerants.
2. The refrigeration system must always comply with European Ex installation standard, EN 60079-14, any local directive and legislation as well as any other regulation applying in the area of installation.
3. MP-E switch must be used only with reliable means of limiting the voltage and current to prevent sparks between the contact surfaces. The equipment to be used for electrical load limiting must always be approved for use in the zone concerned.
4. Cable and cable entries approved for the application must be used. Cables must not be in contact with sharp edges. The cable must be connected with adequate stress relief in order to prevent that pulling forces can be carried through the cable to the terminal.
5. In the event of pressure pulsations in the system, where the switch is connected, these must be effectively damped to prevent fatigue failure on the bellows. The cycle frequency of the MP-E switch must be kept as low as possible. The vibration level must be kept as low as possible.
6. It is recommended to regularly check the function of the MP-E switch.
7. Only apparatus designed, constructed and released by Danfoss must be used for application concerned. Danfoss can accept no responsibility in case of alterations made on the pressure switches or the use of them against the instructions of Danfoss.
8. Any overload of the MP-E switch must be prevented. Overloaded or damaged apparatus must be exchanged.
9. Only authorised persons, who are certified in installing and maintaining refrigeration system may do the installation, maintenance and exchange of the switch.
10. Use only appropriate tools.
11. Dispose of the switch in an environmentally-friendly way.
12. Components within the equipment can exceed the enclosure temperature by 1K (1 °C). When the media temperature exceeds 80 °C, it is the responsibility of the user to ensure that the media temperature does not cause a thermal ignition risk on parts between the media and the switch enclosure thus it is recommended that maximum media temperature on pressure switch is limited to 80 °C.
13. Isolation of the intrinsically safe circuit to ground and to the contact mounting screw has been verified through 500VACrms dielectric strength testing, carried out in accordance with EN 60079-11:2012.
14. The max. applicable length of the cable connected to the MP-E depends on cable capacity and inductivity. Capacitance and inductivity of the cable together with Ci and Li of MP-E must fit requirements of applied zener barrier.

**Danfoss A/S**

DK-6430 Nordborg  
Denmark  
CVR nr.: 20 16 57 15

Telephone: +45 7488 2222  
Fax: +45 7449 0949

**EC/EU DECLARATION OF CONFORMITY****Danfoss A/S****Refrigeration & Air Conditioning Controls**

declares under our sole responsibility that the product:

**Differential Pressure Switches**

**Type: MPE**

Covered by this declaration is in conformity with the following directives, standards or other normative documents, provided that the product is used in accordance with our instructions.

**Explosive or Protective Systems Intended for use in Potentially Explosive Atmospheres, Directive 2014/34/EU**Marking:

II 3G

Ex ic IIB T6 Gc

Tamb. -20°C to +60°C

Test basis:

EN 60079-0:2012 + A11:2013 Explosive atmospheres, Part 0, Equipment-General requirements

EN 60079-11:2012 Explosive atmospheres, Part 11, Equipment Protection by Intrinsic safety "i".

**RoHS Directive 2011/65/EU**

Danfoss hereby confirms that substances regulated by above directive: lead, mercury, cadmium, hexavalent chromium, PBB & PBDE are not deliberately used above limits specified in this directive

Date 2016.04.20	Issued by  Piotr Chylaszek Engineering Manager	Date 2016.04.20	Approved by  Sławomir Kozubowski R&D & E Manager
--------------------	---	--------------------	---

Danfoss only vouches for the correctness of the English version of this declaration. In the event of the declaration being translated into any other language, the translator concerned shall be liable for the correctness of the translation