

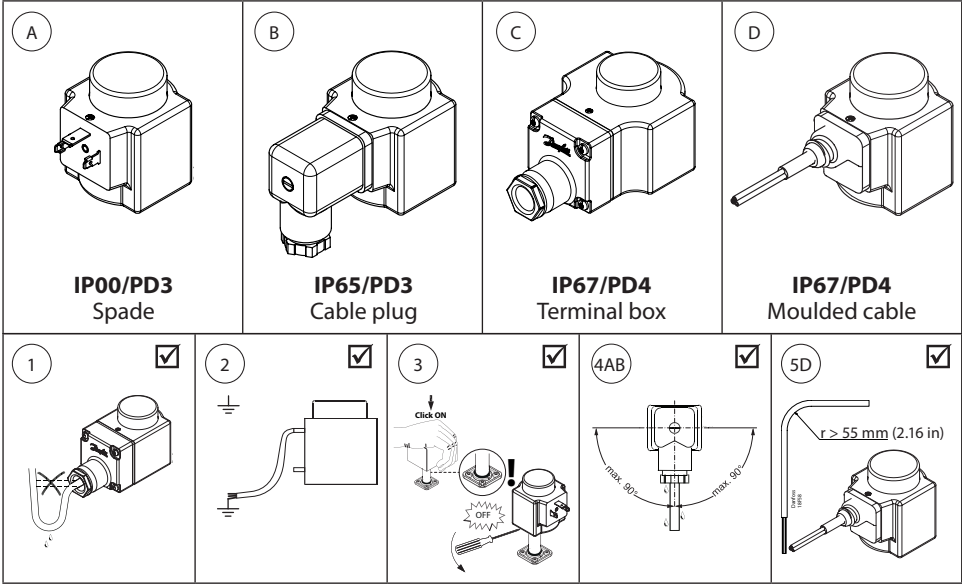
Installation guide

Solenoid coil

Type BB, BN, BF, BQ and BY

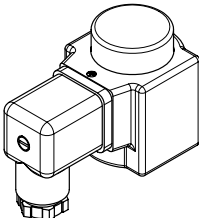
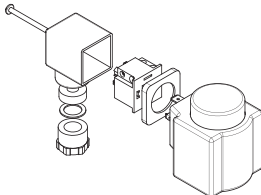
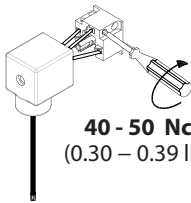
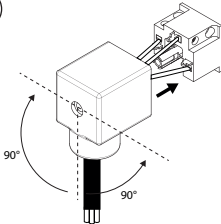
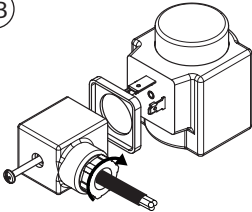
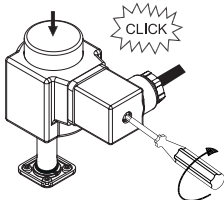
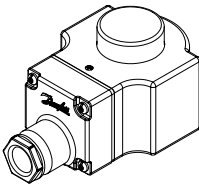

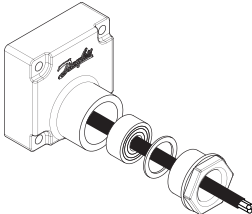
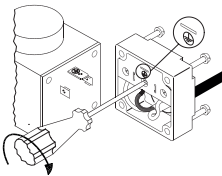
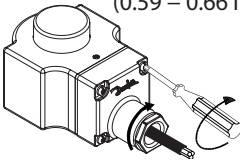

018R9670

018R9670



Type of control	1	
Safety classification	Class I	
Ambient temperature	See T _{ambient} on coil	
Voltage variation	For voltage variation, see print on coil	
Voltage tolerances	For voltage tolerances see datasheet, when ordering the coil	
Humidity	Only none-conductive pollution occurs except that occasionally a temporary conductivity caused by condensation is to be expected	
Ball pressure test	200 °C (392 °F) in accordance to IEC 60695-10-2	
Impulse withstand voltage	Terminal box	4.0 kV at altitude <4000 m (13123 ft)
	Cable	4.0 kV at altitude <4000 m (13123 ft)
	Spade	4.0 kV at altitude <4000 m (13123 ft)
	Plug	4.0 kV at altitude <2000 m (6561 ft)
	Plug	3.1 kV 2000 m<altitude<4000 m (6561<altitude<13123 ft)
Overvoltage category	III	
Degree of protection IPxx	Enclosure rating according to IEC standard 60529 (See illustration for details A-D)	
Pollution degree PDX	Pollution degree according to EN60664-1 (See illustration for details A-D)	
Installation	Integrated control	
	Incorporated control	
	Independently mounted control (IP65 and IP67)	
Suitable cable, Conductor size for plug and terminal box	ø6.6 – ø11 mm (ø0.26 – ø0.43 in)	
	0.75 – 1.5 mm ² (21 – 15 AWG flexible cord)	
Suitable cable for cable plug	See datasheet when ordering the coil	
Moulded cable size	Ø6.6 mm (ø0.26 in)	
Cable conductor size	3 x 0.75 mm ² (3 x 0.001 in ²)	
Moulded cable	The supply cord of this control cannot be replaced, if the cord is damaged. The control should be discarded	
Plugs can be removed/mounted	10 times	
Surface temperature	Independently mounted controls must be inaccessible in normal use if the surface temperature on the control > 85 °C	

- Only qualified personnel is allowed to install or maintain this product
- Disconnect the power when dismantling the coil
- Avoid direct exposure to alkaline conditions, use in neutral conditions is recommended
- Ensure that the O-ring is in place on the valve
- If the coil is used as independently mounted control, the end-user shall use a plastic cable gland with strain relief

<p>B</p> 	<p>6B</p> 	<p>7B</p>  <p>40 - 50 Ncm (0.30 – 0.39 lb-ft)</p>
<p>8B</p> 	<p>9B</p>  <p>250 - 375 Ncm (1.85 – 2.77 lb-ft)</p>	<p>10B</p>  <p>50 - 60 Ncm (0.39 – 0.44 lb-ft)</p>
<p>C</p> 	<p>6C</p>  <p>OFF</p>	<p>7C</p> 
<p>8C</p>  <p>40 - 50 Ncm (0.30 – 0.39 lb-ft)</p>	<p>9C</p>  <p>80 - 90 Ncm (0.59 – 0.66 lb-ft)</p> <p>320 - 370 Ncm (2.36 – 2.73 lb-ft)</p>	<p>10C</p>  <p>CLICK</p>