




PK-F

MINIBRIDGE®
12 AMPERES-TAB TERMINALS
SINGLE-PHASE, FULL-WAVE BRIDGES
HEAT SINK AND CHASSIS MOUNTING



 This mark indicates recognition under the component program of Underwriters Laboratories, Inc.

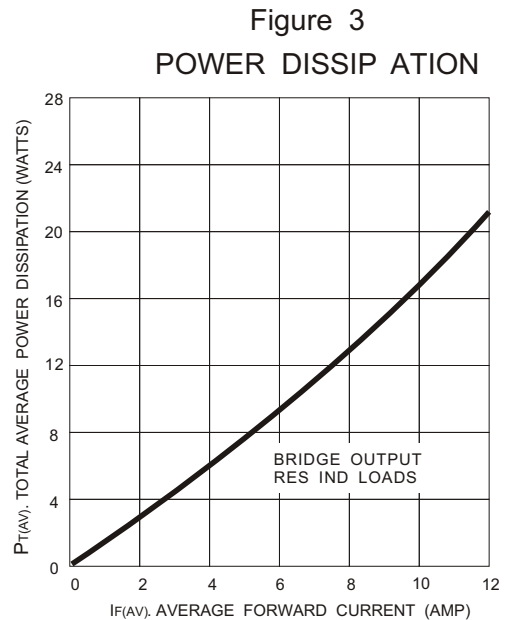
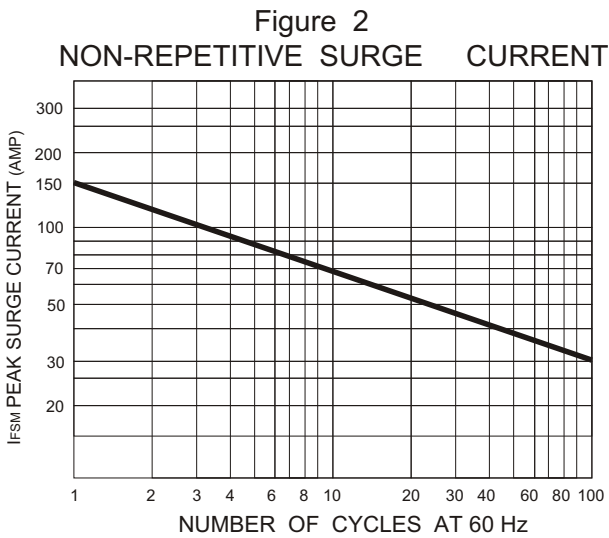
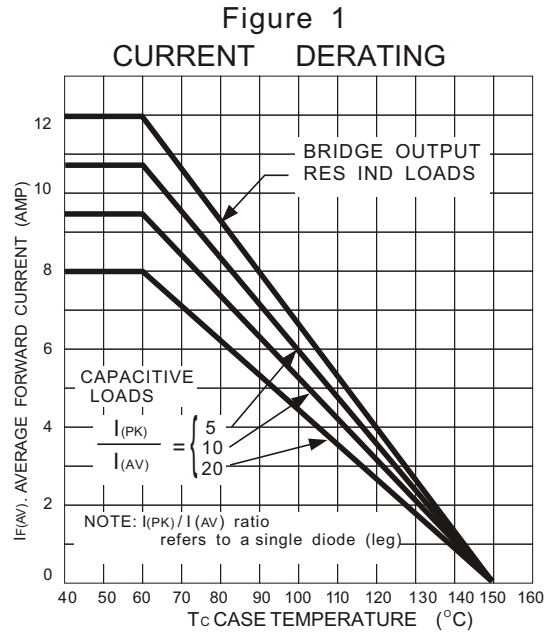
PK-F SERIES

PRV/Leg	50V	100V	200V	400V	600V	800V	1000V
Type No.	PK05F	PK 10F	PK 20F	PK 40F	PK 60F	PK 80F	PK100F

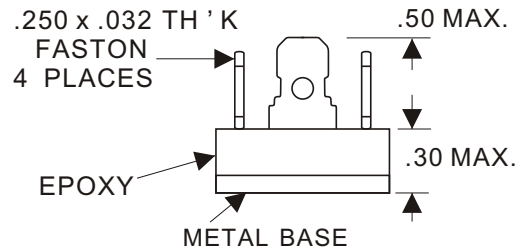
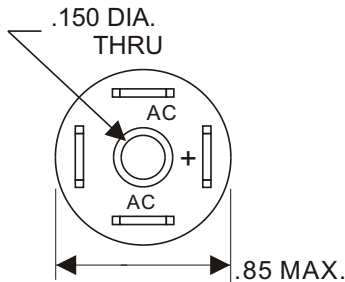
ELECTRICAL CHARACTERISTICS PER LEG
(at T_A=25 °C Unless Otherwise Specified))

Average Output Current, I _o @ 60 °C T _c (Fig.1)	12	Amp
Max. Forward Voltage Drop, V _F =1.0 V @ I _F =	2.0	Amp
Max. DC Reverse Current @ PRV and 25°C, I _R	3	µA
Max. DC Reverse Current @ PRV and 100°C, I _R	75	µA
Max. Peak Surge Current, I _{FSM} (8.3 ms)	150	Amp
Storage Temperature Range, T _{STG}	-55 to +150	°C
Thermal Resistance (Total Bridge), Rθ _{j-c}	4.3 Typ.	°C/W

EDI reserves the right to change these specifications at any time without notice.



PK-F SERIES MECH. OUTLINE
Dielectric test voltage 1500 volts rms, max. 50-60Hz



NOTE: A thin film of silicone thermal compound is recommended between the Minibridge[®] case and mounting surface for improved thermal conduction.