

Single pole, multiclamp terminal blocks

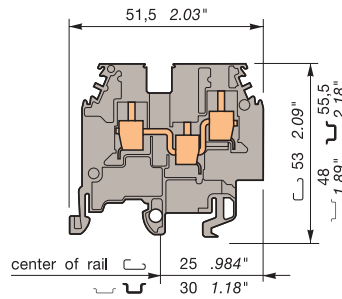
Compression clamp



DIN 1 - 3

M 4/6.3A...

Spacing 6 mm + 0,1 (.238")



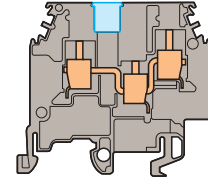
Standard 6 mm block.

0115 468.20

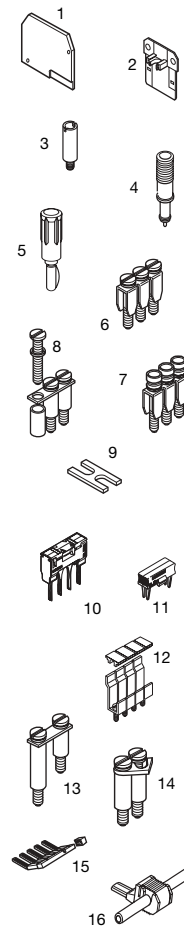
Color	Type	Part numbers
-------	------	--------------

Standard blocks

Grey	M 4/6.3A	0115 468.20
Blue	M 4/6.3A.N	0125 468.22
Beige V0	M 4/6.3A.V0	0195 468.21
M 4/6.3A with partition		
Grey	M 4/6.3A.1	0115 483.00



Accessories



Type	Part numbers
1 End section	grey FEM3A th. 3,0 mm 0116 576.15 blue FEM3A th. 3,0 mm 0126 576.17 yellow FEM3A th. 3,0 mm 0103 862.20 beige FEM3A V0 V0 th. 3,0 mm 0196 576.16
2 Circuit separator	grey SCM6 0113 003.10 blue SCM6 0123 003.12 yellow SCM6 0103 020.23 beige SCM6 V0 V0 0193 003.11
3 Test socket	AL2 (1) DIA. 2,0 mm 0163 043.21 AL3 (1) DIA. 3,0 mm 0163 261.00
4 Test device	DCJ yellow 0173 059.03
5 Test plug	FC2 DIA. 2,0 mm 0007 865.26
6 Assembled jumper bar (without IP 20 protection)	32 A BJM6 (1)(2) 2 poles 0168 516.25 32 A BJM6 (1)(2) 3 poles 0168 517.26 32 A BJM6 (1)(2) 4 poles 0168 518.07 32 A BJM6 (1)(2) 5 poles 0168 519.00 32 A BJM6 (1)(2) 10 poles 0168 973.07
7 Assembled jumper bar (with IP 20 protection)	32 A BJMI6 (1)(2) 2 poles 0176 663.00 32 A BJMI6 (1)(2) 3 poles 0176 664.01 32 A BJMI6 (1)(2) 4 poles 0176 665.02 32 A BJMI6 (1)(2) 5 poles 0176 666.03 32 A BJMI6 (1)(2) 10 poles 0176 667.04
8 Jumper bar not assembled Post + screw + washer	32 A BJS6 (1)(2) 20 poles 0174 784.20 EV6 0168 604.16
9 Connector plate	EL6 0173 627.21
10 Screwless jumper bar orange IP 20	32 A BJE6.2 (1) 2 poles 0299 694.04 32 A BJE6.3 (1) 3 poles 0299 695.05 32 A BJE6.4 (1) 4 poles 0299 696.06 32 A BJE6.5 (1) 5 poles 0299 697.07 32 A BJE6.6 (1) 6 poles 0299 698.10 32 A BJE6.7 (1) 7 poles 0299 699.11 32 A BJE6.8 (1) 8 poles 0299 700.26 32 A BJE6.9 (1) 9 poles 0299 701.13 32 A BJE6.10 (1) 10 poles 0299 702.14
11 Jumper	BJB 0199 466.23
12 Alternated jumper bar	35 A BJA6 (1)(2) 0116 541.12
13 Universal jumper bar	50 A BJDP1 (1)(2) spacing 6 <-> spacing 16 0179 623.03 70 A BJDP3 (1)(2) spacing 6 <-> spacing 12 0179 625.05 50 A BJDP4 (1)(2) spacing 6 <-> spacing 8 or 10 0174 781.25
14 Pivoting jumper bar	35 A BJP6 (1)(2) 0174 413.14
15 Comb-type jumper bar	35 A PC6 2 poles 0113 546.14 35 A PC6 3 poles 0116 536.05 35 A PC6 4 poles 0116 537.06 35 A PC6 10 poles 0113 548.26
Insulating tip	EIP 0113 550.24
16 IDC jumper	AD2,5 0114 205.20

End stop	th. 9 mm	BADL V0	0199 408.02
End stop	th. 9,1 mm	BAM	0103 002.26
Rail	35 x 7,5 x 1	PR30 prepunched	0173 220.05
Rail	35 x 15 x 2,3	PR4	0168 500.12
Rail	35 x 15 x 1,5	PR5 prepunched	0101 598.26
Rail	32 x 15 x 1,5	PR1Z2	0163 050.04

Other end stops and rails : See Accessories section

Characteristics

Wire size		IEC	UL	CSA
		NFC DIN		
Compression clamp	Solid wire	0,2-4 mm ²	22-10 AWG	12 AWG max.
	Stranded wire	0,22-4 mm ²	22-10 AWG	12 AWG max.

Voltage			
Rated	800 V	600 V	600 V
Pulse	8 kV		
Pollution degree	3		

Current			
Rated	32 A	20 A	25 A

Wire size			
Rated / Gauge	4 mm ² / A4	10 AWG	12 AWG

Wire stripping length	Recomm. Screwdriver	Recomm. torque	Protection
9,5 mm	4 mm	0,5-0,8 Nm	IP 20
37"	.157"	4.4-7 lb.in	NEMA 1

Notes

The use of some accessories may decrease the block's voltage rating. For more information, consult us.

R See section on markers marking method ¹¹ ¹²

Note: (1) A circuit separator SC may be required with the use of these accessories.
(2) Use of these accessories requires the user to cut out the partition of the terminal block M 4/6.3A.1.