

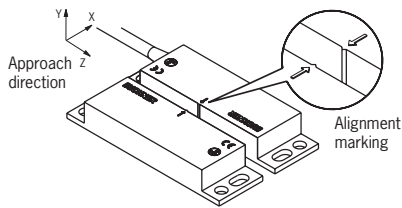
Read heads and actuators design A for ESM



- In combination with evaluation units ESM-BA...
- Cube-shaped version 88 x 25 mm



Alignment of read head and actuator

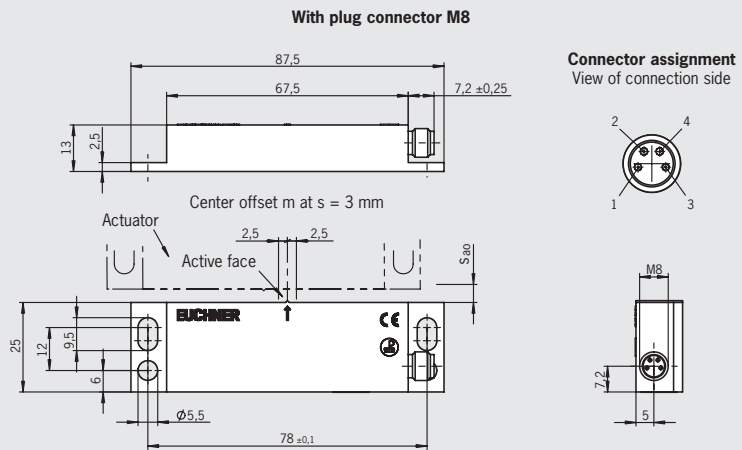
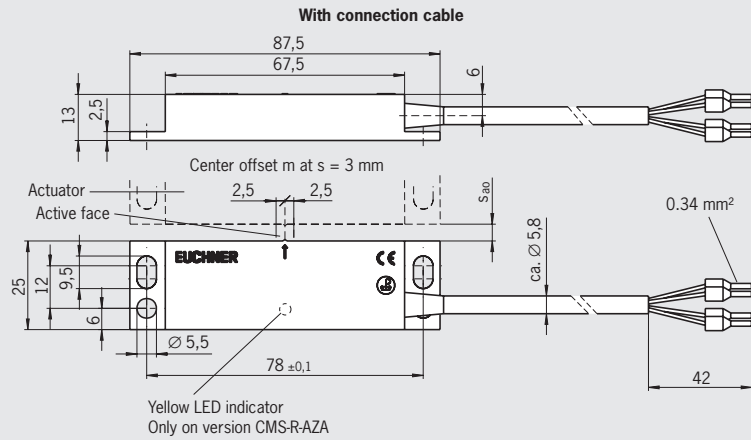


Note:

The dimensions of the actuators are the same as those of the read heads, although the former have no connection cable or plug connector.

Read heads/actuators design A for ESM

Dimension drawing



For connection cables see Accessories, page 54

Ordering table (Read heads and actuators each incl. 2 safety screws M4 x 14)

Circuit diagram not actuated	Assured switch-on distance s_{on} [mm]	Assured switch-off distance s_{off} [mm]	Cable type	Cable length [m]	Read head Order no./item	Actuator Order no./item
	9	20	V PVC	5	094702 CMS-RAZA-05VL	093976 CMS-M-AI
				10	095558 CMS-RAZA-10VL	
	9	22	Plug connectors M8		102275 CMS-RAZC-SC	