

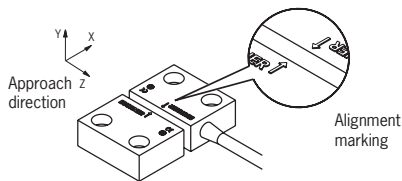
Read heads and actuators design B



- ▶ In combination with evaluation units CMS-E-BR/CMS-E-ER/CMS-E-FR
- ▶ Cube-shaped version 36 x 26 mm
- ▶ With connection cable or plug connector M8



Alignment of read head and actuator

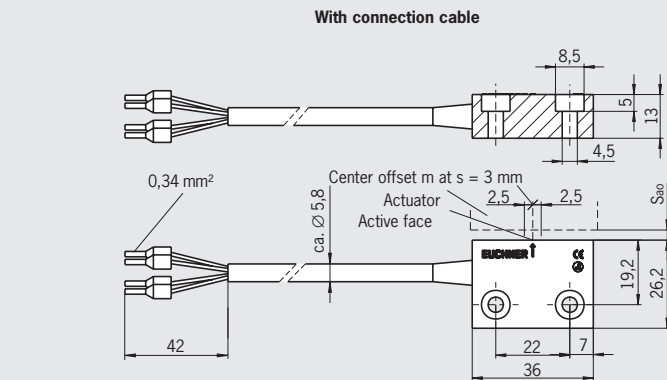


Note:

The dimensions of the actuators are the same as those of the read heads, although the former have no connection cable or plug connector.

Read heads/actuators design B

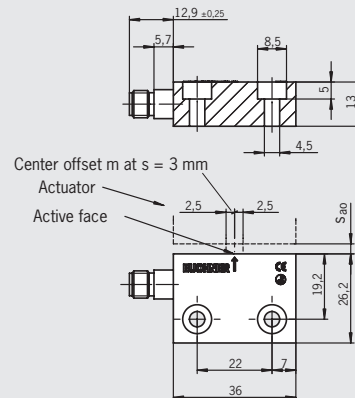
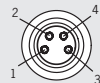
Dimension drawing



With plug connector M8

Connector assignment

View of connection side



For connection cables see Accessories, page 54

Ordering table (Read heads and actuators each incl. 2 safety screws M4 x 14)

Circuit diagram not actuated	Assured switch-on distance s_{ao} [mm]	Assured switch-off distance s_{ar} [mm]	Cable type	Cable length [m]	Read head Order no./item	Actuator Order no./item
	3	12	V PVC	3	085530 CMS-R-BXI-03V	085531 CMS-M-BD
				5	085737 CMS-R-BXI-05V	
			P PUR	5	103866 CMS-R-BXI-05P	
				7	115117 CMS-R-BXI-07P	
			Plug connectors M8		100696 CMS-R-BXI-SC	