

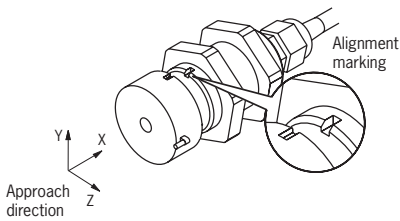
Read heads and actuators design E



- ▶ In combination with evaluation units CMS-E-AR
- ▶ Cylindrical version M30
- ▶ With connection cable or plug connector M8

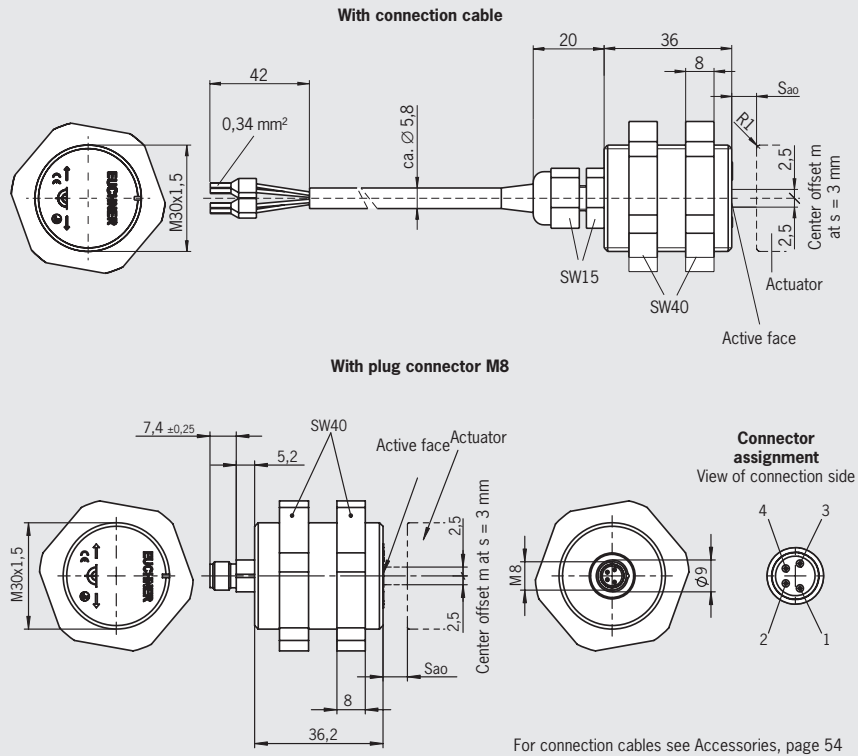


Alignment of read head and actuator



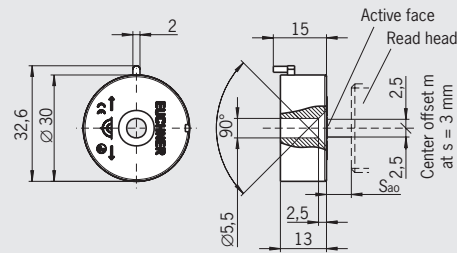
Read heads design E

Dimension drawing



Actuator design E

Dimension drawing



Ordering table (Actuator incl. 1 screw M5 x 25)

Circuit diagram not actuated	Assured switch-on distance s _{so} [mm]	Assured switch-off distance s _{so} [mm]	Cable type	Cable length [m]	Read head Order no./item	Actuator Order no./item
 	7	16	V PVC	3	085633 CMS-R-EXL-03V	085636 CMS-M-EF
				5	085742 CMS-R-EXL-05V	
			P PUR	5	103873 CMS-R-EXL-05P	
			Plug connectors M8		103968 CMS-R-EXL-SC	
 	7	16	V PVC	3	085635 CMS-R-EXN-03V	
				5	085744 CMS-R-EXN-05V	
			P PUR	5	103875 CMS-R-EXN-05P	
			Plug connectors M8		103970 CMS-R-EXN-SC	