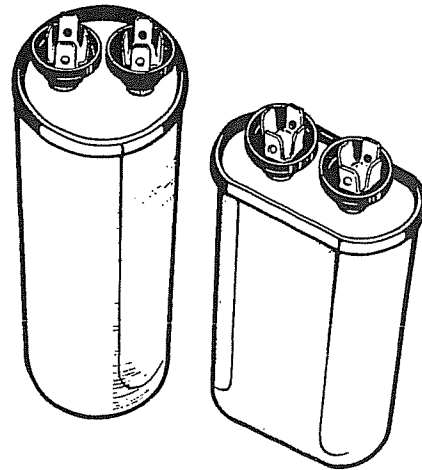


## Motor Run Capacitors - Gem III

### 370 and 440 Volts AC

This capacitor series is designed specifically for motor run applications where the capacitors are used in conjunction with permanent split capacitor type motors. They may be used on either 50 or 60 Hertz systems but should not be used at higher frequencies or in applications where higher frequency harmonics are present. For those types of applications the General Purpose ac Capacitors shown on the following pages should be used. If there is any question regarding the correct application of these products, please contact your GE sales representative.



### SPECIFICATIONS:

<b>Available Capacitance Range:</b>	2 to 120 $\mu$ F
<b>Capacitance Tolerance:</b>	$\pm$ 6%
<b>Capacitance Variation with Temperature:</b>	See chart M-3 on pg.9
<b>Rated Voltage:</b>	See Ratings Tables. Rating is the 50/60 Hz RMS voltage for a sinusoidal waveform.
<b>Leakage Current:</b>	30 $\mu$ A maximum
<b>Frequency:</b>	50/60 Hz. For higher frequencies use the General Purpose AC Capacitor Series.
<b>Operating Temperature:</b>	-40 °C to +70 °C
<b>Storage Temperature:</b>	-40 °C to +90 °C
<b>Operating Life:</b>	60,000 hours with 94% survival
<b>Dissipation Factor:</b>	0.1% maximum
<b>Case Material/Finish:</b>	Unpainted Aluminum case, terne plate steel cover. Contact GE if material/finish to meet UL outdoor standards is required.
<b>Terminations:</b>	0.250" x 0.031" quick connect blades
<b>Dielectric Fluid:</b>	Dielektrol VI
<b>Internal Protection:</b>	UL recognized Pressure Sensitive Interrupter. See Ratings Table for GE's UL Code Number listed under GE's UL File E7793(N). For UL submittals with these capacitors use the GE 'Pxxx' number not the Catalog Number. The corresponding generic UL designation that includes the Available Fault Current (AFC) rating is given below. All these capacitors are capable of interrupting available fault currents of up to 10,000 amperes.

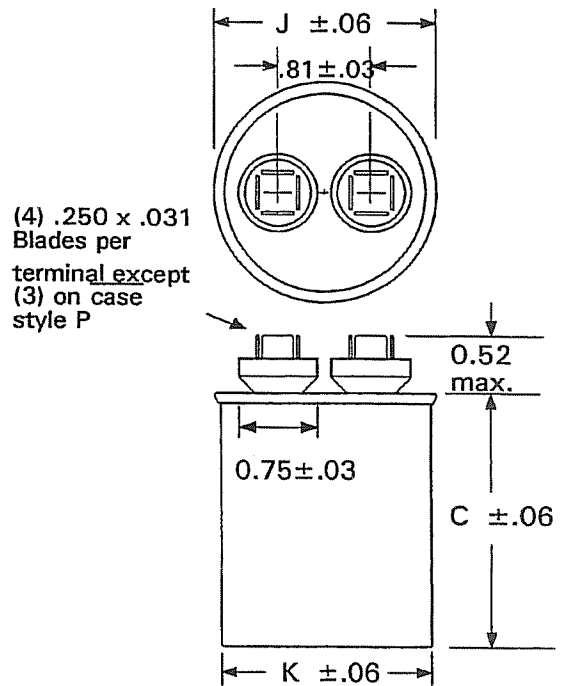
# SINGLE SECTION

# Motor Run Capacitors - Gem III

## \*STANDARD RATINGS

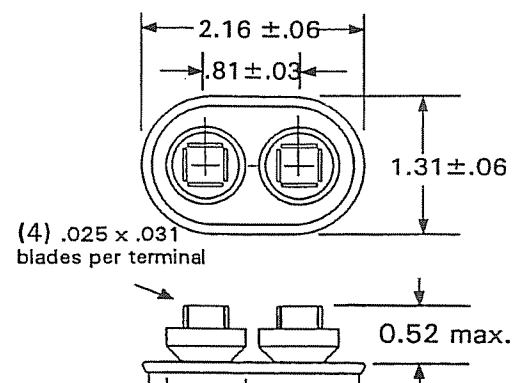
Capacitance (uF)	Catalog Number	Case Style	Height C (in.)	UL Code
<b>370 Volts AC Nominal</b>				
3	97F5503	A	2.12	P921
4	97F5704	A	2.12	P921
5	97F5705	A	2.12	P921
6	97F5706	A	2.12	P921
7.5	97F9001	A	2.88	P921
10	97F9002	A	2.88	P921
12.5	97F9003	A	3.88	P921
15	97F9004	A	3.88	P921
20	97F9602	P	2.88	P965
25	97F9606	P	2.88	P965
30	97F9608	P	3.88	P965
35	97F9611	P	3.88	P965
40	97F9614	P	3.88	P965
45	97F9884	P	4.75	P965
50	97F9802	P	4.75	P965
55	97F9010	S	4.75	P968
60	97F5276	T	3.88	P969
65	97F9011	T	3.88	P969
70	97F9012	T	4.75	P969
<b>440 Volts AC Nominal</b>				
3	97F5437	A	2.12	P921
4	97F5337	A	2.88	P921
5	97F5339	A	2.88	P921
6	97F5436	A	2.88	P921
7.5	97F9036	A	3.88	P921
10	97F5300	A	3.88	P921
12.5	97F9080	A	4.75	P921
15	97F9625	A	4.75	P921
20	97F9630	P	3.88	P965
25	97F9632	P	3.88	P965
30	97F9635	P	3.88	P965
35	97F9639	S	3.88	P968
40	97F9642	S	3.88	P968
45	97F9645	S	4.75	P968
50	97F5211	T	3.88	P969
55	97F9042	T	4.75	P969
60	97F9043	T	4.75	P969
65	97F5241	T	4.75	P969
70	97F5251	T	4.75	P969

## Case Styles P, S, and T



Case Style	K	J
P	1.75	1.88
S	2.00	2.12

## Case Style A



\* It is GE's goal to serve you with the most cost effective and the highest quality capacitor de-