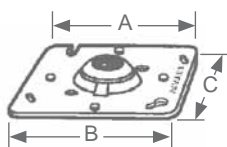


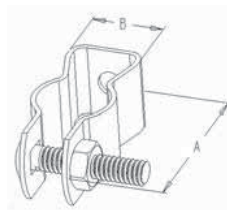
TRADE SIZE	HALEX PART #	CTN/CASE QTY	CTN/CASE WT (LBS)	DIMENSIONS (IN INCHES)		
				A	B	C
	<b>79910B</b>	50	50	4.125	4.125	0.075
	<b>79950B</b>	10	50	4.188	4.188	0.081

**APPLICATION:** INDOORS OR OUTDOORS. Use to seal around junction boxes, flashings, and service entrance locations. **FEATURES:** Service Temperature Range: -30°F - 100°F; Compound is pliable and noncorrosive to metals; Compound can be painted.



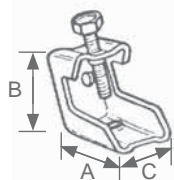
TRADE SIZE	HALEX PART #	CTN/CASE QTY	CTN/CASE WT (LBS)	DIMENSIONS (IN INCHES)		
				A	B	C
<b>Fixture Hangers</b>						
FITS 3 1/4 OR 4" OCTAGONAL OUTLET BOXES						
	<b>69588B</b>	25	4.1	4.125	4.125	0.075
FITS 4" SQUARE OUTLET BOXES						
	<b>69699B</b>	25	5	4.188	4.188	0.081

**APPLICATION:** INDOORS OR OUTDOORS. Use to secure and suspend light fixture. **FEATURES:** Self-aligning covers provide flexible suspension, assuring plumb alignment, regardless of ceiling structure or angle. Equipped with ball joint, allows fixture to swivel through an angle of 20° in any direction. **MATERIAL:** Stamped steel.



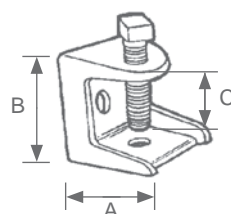
TRADE SIZE	HALEX PART #	CTN/CASE QTY	CTN/CASE WT (LBS)	DIMENSIONS (IN INCHES)			
				A	B	HW	TW
<b>Conduit Hangers</b>							
<i>WITH NUT AND BOLT ATTACHED</i>							
0	<b>67800B</b>	100	7	1.875	0.750	3/8"-1/2"	1/2"
1	<b>67810B</b>	100	9	2.125	0.750	3/4"	3/4"
2	<b>67820B</b>	100	10	2.437	0.875	1"	1"
2 1/2	<b>67825</b>	15	1.7	2.750	0.875		1 1/4"
3	<b>67830B</b>	100	10	2.875	0.875	1 1/4"	1 1/2"
4	<b>67840B</b>	100	16	3.125	1.000	1 1/2"	
5	<b>67850B</b>	50	10	3.875	1.000	2"	2"
6	<b>67860B</b>	50	17	4.625	1.250	2 1/2"	2 1/2"
7	<b>67870B</b>	50	19.5	5.500	1.250	3"	3"
8	<b>67880B</b>	25	10.25	5.750	1.250	3 1/2"	3 1/2"
9	<b>67890B</b>	10	5.5	6.250	1.250	4"	4"

**APPLICATION:** INDOORS OR OUTDOORS. Use to secure and suspend conduit from overhead supports. **MATERIAL:** Zinc plated steel. **CERTIFICATIONS:** TO UL AND CSA REQUIREMENTS.



TRADE SIZE	HALEX PART #	CTN/CASE QTY	CTN/CASE WT (LBS)	DIMENSIONS (IN INCHES)		
				A	B	C
<b>Beam Clamps</b>						
1/4-20	<b>65600B</b>	25/250	3.3/33	1.5	1.5	1.0

**APPLICATION:** INDOORS OR OUTDOORS. Use to secure conduit to a metal beam. Clamps on beam, girder or similar structure to provide a mounting base for attachment of a conduit hanger, either directly or by means of a threaded rod. Eliminates the need to drill a hole through the beam. **FEATURES:** Maximum 100 lbs. load bearing.



TRADE SIZE	HALEX PART #	CTN/CASE QTY	CTN/CASE WT (LBS)	DIMENSIONS (IN INCHES)		
				A	B	C
<b>Beam Clamps</b>						
<b>Malleable Iron</b>						
1"- 1/4-20	<b>35600B</b>	25/250	5/50	2.10	1.73	0.85
2"- 3/8-16	<b>35610B</b>	10	7	1.9375	1.75	0.875

**APPLICATION:** INDOORS OR OUTDOORS. Use to secure conduit to a metal beam. Clamps on beam, girder or similar structure to provide a mounting base for attachment of a conduit hanger, either directly or by means of a threaded rod. Eliminates the need to drill a hole through the beam.

