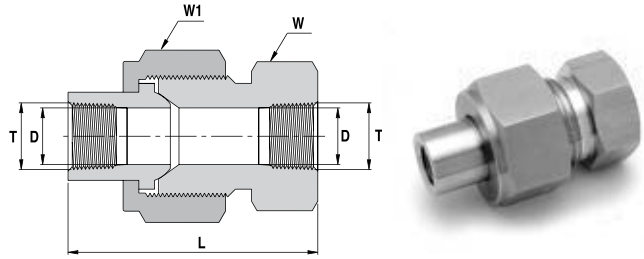
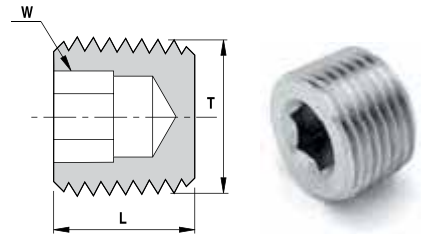


104 H UNION RECORD



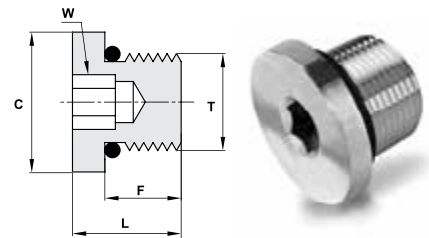
Ordering Information	T Female NPT Size	L		D Min. Opening		W Hex. Flat		W1 Hex. Flat
		inch	mm	inch	mm	inch	mm	
104H _ 1/8	1/8	1.81	46.0	0.27	6.9	15/16	23.81	1 1/8
104H _ 1/4	1/4	2.34	59.4	0.36	9.1	1 3/16	30.16	1 3/8
104H _ 3/8	3/8	2.50	63.5	0.52	13.2	1 5/16	33.34	1 1/2
104H _ 1/2	1/2	2.69	68.3	0.62	15.7	1 5/8	41.28	1 3/4
104H _ 3/4	3/4	3.12	79.2	0.87	22.1	1 7/8	47.63	2
104H _ 1	1	3.56	90.4	1.03	26.2	2 3/8	60.33	2 1/2

107 H HOLLOW HEX PLUGS



Ordering Information	T Male NPT Size	L		W Hex. Flat
		inch	mm	inch
107H _ 1/8	1/8	0.29	7.4	3/16
107H _ 1/4	1/4	0.44	11.3	1/4
107H _ 3/8	3/8	0.44	11.3	5/16
107H _ 1/2	1/2	0.61	15.5	3/8

107HOB HOLLOW HEX PLUG SAE/MS STRAIGHT THREAD BOSS *



Ordering Information	T Straight Thread UN	L		F		C		W Hex. Flat	O-Ring**
		inch	mm	inch	mm	inch	mm		
107HOB _ 7/16-20	7/16-20	0.45	11.4	0.36	9.1	0.56	14.2	3/16	-904
107HOB _ 1/2-20	1/2-20	0.45	11.4	0.36	9.1	0.63	15.9	3/16	-905
107HOB _ 9/16-18	9/16-18	0.48	12.2	0.39	9.9	0.69	17.5	1/4	-906
107HOB _ 3/4-16	3/4-16	0.56	14.2	0.44	11.2	0.88	22.4	5/16	-908

* Per SAE J1926 and MS 16142. See page 80 for mounting dimensions.

** O-rings used are Fluorocarbon FKM 90 Durometer. Other O-ring materials are available on request.