



SPB1

**Pre-Wired Portable Outlet Boxes**

Description	Catalog Number
25 ft. with 2-15A, 125V, straight blade single receptacles and 1- 15A, 125V straight blade plug and boot.	<b>SPB1</b>
25 ft. with 2-20A, 125V, Twist-Lock® single receptacles and 1-20A, 125V Twist-Lock plug and boot.	<b>SPB2</b>



SPB2

**Worklights and Accessories**

Description	Catalog Number
Temporary worklight with 15A, 125V straight blade plug, 25 ft. cord.	<b>TW25F1</b>
Temporary worklight with 20A, 125V Twist-Lock® plug, 25 ft. cord.	<b>TW25F2</b>
Temporary low voltage worklight with cigarette lighter plug, 20 ft. cord.	<b>TWLV20F</b>
Portable battery pack and charger for TWLV20F worklight.	<b>TWBP</b>
Non-metallic temporary worklight hook.	<b>TWH</b>



TW25F1

**Specifications**

**Temporary Worklights**

Listing/Certification	UL298 and cUL Portable Electric Hand Lamps.
Environment	Dry, indoor locations.
Fluorescent Lamp	13 watt twin tube only.

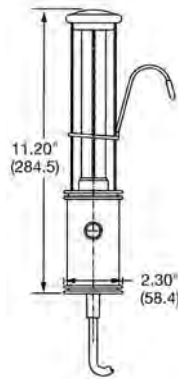
**Battery Pack and Charger**

Environment	Indoor and outdoor dry locations.
Fluorescent Lamp Life	Fully charged-5 hour approx.
Charge Time	Fully charged-16 hours approx.
Battery Rating	12 volt.

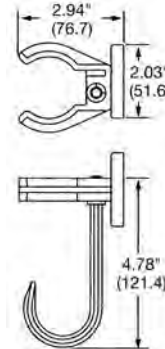


TW25F2

**Light Fixture**



**Worklight Hook**

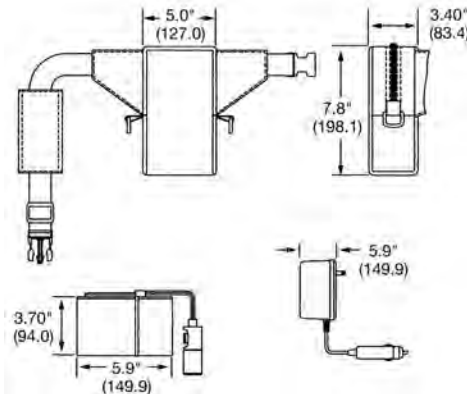


TWLV20F



TWBP

**Battery Pack and Charger**



TWH

Dimensions in Inches (mm)