




End Fittings	Description	Color	Catalog Number	Description	Color	Catalog Number
	Transition Fitting For transitioning from Wiremold® 2000 Raceway to Hubbell HBL2000 Raceway.  	Ivory Gray	HBL2000TFIV HBL2000TFGY A: .82" (20.71) B: 1.38" (35.12) C: 2.04" (51.82)	Entrance End Fitting For connecting HBL2000 Raceway with one ½ in. conduit and armored cable connectors.  	Ivory Gray	HBL2010A2IV HBL2010A2GY A: 3.01" (76.45) B: 1.30" (33.02) C: 1.49" (37.85)
	Blank End Fitting For closing open end of HBL2000 Raceway.  	Ivory Gray	HBL2010BIV HBL2010BGY A: .78" (19.94)	Large Capacity Entrance End Fitting Offers larger capacity than HBL2010A2IV/GY. One ½ in. trade size KO on each side, ½ in. and ¾ in. concentric KOs on end and bottom.  	Ivory Gray	HBL2010A3IV HBL2010A3GY A: 3.69" (93.80) B: 2.02" (51.18) C: 1.79" (45.36)
Fittings	End Reducing Connector For connecting HBL2000 Raceway to HBL500 Raceway through end of HBL2000 Raceway.  	Ivory	HBL2089EIV A: .78" (19.81)	Side Reducing Connector For connecting HBL2000 Raceway to HBL500 Raceway through side of HBL2000 Raceway.  	Ivory	HBL2089IV* A: 6.00" (152.40) B: 3.25" (82.55)
	Cover Clip Use to cover potential openings where two pieces of HBL2000 Raceway cover come together.  	Ivory Gray	HBL2006IV HBL2006GY A: .75" (19.05)	Flush Plate Adaptor For feeding HBL2000 Raceway from an existing wall outlet. ½ in. threaded stud with steel locknut for grounding.  	Ivory Gray	HBL2051HIV HBL2051HGY A: 4.50" (114.30)
	Wire Clip For holding conductors in place in the raceway base. For use when using the HBL2000CIV/GY cover only.  	Steel**	HBL2000WC A: .44" (11.18) B: .24" (6.03) C: 1.24" (31.50)	Wire Clip For holding conductors in place in the raceway base. For use when using the HBL2000CAIV/GY cover only.  	Steel**	HBL2000WCA A: .44" (11.18) B: .60" (15.17) C: 1.24" (31.50)
	Coupling For joining lengths of HBL2000 Raceway.  	Steel**	HBL2001C A: 2.00" (50.80)	Supporting Clip For temporarily supporting lengths of HBL2000 Raceway at any point. Mount with #6 flat head fastener. Raceway must be screwed to the wall for secure fastening.  	Steel**	HBL2003SC A: 2.00" (50.80)
	Ground Clamp For connection of equipment grounding conductor to provide an additional ground to raceway. Galvanized steel.  	Steel**	HBL2009GC A: 1.00" (25.64)			

Note: *HBL2001C couplings included.
 **Galvanized Steel.

Tools	Description	Catalog Number	Description	Color	Catalog Number
	Cutter Portable cutter for HBL2000 Series Raceway. (Not for use with HBL2000A series). 	HBL620C	Touch-Up Paint Pen 	Ivory Gray	HBLIWEP HBLGWEP
	Cutter Replacement Blade Set 	HBL620BCK			