



# Hose and Cable Protection Systems

## AccessTrak® System

Ordering Information and Specifications



**AccessTrak Expanded by Length**



**AccessTrak Expanded by Width**

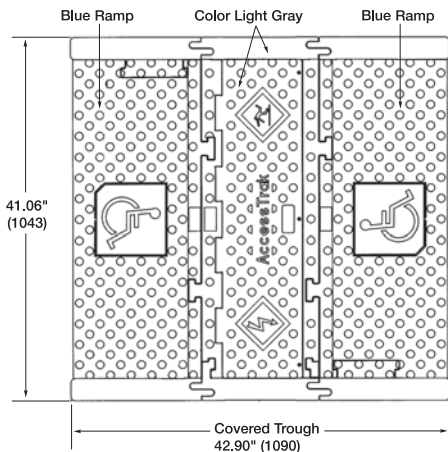
### AccessTrak® System

Description	Length in. (mm)	Height in. (mm)	Width in. (mm)	Channel Width in. (mm)	Channel Height in. (mm)	Weight lbs. (kg)	Catalog Number
5 Channel AccessTrak® kit*, blue and gray.	41.06" (1043.0)	4.00" (102.0)	42.90" (1090.0)	1.34" (34.0)	1.31" (33.0)	73.65 (33.41)	<b>HBLAT5KITA</b>
5 Channel AccessTrak® trough, blue and gray.	36.00" (914.0)	1.94" (49.0)	13.34" (339.0)	1.34" (34.0)	1.31" (33.0)	22.35 (10.14)	<b>HBLAT5A</b>
AccessTrak® trough end rails (set), gray.	2.50" (63.0)	4.00" (102.0)	13.28" (337.0)	—	—	6.95 (3.15)	<b>HBLAT5ERA</b>
AccessTrak® ramps (set), blue.	36.00" (914.0)	1.94" (49.0)	14.50" (368.0)	—	—	29.90 (13.56)	<b>HBLAT5RAMPA</b>
AccessTrak® ramp end rails (set), gray.	2.50" (63.5)	4.00" (102.0)	14.75" (375.0)	—	—	8.05 (3.65)	<b>HBLAT5RAMPERA</b>

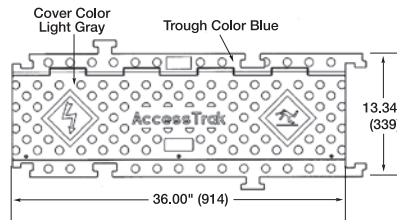
Note: \*Consists of (1) HBLAT5A; (1 set) HBLAT5ERA; (1 set) HBLAT5RAMPA; (2 sets) HBLAT5RAMPERA.

### Assembled Kit


Accessibility label, blue symbol, white background



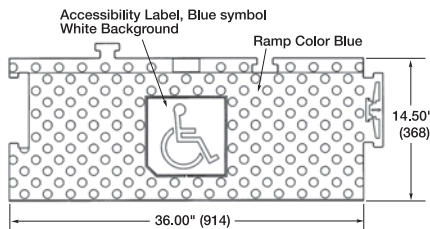
### Trough



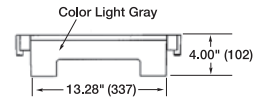
### Trough (side view)



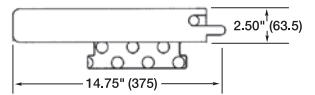
### Ramp (top view)



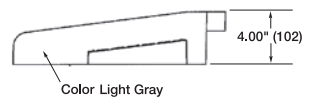
### Trough End Rails (side view)



### Ramp End Rails (top view)



### Ramp End Rails (side view)



### Ramp (side view)



### Specifications

Material	Polyurethane.
Operating Temperature	-40°F to +120°F (-40°C to +49°C).
Hinge Material	Reinforced fiberglass.
Safety Symbols	Per ANSI Z535.3-1991.
ADA Symbols	Per ADAAG "Symbols of Accessibility"

### Load Capacity

Test Fixture Footprint Inches (mm)	Measured Load lbs. (N) +/- 20%	
	70°F (21°C)	120°F (49°C)
7" x 7" (178 x 178)	10,000 (44,480)	8,000 (35,584)

Dimensions in Inches (mm)