



Part number

CKF 03



Brief description:

female insert, 3 poles + PE, screw terminal connections, 10A, 230V/400V, 4kV, 3, silver plated, size "21.21", CLASS insert series

Product description		Approvals / Standards	
Model	female insert	Reference standard	EN 61984 (2001-11)
Version	screw terminal connections	Quality mark	 , EAC
Series	CK	Conformity	CQC, CE
Product type	with female contacts	General ordering information	
Family	CLASS inserts	EAN13 code	8015747027939
Size	size "21.21"	Tariff number	85369095
N. of poles	3 poles + 	Country of origin	Made in EU (IT)
Technical data		ETIM classification	EC000438
Current	10 A (A.C. and D.C.)	Packaging Information	
Voltage	230 - 400 V	Packaging length	210,00 mm
Rated impulse withstand voltage	4kV	Packaging height	200,00 mm
Pollution degree	3	Packaging width	130,00 mm
Wire cross-section	0,75 mm ² - 2,50 mm ²	Packaging weight	3,15 kg
AWG size	18 - 14	Packaging volume	5,46 dm ³
Operating temperature range (min, max)	-40°C ... +100°C	Packaging description	Carton box
Contacts material	Brass	Packaging quantity	200 Pcs
Contact type	silver plated	Packaging EAN code	8015747027946
Mating cycles	≥ 500	Sub-packaging weight	0,63 kg
IP degree of protection	IP20 without enclosure, IP44/IP66/IP67/IP68 and IP69 with enclosure	Sub-packaging description	Carton
PE connection type	Screw	Sub-packaging quantity	40 Pcs
PE terminal stripping length	6 mm	Sub-packaging EAN barcode	8015747027953
Tightening torque for PE connection	M3: 0,5 Nm; 4,4 lb.in (0,5x3mm)		
Further technical details			
Characteristics according to EN 61984	10A 230/400V 4kV 3; 10A 400/690V 4kV 2		
Insulation resistance	≥ 10 GΩ		
Contact resistance	≤ 1 mΩ		
Rated voltage according to UL/CSA	600V		
UL 94 flammability rating	V-1		
Main contacts stripping length	6 mm		
Torque for main contact	M3: 0.5 Nm; 4.4 lb.in (0.5x3 mm)		
Tightening torque for fixing screws	M3: 0.5 Nm; 4.4 lb.in (0.5x3 mm)		
Weight	11,00 g		

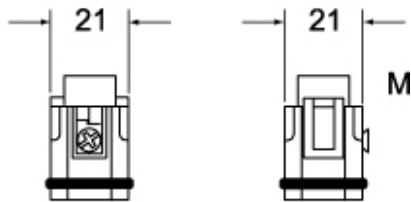
Part number

CKF 03

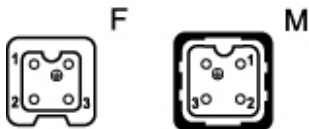


Catalogue drawings

CKM 03 (N)

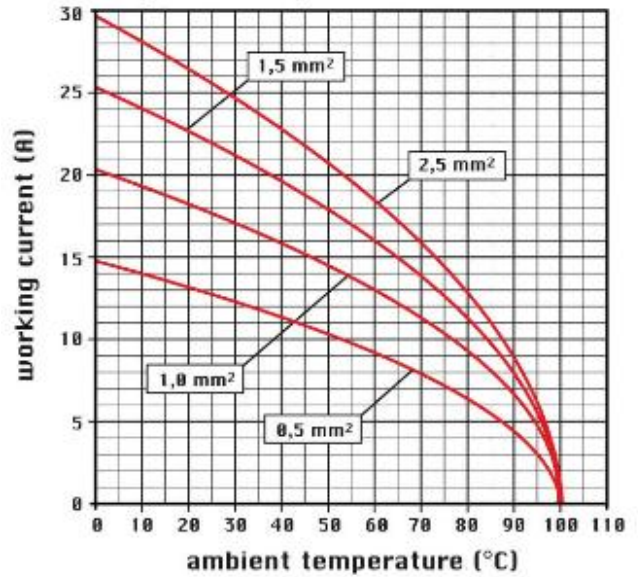


CKF 03 (N)



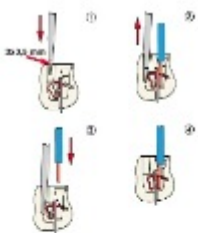
Catalogue drawings

diagram CK 03 poles



Notes

Spring terminal connections



Rear top entry of wires for a more easier wiring.