

Model 7A

Current Transformer Window Diameter 2.50"

Application

Ammeters and wattmeters

Frequency

50-400 Hz.

Insulation Level

600 Volt, 10 kV BIL full wave.

Terminal are brass studs No. 8-32 with one flatwasher, lockwasher and regular nut.

Flexible leads are UL 1015, 105°C, CSA approved, #16 AWG, 24" long. Non-standard, lead length can be specified.

Order mounting bracket kit 0221B00182 separately for model 7ASHT.

Model 7ASHT and model 7ASFT also available as 7ASHL and 7ASFL with leads.

Approximate weight 1.5 lbs



Model 7ASFT

Model 7ASHT

Model 7ARL



Data Table: Model 7A

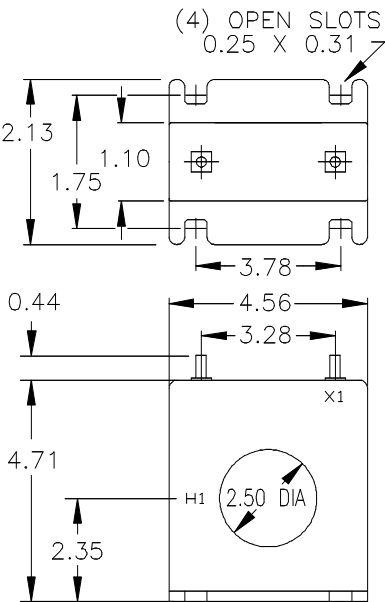
Catalog Number	Current Ratio	V.A. ± 1% Class	ANSI Metering Class at 60 HZ					Secondary Winding Resistance (Ω @ 75 °C)	Continuous Thermal Rating Factor	
			B0.1	B0.2	B0.5	B0.9	B1.8		@ 30 °C	@ 55 °C
7A**—101	100:5	1.0	2.4	4.8	—	—	—	0.014	2.0	2.0
7A**—151	150:5	2.5	1.2	2.4	4.8	4.8	—	0.025	2.0	2.0
7A**—201	200:5	5.0	0.6	1.2	2.4	4.8	4.8	0.035	2.0	2.0
7A**—251	250:5	7.5	0.3	0.6	1.2	2.4	4.8	0.043	2.0	2.0
7A**—301	300:5	12.5	0.3	0.6	1.2	2.4	2.4	0.052	2.0	1.5
7A**—401	400:5	15.0	0.3	0.3	0.6	1.2	2.4	0.069	2.0	1.5
7A**—501	500:5	25.0	0.3	0.3	0.6	1.2	1.2	0.108	1.5	1.0
7A**—601	600:5	30.0	0.3	0.3	0.6	0.6	1.2	0.130	1.5	1.0
7A**—751	750:5	30.0	0.3	0.3	0.3	0.6	0.6	0.163	1.33	1.0
7A**—801	800:5	35.0	0.3	0.3	0.3	0.6	0.6	0.173	1.33	1.0
7A**—102	1,000:5	35.0	0.3	0.3	0.3	0.6	0.6	0.157	1.33	1.0
7A**—122	1,200:5	40.0	0.3	0.3	0.3	0.3	0.6	0.234	1.0	1.0
7A**—152	1,500:5	50.0	0.3	0.3	0.3	0.3	0.6	0.292	1.0	0.8
7A**—162	1,600:5	50.0	0.3	0.3	0.3	0.3	0.6	0.312	1.0	0.8

**Note: When ordering, prefix Cat No. with model designation required i.e. 7ASHT-201, 7ARL-301, etc.

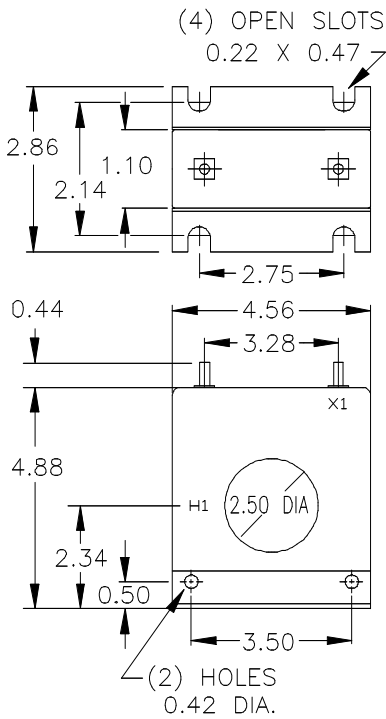


Model 7A

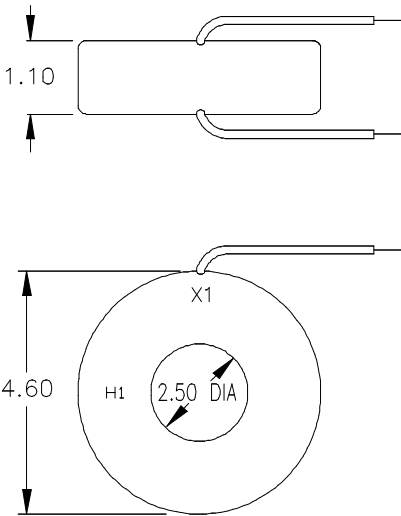
Model 7ASFT



Model 7ASHT



Model 7ARL



Grid-AIS-L4-ITL_Model_7A-1217-2017_05-EN. © Copyright 2017. General Electric Company and Instrument Transformers LLC reserve the right to change specifications of described products at any time without notice and without obligation to notify any person of such changes.

