


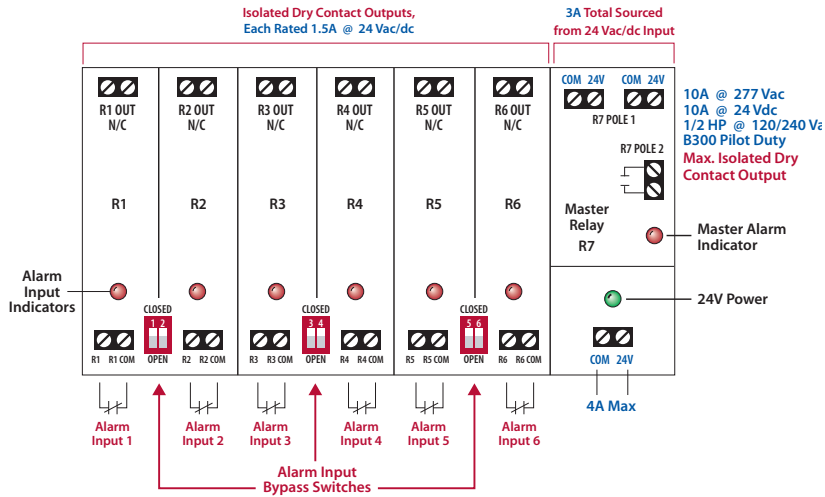
## FAN SAFETY ALARM CIRCUITS

### RIBMNLB-6/-4/-2

2.75" Track Mount AHU Fan Safety Alarm and General Purpose Logic Circuit, 24 Vac/dc Power Input, 2/4/6 Outputs

### RIBLB-6/-4/-2

Enclosed AHU Fan Safety Alarm and General Purpose Logic Circuit, 24 Vac/dc Power Input, 2/4/6 Outputs



RELAYS

## SPECIFICATIONS

**Expected Relay Life:** 10 million cycles minimum mechanical  
**Operating Temperature:** -30 to 140° F

**Humidity Range:** 5 to 95% (noncondensing)

**Operate Time:** 8ms

**Power Input:** 4 Amp max. @ 24 Vac/dc; 50-60 Hz

**Alarm Status:** LED On = Activated

**Dimensions:** 6.200" x 2.750" x 1.750" (RIBMNLB-6)

4.600" x 2.750" x 1.750" (RIBMNLB-4)

3.000" x 2.750" x 1.750" (RIBMNLB-2)

4.28" x 7.00" x 2.00" with .75" NPT Nipple

(RIBLB-6/-4/-2)

**Track Mount:** MT212-6 Mounting Track Provided (RIBMNLB-6)

MT212-4 Mounting Track Provided (RIBMNLB-4, RIBMNLB-2)

**Approvals:** UL Listed, UL916, UL864, C-UL

**Housing Rating:** UL Listed, NEMA 1, C-UL, CE Approved, UL Accepted for Use in Plenum

**Gold Flash:** No

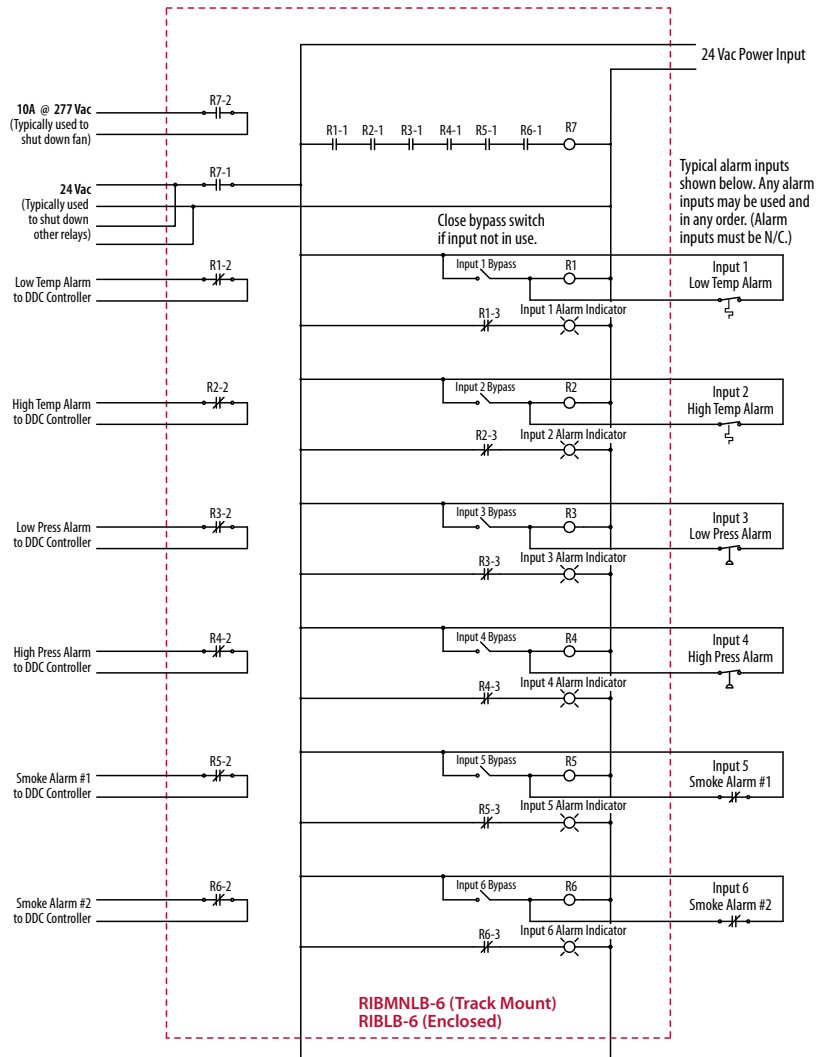
**Override Switch:** No

### Notes:

- Track mount models shown above.
- RIBMNLB-6 and RIBLB-6 have six Alarm Inputs and one Master Alarm. RIBMNLB-4 and RIBLB-4 have four Alarm Inputs and one Master Alarm. RIBMNLB-2 and RIBLB-2 have two Alarm Inputs and one Master Alarm.

Models RIBMNLB-6, RIBMNLB-4, and RIBMNLB-2; and RIBLB-6, RIBLB-4, and RIBLB-2 are simply devices that combine a common relay-logic function into a small, easy-to-install, and less expensive form.

A master relay will open if any one of the normally-closed (N/C) inputs open. There are six, four, or two inputs depending on the model chosen. LED status of all inputs, the master relay, and power input is provided. Bypass of un-used inputs is also provided. The RIBMNLB series is provided with mounting track for mounting in user-provided electrical enclosures. The RIBLB series is enclosed in a NEMA-1, 4" x 7" enclosure with a clear lid to allow viewing of the status LEDs. The master relay has three general-purpose outputs: two 24 V output terminals and one dry-contact output rated up to 10 Amp @ 277 Vac (terminals on RIBMNLB series, wires on RIBLB series.) The most common application is an Air Handling Unit (AHU) fan-safety-shutdown where the master relay is used to shutdown the fan. Contact closure outputs are provided so that a DDC controller can determine the cause of a shutdown.



## SELECTION GUIDE

Model#	Inputs	
RIBMNLB-6	6	MT212 Mounting Track
RIBMNLB-4	4	MT212 Mounting Track
RIBMNLB-2	2	MT212 Mounting Track
RIBLB-6	6	PE6020 Enclosure
RIBLB-4	4	PE6020 Enclosure
RIBLB-2	2	PE6020 Enclosure