PRISM®

B7 COMPACT SERIES

ENCLOSURES
For use as Control or Terminal Boxes

B7EP

B7EQ

MANUAL STARTER HOUSINGS
For IEC Starters

B7MS1P

B7MS2R

DISCONNECT SWITCHES
For Non-fused Disconnects

B7NFD1

B7NFD2

MANUAL STARTER HOUSINGS
For NEMA Starters

B7MSN2P

Internal view

Compact size enclosures for application flexibility with cost savings over industry standard sizes

HUBBELL®

KILLARK®

120 YEARS 1888 HUBBELL 2008 INNOVATION

B7 COMPACT SERIES

ENCLOSURES

B7EP

B7EQ

Class I, Div. 1 & 2, Groups B,C,D
Class I, Zones 1 & 2, Groups IIB+ H2, IIA
Class II, Div. 1 & 2, Groups E,F,G①
Class III
NEMA 3, 4, 4X, 7(B,C,D) 9(E,F,G)

C US **Certified - File LR11716**

FEATURES-SPECIFICATIONS

Applications

The PRISM® B7 Series of enclosures are used in:

- Locations made hazardous due to the presence of flammable gasses or vapors combustible dust, fibers and flyings, and areas which are subject to corrosion, weather and dampness
- Petroleum Refineries, Chemical and Petrochemical plants with indoor and outdoor processes

Provided as blank enclosures or with factory modifications such as openings for "G Series" operators, conduit entries (NPT and metric), drains and breathers and terminal blocks.

Features

- Compact size enclosures for application flexibility
- NEMA 4, 4X rated - providing protection from hose directed water & corrosion
- Fewer cover bolts reduce installation and maintenance time
- Removable ductile mounting lugs adjust to irregular mounting surfaces
- See pages C40 - C49 for "G Series" control operators and accessories
- Use 'long style' operators

Standard Materials /Finish

- Enclosures: Copper-free aluminum (less than 4/10 of 1% copper content)
- Cover Bolts: 316 Stainless Steel
- O-ring Gasket: Silicone
- Finish: Grey Powder Polyester painted exterior, electrostatically applied.

MODIFICATIONS	
SUFFIX NUMBER	DESCRIPTION
KIT-251	100 amp ground lug
SU-2	Hinge-9 Installed
SU3*	Drain & Breather installed (NEMA 7CD)
SU3B*	Drain & Breather installed (NEMA 7BCD)
SU9	Special paint finish
SU14	Fungus proofing of enclosure

**NOTE: The installation of a Drain & Breather will void the NEMA 4-4X ratings of enclosure.*

CATALOG NUMBER ENCLOSURE ONLY	MAX. # OPERATORS	CENTER TO CENTER SPACING	MAX. CONDUIT SIZE
B7EP	2	2-1/2	1"
B7EQ	4	2-1/2	1-1/2"

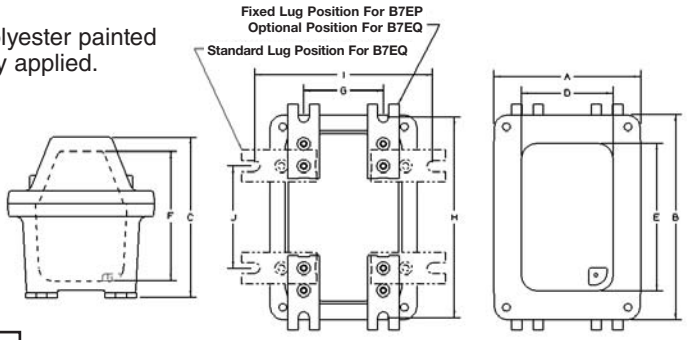

DIMENSIONS

CATALOG NUMBER	OUTSIDE BOX DIMENSIONS			NOMINAL INSIDE BOX			MOUNTING DIMENSIONS			
	A	B	C	D	E	F	G	H	I	J
B7EP	5-3/4	8-1/16	6-5/16	3-5/8	5-13/16	5-1/16	3-1/8	8-1/8	-	-
B7EQ	8-1/8	13-1/16	7-13/16	4-1/4	9-3/16	6-5/16	2-1/2	11-3/8	6-3/8	7-1/2

HUBBELL®
KILLARK®

B7 COMPACT SERIES

DISCONNECT SWITCHES

B7NFD1

B7NFD2

Class I, Div. 1 & 2, Groups B,C,D
Class I, Zones 1 & 2, Groups IIB+ H2, IIA
Class II, Div. 1 & 2, Groups E,F,G①
Class III
NEMA 3, 4, 4X, 7(B,C,D) 9(E,F,G)

c US **Certified - File LR11714**

FEATURES-SPECIFICATIONS

Applications

The PRISM® B7 Series of non-fused disconnect switches are used:

- In locations made hazardous due to the presence of flammable gasses or vapors or ignitable dusts, fibers and flyings.
- Outdoors or indoors in damp, wet and dirty locations, or in areas where frequent washdowns, heavy rain or water spray routinely occurs.
- Use as motor circuit disconnect.

PRISM® enclosures universal design accomodates the following manufacturers switches as standard:

- Advance Controls 14046 Series
- Allen-Bradley 194E Series (B7NFD1 only)
- ABB OT Series
- Cutler-Hammer C362N Series
- Sprecher + Schuh LA7

Advance Controls © Advance Controls Inc.
Allen-Bradley © Rockwell Automation
ABB © Tne ABB Group
Cutler-Hammer © Eaton Corporation
Sprecher + Schuh © Sprecher + Schuh

Features

- Compact size enclosures provide application flexibility with cost savings over industry standard sizes
- Fewer cover bolts reduces installation and maintenance time
- Gasketed flange with O-ring located in side bolt circle to seal out moisture
- Rotary handle style operating mechanism with lockout provision as standard
- Removable ductile mounting lugs adjust to irregular mounting surfaces
- Bodies have top and bottom drilled and tapped conduit entrances for power connection, with custom openings available
- ABB UL98 certified switch supplied for 30-100 Amp units

ADAPTER KIT

- Required for Allen-Bradley and Sprecher + Schuh disconnects Order separately B7KIT - NRW

Standard Materials /Finish

- Enclosures: Copper-free aluminum (less than 4/10 of 1% copper content)
- Cover Bolts: 316 Stainless Steel
- O-ring Gasket: Silicone
- Finish: Grey Powder Polyester painted exterior, electrostatically applied.
- Electrical rating: 600VAC, 30 - 100 Amp

MODIFICATIONS	
SUFFIX NUMBER	DESCRIPTION
KIT-251	100 amp ground lug
SU-2	Hinge-9 Installed
SU3*	Drain & Breather installed (NEMA 7CD)
SU3B*	Drain & Breather installed (NEMA 7BCD)
SU9	Special paint finish
A	1 NC+1NO Auxiliary
B7SPNPT	Change std. conduit size and location
SU14	Fungus proofing of enclosures

**NOTE: The installation of a Drain & Breather will void the NEMA 4-4X ratings of enclosure.*

CATALOG NUMBER		SWITCH	SINGLE PHASE HP		THREE PHASE HP				DC HP	WIRE	CONDUIT
ENCLOSURE ONLY	W/ABB	AMPS / PHASE	120VAC	230VAC	208VAC	230VAC	480VAC	600VAC	230VDC	SIZE**	SIZES
B7NFD1	B7NFD13A	30 / 3P	2	5	10	10	20	30	1	#14-10	1 NPT
B7NFD2	B7NFD26A	60 / 3P	3	7.5	20	20	40	40	10	#14-4	1-1/2 NPT
B7NFD2	B7NFD21A	100 / 3P	5	15	25	30	50	50	20	#8-1	1-1/2 NPT

** Use MN. 75ºC wire

DIMENSIONS

Enclosure	OUTSIDE BOX DIMENSIONS			NOMINAL INSIDE BOX			MOUNTING DIMENSIONS				
	A	B	C	D	E	F	G	H	I	J	K
B7NFD1	5-3/4	8-1/16	6-5/16	3-5/8	5-13/16	5-1/16	3-1/8	8-1/8	-	-	1-1/4
B7NFD2	8-1/8	13-1/16	7-13/16	4-1/4	9-3/16	6-5/16	2-1/2	11-3/8	6-3/8	7-1/2	1-13/16

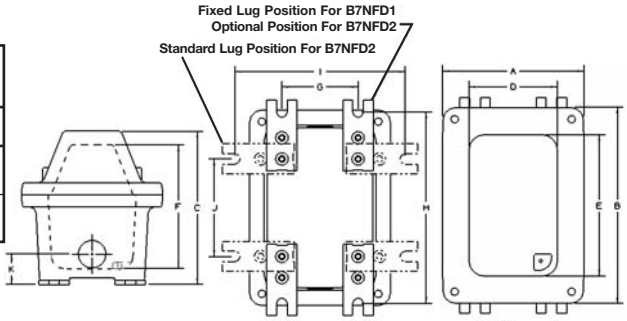

HUBBELL®
KILLARK®

B7 COMPACT SERIES

IEC MANUAL STARTERS

B7MS1P
PUSH BUTTON STYLE

B7MS2R
ROTARY STYLE

Class I, Div. 1 & 2, Groups B,C,D
Class I, Zones 1 & 2, Groups IIB+H_2, IIA
Class II, Div. 1 & 2, Groups E,F,G①
Class III, Div. 1 & 2
NEMA 3, 4, 4X, 7(B,C,D) 9(E,F,G)

C US **Certified - File LR11714**

FEATURES-SPECIFICATIONS

Applications

The PRISM® B7MS Series of non-reversing, manual line voltage starters and enclosures are suitable for use in applications requiring manual across-the-line starting and stopping of small single and polyphase AC motors, and where overload protection is needed. Manual starters are generally used on small machine tools, fans and blowers, pumps, compressors, and conveyors as well as many other types of electrical equipment.

PRISM® enclosures universal design accommodates, as standard, IEC starter manufacturers including Square D, Cutler-Hammer, ABB, Siemens, Moeller, Sprecher + Schuh, Allen-Bradley and Advance Controls.

Square D © Schneider Electric
Siemens © Siemens AG
Moeller © Moeller Electric Corp.
See previous page of brochure for copyrights of other brands referenced.

When ordered with starters, ABB or Square D supplied.

Features

- Compact size enclosures provide application flexibility with cost savings over industry standard sizes
- NEMA 4, 4X rated - providing protection from hose directed water and corrosion
- Pre-drilled to facilitate easy field installation of starters
- 2 operating styles, rotary or push button, including lock-out provision.
- Provisions for drain and breather
- Bi-directional ductile mounting lugs
- Two NPT conduit openings provided as standard, with custom openings on request

Electrical Rating

- Starters rated 600V, 3 phase up to 50HP

Standard Materials /Finish

- Enclosures: Copper-free aluminum (less than 4/10 of 1% copper content)
- Cover Bolts: 316 Stainless Steel
- O-ring Gasket: Silicone
- Finish: Grey Powder Polyester painted exterior, electrostatically applied

MODIFICATIONS	
SUFFIX NUMBER	DESCRIPTION
KIT-251	100 amp ground lug
A	Auxiliary contacts 1 NO + 1 NC
SU-2	Hinge-9 Installed
SU3*	Drain & Breather installed (NEMA 7CD)
SU3B*	Drain & Breather installed (NEMA 7BCD)
B7SPNPT	Change Std. conduit size and location
SU9	Special paint finish
SU14	Fungus proofing of enclosures

**NOTE: The installation of a Drain & Breather will void the NEMA 4-4X rating of enclosure.*

Catalog Logic

B7MS 1 R S 1 A

Constant for Series

Enclosure Size
1 = B7EP
2 = B7EQ

Operating Device
R = Rotary
P = Push Buttons

Starter Manufacturer to be supplied
S = Square D
A = ABB
Blank = Enclosure only

Horsepower (FLA) of starter

Accessories
A = Aux. Contacts NO + NC

DIMENSIONS

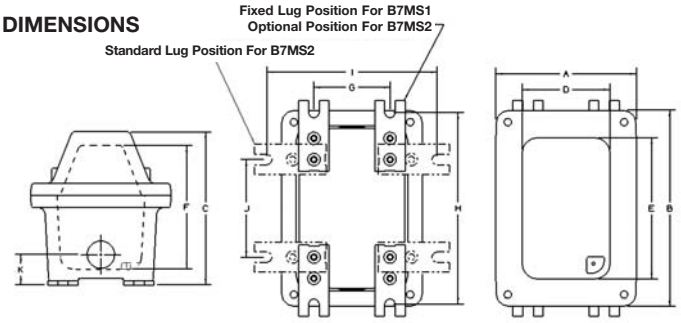

Enclosure	OUTSIDE BOX DIMENSIONS			NOMINAL INSIDE BOX			MOUNTING DIMENSIONS					CONDUIT SIZE
	A	B	C	D	E	F	G	H	I	J	K	-
B7MS1	5-3/4	8-1/16	6-5/16	3-5/8	5-13/16	5-1/16	3-1/8	8-1/8	-	-	1-1/4	1
B7MS2	8-1/8	13-1/16	7-13/16	4-1/4	9-13/16	6-5/16	2-1/2	11-3/8	6-3/8	7-1/2	1-13/16	1-1/2

HUBBELL
KILLARK

IEC MANUAL STARTERS

B7MS - ROTARY STYLE WITH ABB MS325 & MS450 SERIES

	CATALOG NUMBER	ADJUSTMENT RANGE FLA	SINGLE PHASE HP 120V	SINGLE PHASE HP 230V	THREE PHASE HP 200V-208V	THREE PHASE HP 230V	THREE PHASE HP 480V	THREE PHASE HP 600V
ENCLOSURE WITHOUT STARTER	B7MS1RA-1	0.63 - 1.0					0.5	0.5
	B7MS1RA-2	1.0 - 1.6		0.1			0.75	0.75
	B7MS1RA-3	1.6 - 2.5		0.167		0.5	1	1.5
	B7MS1RA-4	2.5 - 4.0	0.125	0.33		1	2	3
B7MS1R	B7MS1RA-5	4.0 - 6.3	0.25	0.5		1.5	3	5
	B7MS1RA-6	6.3 - 9.0	0.33	1		2.5	5	7.5
	B7MS1RA-7	9.0 - 12.5	0.5	2		3	7.5	10
	B7MS1RA-8	12.5 - 16.0	1	2.5		5	10	10
	B7MS1RA-9	16.0 - 20.0	1.5	3		5	10	15
	B7MS1RA-10	20.0 - 25.0	2	3		7.5	15	20
ENCLOSURE WITHOUT STARTER	B7MS2RA-12	11 - 16	1	3	5	5	10	15
	B7MS2RA-13	14 - 20	1.5	3	5	7.5	15	20
	B7MS2RA-14	18 - 25	2	5	7.5	10	20	25
B7MS2RA FOR USE WITH ABB ONLY	B7MS2RA-15	22 - 32	3	5	10	10	25	30
	B7MS2RA-16	28 - 40	3	7.5	15	15	30	40
	B7MS2RA-17	36 - 45	5	7.5	15	15	30	40
	B7MS2RA-18	40 - 50	5	10	15	20	40	50

B7MS - PUSH BUTTON STYLE SQUARE D GV2 SERIES

	CATALOG NUMBER	ADJUSTMENT RANGE FLA	SINGLE PHASE HP 120V	SINGLE PHASE HP 230V	THREE PHASE HP 200V-208V	THREE PHASE HP 230V	THREE PHASE HP 480V	THREE PHASE HP 600V
ENCLOSURE WITHOUT STARTER	B7MS1PS-1	0.63 - 1.0					0.5	0.5
	B7MS1PS-2	1.0 - 1.6		0.1			0.75	1
	B7MS1PS-3	1.6 - 2.5		0.167	0.5	0.5	1	1.5
	B7MS1PS-4	2.5 - 4.0	0.125	0.33	0.75	1	2	3
	B7MS1PS-5	4.0 - 6.3	0.25	0.5	1.5	1.5	3	5
B7MS1P*	B7MS1PS-6	6.0 - 10.0	0.5	1.5	2	3	5	7.5
	B7MS1PS-7	9.0 - 14.0	0.75	2	3	3	10	10
	B7MS1PS-8	13.0 - 18.0	1	3	5	5	10	15
	B7MS1PS-9	17.0 - 23.0	1.5	3	5	7.5	15	20
	B7MS1PS-10	20.0 - 25.0	2	3	5	7.5	15	20
	B7MS1PS-11	24.0 - 32.0	2	5	10	10	20	30
ENCLOSURE WITHOUT STARTER B7MS2P	B7MS2PS-12	10.0 - 16.0	1	2	3	5	10	10
	B7MS2PS-14	16.0 - 25.0	2	3	5	7.5	15	20
	B7MS2PS-16	25.0 - 40.0	3	7.5	10	10	25	30
	B7MS2PS-18	40.0 - 63.0	5	10	20	20	40	50

B7MS - ROTARY STYLE WITH SQUARE D GV2 & GV3 SERIES

	CATALOG NUMBER	ADJUSTMENT RANGE FLA	SINGLE PHASE HP 120V	SINGLE PHASE HP 230V	THREE PHASE HP 200V-208V	THREE PHASE HP 230V	THREE PHASE HP 480V	THREE PHASE HP 600V
ENCLOSURE WITHOUT STARTER	B7MS1RS-1	0.63 - 1.0					0.5	0.5
	B7MS1RS-2	1.0 - 1.6		0.1			0.75	1
	B7MS1RS-3	1.6 - 2.5		0.167	0.5	0.5	1	1.5
	B7MS1RS-4	2.5 - 4.0	0.125	0.33	0.75	1	2	3
	B7MS1RS-5	4.0 - 6.3	0.25	0.5	1.5	1.5	3	5
	B7MS1RS-6	6.0 - 10.0	0.5	1.5	2	3	5	7.5
B7MS1R	B7MS1RS-7	9.0 - 14.0	0.75	2	3	3	10	10
	B7MS1RS-8	13.0 - 18.0	1	3	5	5	10	15
	B7MS1RS-9	17.0 - 23.0	1.5	3	5	7.5	15	20
	B7MS1RS-10	20.0 - 25.0	2	3	5	7.5	15	20
	B7MS1RS-11	24.0 - 32.0	2	5	10	10	20	30
ENCLOSURE WITHOUT STARTER	B7MS2RS-12	9.0 - 13	1	2	3	3	7.5	10
	B7MS2RS-13	12.0 - 18.0	1	3	5	5	10	15
	B7MS2RS-14	17.0 - 25.0	2	3	7.5	7.5	15	20
	B7MS2RS-15	23.0 - 32.0	2	5	10	10	20	30
B7MS2R	B7MS2RS-16	30.0 - 40.0	3	5	10	10	30	30
	B7MS2RS-17	37.0 - 50.0	3	7.5	15	15	40	40
	B7MS2RS-18	48.0 - 65.0	5	10	20	20	50	50

B7MS1R - For use with ABB MS116 & MS325 Automation Direct BM3 Cutler-Hammer XTPR Moeller PKZMO Seimens 3RV Sprecher + Schuh KTA7 SQ D Telemecanique GV2P

B7MS2R - For use with Automation Direct BM3 SQ D Telemecanique GV3P

B7MS2RA - For use with ABB MS450

B7MS1P - For use with Cutler-Hammer XTPB Moeller PKZMO1 SQ D Telemecanique GV2ME

B7MS2P - For use with SQ D Telemecanique GV3ME

*** B7MS1PRW** - (enclosure without starter) For use with Allen-Bradley 140 Sorecher + Schuh KT4

B7 COMPACT SERIES

NEMA MANUAL STARTERS

B7MSN2P

INTERNAL VIEW

Class I, Div. 1 & 2, Groups B,C,D
Class I, Zones 1 & 2, Groups IIB+H_2, IIA
Class II, Div. 1 & 2, Groups E,F,G①
Class III, Div. 1 & 2
NEMA 3, 4, 4X, 7(B,C,D) 9(E,F,G)

C US **Certified - File LR11714**

FEATURES-SPECIFICATIONS

Applications

The PRISM® B7MSN Series of non-reversing, manual line voltage starters and enclosures are suitable for use in applications requiring manual across-the-line starting and stopping of small single and polyphase AC motors, and where overload protection is needed. Manual starters are generally used on small machine tools, fans and blowers, pumps, compressors, and conveyors as well as many other types of electrical equipment.

PRISM® enclosures universal design accommodates, as standard, starter manufacturers including
- Allen-Bradley 609 Series
- Cutler-Hammer B100M Series
- GE CR106 Series
- Square D 2510M Series

Allen Bradley © Rockwell Automation
Cutler-Hammer © Eaton Corporation
GE © General Electric Company
Square D © Schneider Electric

Features

- Compact size enclosures provide application flexibility with cost savings over industry standard sizes
- NEMA 4, 4X rated - providing protection from hose directed water and corrosion
- Pre-drilled to facilitate easy field installation of starters
- Large double green/red start-stop push buttons
- Can be pad locked in "OFF" position
- Provisions for drain and breather
- Bi-directional ductile mounting lugs
- Two 1-1/2" NPT conduit openings provided as standard, with custom open ings on request

Electrical Rating

NEMA starter sizes 0, 1, 1-1/2 FVNR;
2 pole single phase = 230 VAC
3 pole three phase = 600 VAC
2 pole VDC = 230 VDC

Overload Heaters

Heaters are not included, see next page.

Standard Materials /Finish

- Enclosures: Copper-free aluminum (less than 4/10 of 1% copper content)
- Cover Bolts: 316 Stainless Steel
- O-ring Gasket: Silicone
- Finish: Grey Powder Polyester painted exterior, electrostatically applied

MODIFICATIONS	
SUFFIX NUMBER	DESCRIPTION
KIT-251	100 amp ground lug
AO	Aux. contact NO only
AC	Aux. contact NC only
SU-2	Hinge-9 Installed
SU3*	Drain & Breather installed (NEMA 7CD)
SU3B*	Drain & Breather installed (NEMA 7BCD)
B7SPNPT	Change Std. conduit size and location
SU9	Special paint finish
SU14	Fungus proofing of enclosures

**NOTE: The installation of a Drain & Breather will void the NEMA 4-4X rating of enclosure.*

CATALOG NUMBER			SIZE/PHASE	SINGLE PHASE HP		THREE PHASE				DC HP	
ENCLOSURE	W/CUTLER-HAMMER	W/SQUARE D		120VAC	230VAC	208VAC	230VAC	480VAC**	600VAC	115DC	230VDC
B7MSN2P	B7MSN2PC0B	B7MSN2PS0B	M-0 2P	1	2					1 CH	1.5 CH
	B7MSN2PC1B	B7MSN2PS1B	M-1 2P	2	3					1.5 CH	2 CH
		B7MSN2PSDB	M-1P 2P	3	5						
	B7MSN2PC0C	B7MSN2PS0C	M-0 3P			3	3	5	5		
	B7MSN2PC1C	B7MSN2PS1C	M-1 3P			7.5	7.5	10	10		
		B7MSN2PS0V	M-0 2P VDC							1	1.5
		B7MSN2PS1V	M-1 2P VDC							1.5	2

** = INCLUDES 380VAC CH = CUTLER-HAMMER ONLY

Enclosure	OUTSIDE BOX DIMENSIONS			NOMINAL INSIDE BOX			MOUNTING DIMENSIONS				
	A	B	C	D	E	F	G	H	I	J	K
B7MSN2P	8-1/8	13-1/16	7-13/16	4-1/4	9-3/16	6-5/16	2-1/2	11-3/8	6-3/8	7-1/2	1-13/16

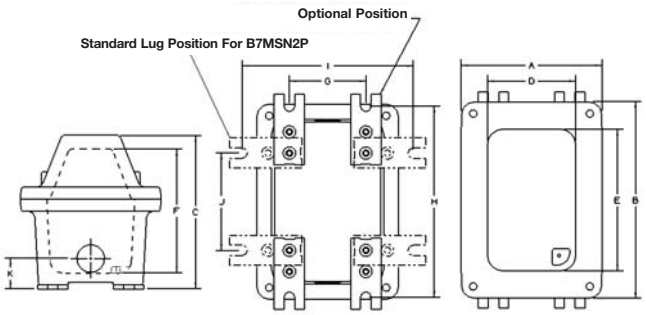

HUBBELL
KILLARK®

B7MSN Heater Selection① Square D 2510M Only		
Motor Full Load AMPS @ 40°C		
Size 0		
CATALOG NUMBER	SINGLE PHASE	THREE PHASE
KB044	0.33 - 0.36	0.29 - 0.32
KB051	0.37 - 0.40	0.33 - 0.36
KB057	0.41 - 0.45	0.37 - 0.39
KB063	0.46 - 0.52	0.40 - 0.47
KB071	0.53 - 0.59	0.48 - 0.56
KB081	0.60 - 0.66	0.57 - 0.63
KB092	0.67 - 0.73	0.64 - 0.69
KB103	0.74 - 0.81	0.70 - 0.77
KB116	0.82 - 0.91	0.78 - 0.86
KB130	0.92 - 1.02	0.87 - 0.96
KB145	1.03 - 1.14	0.97 - 1.11
KB167	1.15 - 1.29	1.12 - 1.23
KB188	1.20 - 1.42	1.24 - 1.37
KB210	1.43 - 1.64	1.38 - 1.55
KB240	1.65 - 1.80	1.56 - 1.75
KB265	1.81 - 2.10	1.76 - 1.92
KB300	2.11 - 2.30	1.93 - 2.16
KB330	2.31 - 2.61	2.17 - 2.50
KB370	2.62 - 2.99	2.51 - 2.81
KB415	3.00 - 3.37	2.82 - 3.16
KB485	3.38 - 3.94	3.17 - 3.40
KB550	3.95 - 4.24	3.41 - 3.76
KB625	4.25 - 4.54	3.77 - 4.00
KB690	4.55 - 5.29	4.01 - 4.68
KB770	5.30 - 5.73	4.69 - 5.18
KB820	5.74 - 6.35	5.19 - 5.51
KB910	6.36 - 7.08	5.52 - 6.19
KB102	7.09 - 7.83	6.20 - 7.12
KB115	7.84 - 8.47	7.13 - 8.15
KB128	8.48 - 9.83	8.16 - 8.60
KB014	9.84 - 10.5	8.61 - 9.21
KB155	10.6 - 11.4	9.22 - 10.1
KB175	11.5 - 12.8	10.2 - 11.2
KB195	12.9 - 13.9	11.3 - 12.0
KB022	14.0 - 16.1	-----
KB025	16.2 - 18.0	-----
SIZE 1 & 1P	SIZE 1 & 1P	SIZE 1 & 1P
KB195	-----	11.3 - 12.1
KB022	-----	12.2 - 13.6
KB025	16.2 - 17.6	13.7 - 15.3
KB280	17.7 - 20.6	15.4 - 17.3
KB032	20.7 - 23.1	17.4 - 19.1
KB036	23.2 - 26.0	19.2 - 21.7
KB040	-----	21.8 - 24.2
KB045	-----	24.3 - 26.0
SIZE 1P	SIZE 1P	SIZE 1P
KB036	23.2 - 27.1	-----
KB040	27.2 - 29.2	-----
KB045	29.3 - 33.0	-----
KB050	33.1 - 36.0	-----

① *Select heater element based on motor nameplate listed full load amps. Trip rating of element is 125% of motor minimum F.L.A. listed for the element*

Catalog Logic

B7MSN 2 P C 1 B A

Constant for Series

Enclosure Size
2 = B7EQ

Operating Device
P = Push Buttons

Starter Manufacturer
C = Cutler-Hammer
S = Square D
Blank = Enclosure only

NEMA Size
O = Size Ø 1 = Size 1 D = Size 1-1/2

Number of Poles
B = 2 Pole 1 Ø (Cutler-Hammer, Sq.D only)
C = 3 Pole 3 Ø
V = 2 Pole DC

Accessories
AO = NO Aux. Contact AC = NC Aux. Contact

B7MSN Heater Selections CUTLER-HAMMER

CATALOG NUMBER	MOTOR FULL-LOAD AMPS @ 40°C		CUTLER-HAMMER CODEMARK	CATALOG NUMBER	MOTOR FULL-LOAD AMPS @ 40°C		CUTLER-HAMMER CODEMARK
	SINGLE PHASE	THREE PHASE			SINGLE PHASE	THREE PHASE	
YOWEA200-FH03	.28-.29	.25-.26	FH03	YOWEA200-FH30	4.04-4.40	3.54-3.86	FH30
YOWEA200-FH04	.30-.33	.27-.29	FH04	YOWEA200-FH31	4.41-4.81	3.87-4.22	FH31
YOWEA200-FH05	.34-.36	.30 .32	FH05	YOWEA200-FH32	4.82 -5.26	4.23 -4.61	FH32
YOWEA200-FH06	.37-.40	.33-.35	FH07	YOWEA200-FH33	5.27-5.74	4.62-5.03	FH33
YOWEA200-FH07	.41-.45	.36-.39-	FH07	YOWEA200-FH34	5.75-6.25	5.04-5.49	FH34
YOWEA200-FH08	.46-.50	.40-.44	FH08	YOWEA200-FH35	6.27-6.83	5.50-5.99	FH35
YOWEA200-FH09	.51-.56	.45-.49	FH09	YOWEA200-FH36	6.84-7.45	6.00-6.53	FH36
YOWEA200-FH10	.57-.63	.50-.55	FH10	YOWEA200-FH37	7.46-8.11	6.54-7.11	FH37
YOWEA200-FH11	.64-.70	.56-.61	FH11	YOWEA200-FH38	8.12 -8.81	7.12 -7.73	FH38
YOWEA200-FH12	.71-.78	.62-.68	FH12	YOWEA200-FH39	8.82-9.58	7.74-8.40	FH39
YOWEA200-FH13	.79-.86	.69-.75	FH13	YOWEA200-FH40	9.59-10.40	8.41-9.12	FH40
YOWEA200-FH14	.87-.95	.76-.83	FH14	YOWEA200-FH41	10.41-11.3	9.13-9.89	FH41
YOWEA200-FH15	.96-1.04	.84-.91	FH15	YOWEA200-FH42	11.4-12.2	9.9-10.7	FH42
YOWEA200-FH16	1.05-1.14	.92-1.00	FH16	YOWEA200-FH43	12.3-13.5	10.8-11.8	FH43
YOWEA200-FH17	1.15-1.25	1.01-1.10	FH17	YOWEA200-FH44	13.6-14.9	11.9-13.0	FH44
YOWEA200-FH18	1.26-1.39	1.11-1.22	FH18	YOWEA200-FH45	15.0-16.0	13.1-14.0	FH45
YOWEA200-FH19	1.40-1.54	1.23-1.35	FH19	YOWEA200-FH46	16.1-17.1	14.1-15.0	FH46
YOWEA200-FH20	1.55-1.71	1.36-1.50	FH20	YOWEA200-FH47	17.2-18.3	15.1-16.1	FH47
YOWEA200-FH21	1.72-1.89	1.51-1.66	FH21	YOWEA200-FH48	18.4-19.7	16.2-17.3	FH48
YOWEA200-FH22	1.90-2.10	1.67-1.84	FH22	YOWEA200-FH49	19.8-21.2	17.4-18.6	FH49
YOWEA200-FH23	2.11-2.32	1.85-2.03	FH23	YOWEA200-FH50	21.3-22.8	18.7-20.0	FH50
YOWEA200-FH24	2.33-2.54	2.04-2.23	FH24	YOWEA200-FH51	22.9-24.5	20.1-21.5	FH51
YOWEA200-FH25	2.55-2.79	2.24-2.45	FH25	YOWEA200-FH52	24.6-26.4	21.6-23.2	FH52
YOWEA200-FH26	2.80-3.07	2.46-2.69	FH26	YOWEA200-FH53	26.5-28.5	23.2-25.0	FH53
YOWEA200-FH27	3.08-3.36	2.70-2.95	FH27	YOWEA200-FH54	28.6-30.8	25.1-26.8	FH54
YOWEA200-FH28	3.37-3.68	2.96-3.23	FH28	YOWEA200-FH55	30.9-33.3	— —	FH55
YOWEA200-FH29	3.69-4.03	3.24-3.53	FH29	YOWEA200-FH56	33.4-36.0	— —	FH56
				YOWEA200-FH57	36.1-38.9	— —	FH57