

PRODUCT INFORMATION PACKET



Model No: C42C34FB3C

Catalog No: 092112.00

1/4HP..3450RPM.42.TEFC.115/208-230V.1PH.60HZ.CONT.NOT.40C.1.15SF.RIGID.GENERAL
PURPOSE.C42C34FB3C

Totally Enclosed Fan Cooled (TEFC)



Regal and Leeson are trademarks of Regal Beloit Corporation or one of its affiliated companies.

©2018 Regal Beloit Corporation, All Rights Reserved. MC017097E





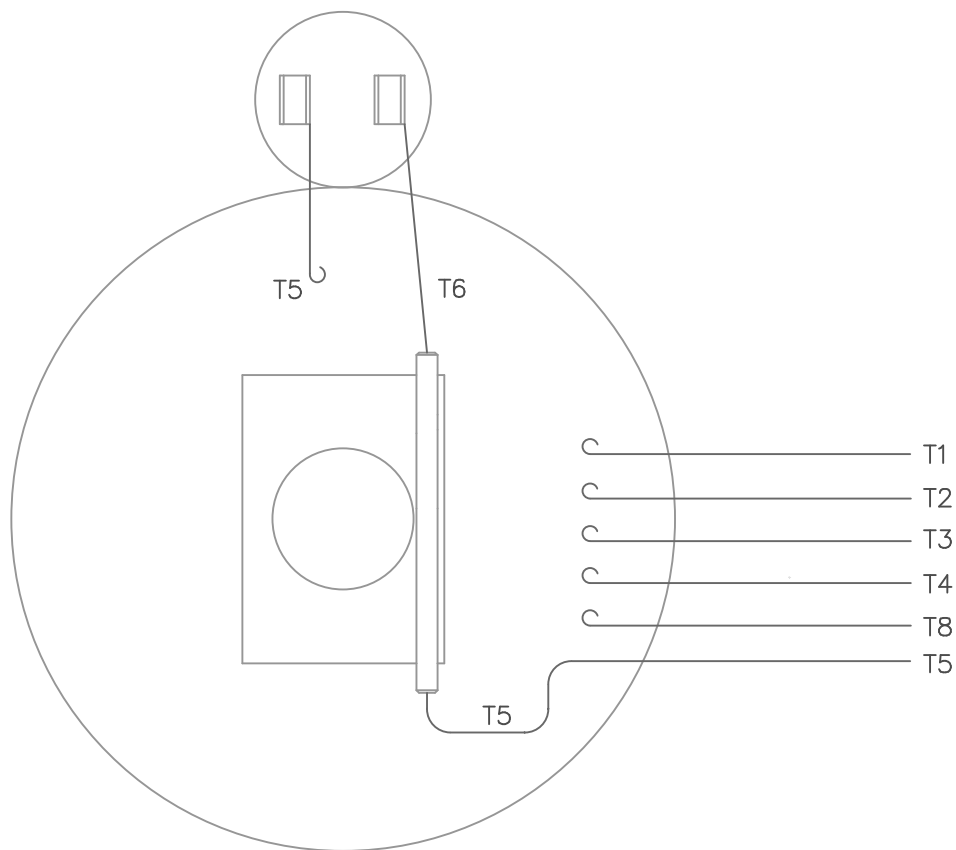
Nameplate Specifications

Output HP	0.25 Hp	Output KW	0.19 kW
Frequency	60 Hz	Voltage	115/208-230 V
Current	4.2/2.1 A	Speed	3450 rpm
Service Factor	1.15	Phase	1
Efficiency	56 %	Duty	Continuous
Insulation Class	B	Design Code	L
KVA Code	M	Frame	42
Enclosure	Totally Enclosed Fan Cooled	Overload Protector	No
Ambient Temperature	40 °C	Drive End Bearing Size	6203
Opp Drive End Bearing Size	6203	UL	Recognized
CSA	Y	CE	N
IP Code	43		

Technical Specifications

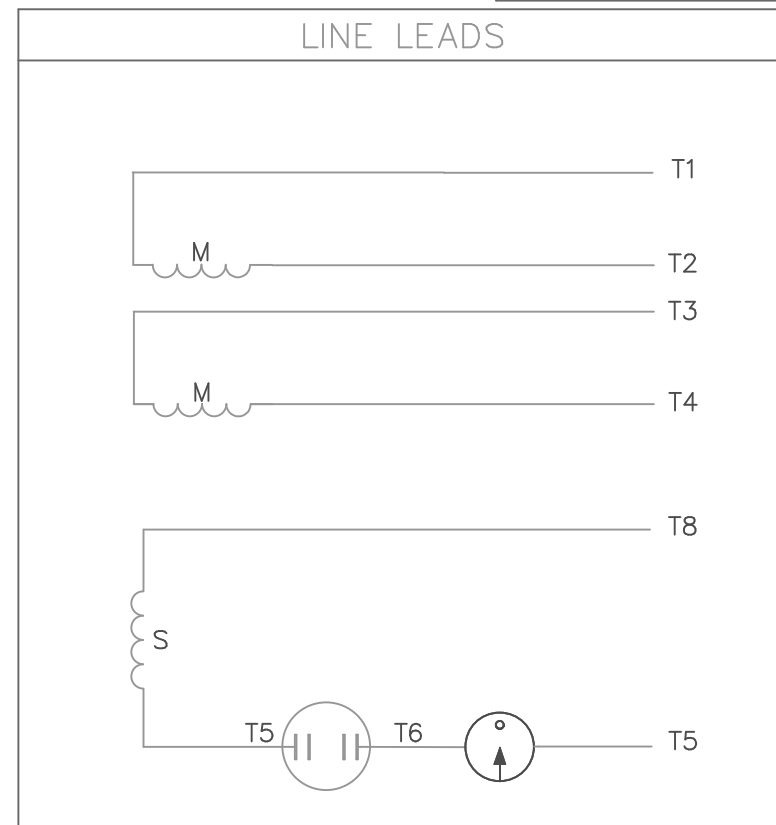
Electrical Type	Capacitor Start Induction Run	Starting Method	Across The Line
Poles	2	Rotation	Selective Counterclockwise
Mounting	Rigid base	Motor Orientation	HORIZONTAL
Drive End Bearing	BALL	Opp Drive End Bearing	BALL
Frame Material	Rolled Steel	Shaft Type	Single Special Extension
Overall Length	9.94 in	Frame Length	6.50 in
Shaft Diameter	0.375 in	Shaft Extension	1.12 in
Assembly/Box Mounting	F1 ONLY		
Outline Drawing	027616-R42	Connection Diagram	005312.01

VIEW FROM OUTSIDE OF MOTOR AT SWITCH END.



ALL CONNECTIONS ON STATIONARY SWITCH ARE SOLDERED

GEARMOTORS
2-STAGE REF. DECAL 004012
3-STAGE REF. DECAL 081062



	ROTATION FACING LEAD END	L1	L2	JOIN
HIGH VOLT	C.C.W.	T1	T4 T5	T2, T3 T8
	C.W.	T1	T4 T8	T2, T3 T5
LOW VOLT	C.C.W.	T1, T3 T8	T2, T4 T5	---
	C.W.	T1, T3 T5	T2, T4 T8	---

06	ADDED GEARMOTOR NOTE	KMM	04/04/02	TOLERANCES UNLESS OTHERWISE SPECIFIED	
05	UPDATED TO CURRENT STANDARDS	MDN	2/16/00	DECIMALS	
04	ADDED PAGE 6	PG	4/5/94	.00	± .01
03	ADDED PAGE 4 AND 5	MJS	4/7/93	.000	± .005
02	CHANGED TO SOLDERED LEADS	KAZ	7/2/92	.0000	± .0005
01	ADDED PAGE 2 AND 3	DLL	8/23/90	FRACTIONS	± 1/64
NO.	REVISION	BY	DATE	ANGLES	± 1/2°
				INCH/MM	

LEESON ELECTRIC CORPORATION

EXT. WIRING DIAGRAM
TYPE "C" W/O PROTECTOR

42 - FRAME
DECAL - 004012

SCALE 1=1

REF. 005005-19

FINISH STANDARD

SIZE A

DRAWING NO. 005312-01

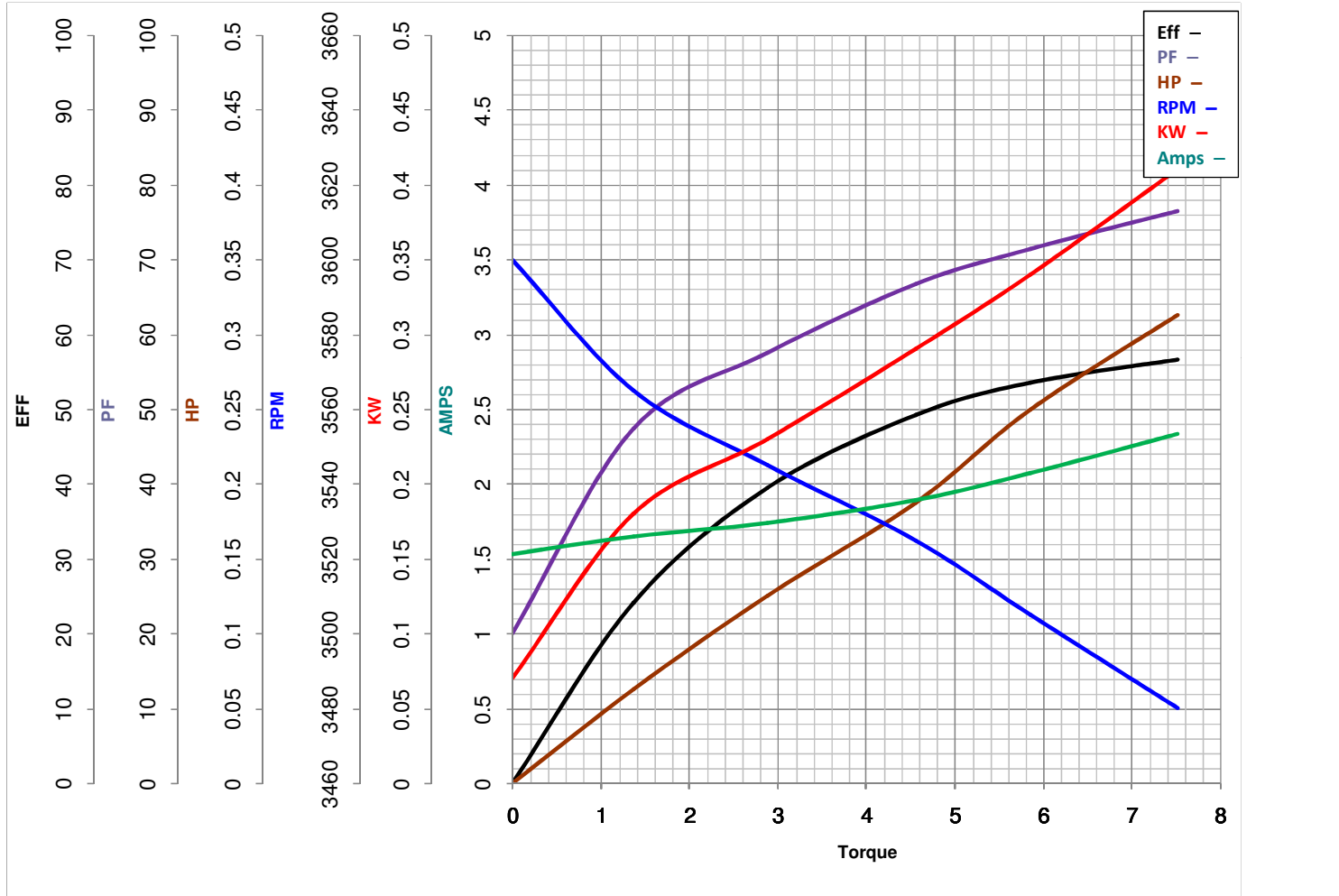


LEESON ELECTRIC CORPORATION
TYPICAL PERFORMANCE CURVE for AC MOTOR

Model No 092112.00

Catalog No 092112.00

Curve at 230 Volts HP 0.25 PHASE 1
60 HZ
0.25 HP VOLTS 115/208-230
HZ 60 RPM 3450



FL TORQUE	<u>5.86</u>	Oz.Ft	FL AMPS	<u>4.2/2.1</u>	
BD TORQUE	<u>24.6</u>	Oz.Ft	PU TORQUE	<u>28.2</u>	Oz.Ft
LR TORQUE	<u>19.88</u>	Oz.Ft	LR AMPS	<u>11.72</u>	
WINDING	C47226-3		Date	<u>7/17/2018</u>	