

# PRODUCT INFORMATION PACKET



Model No: C6T17DK7F  
Catalog No: 111326.00  
1/2HP..1725RPM.56.DP.230/460V.3PH.60HZ.CONT.NOT.40C.1.25SF.RIGID  
C.BRAKEMOTORS.C6T17DK7F  
Brake



Regal and Leeson are trademarks of Regal Beloit Corporation or one of its affiliated companies.  
©2018 Regal Beloit Corporation, All Rights Reserved. MC017097E



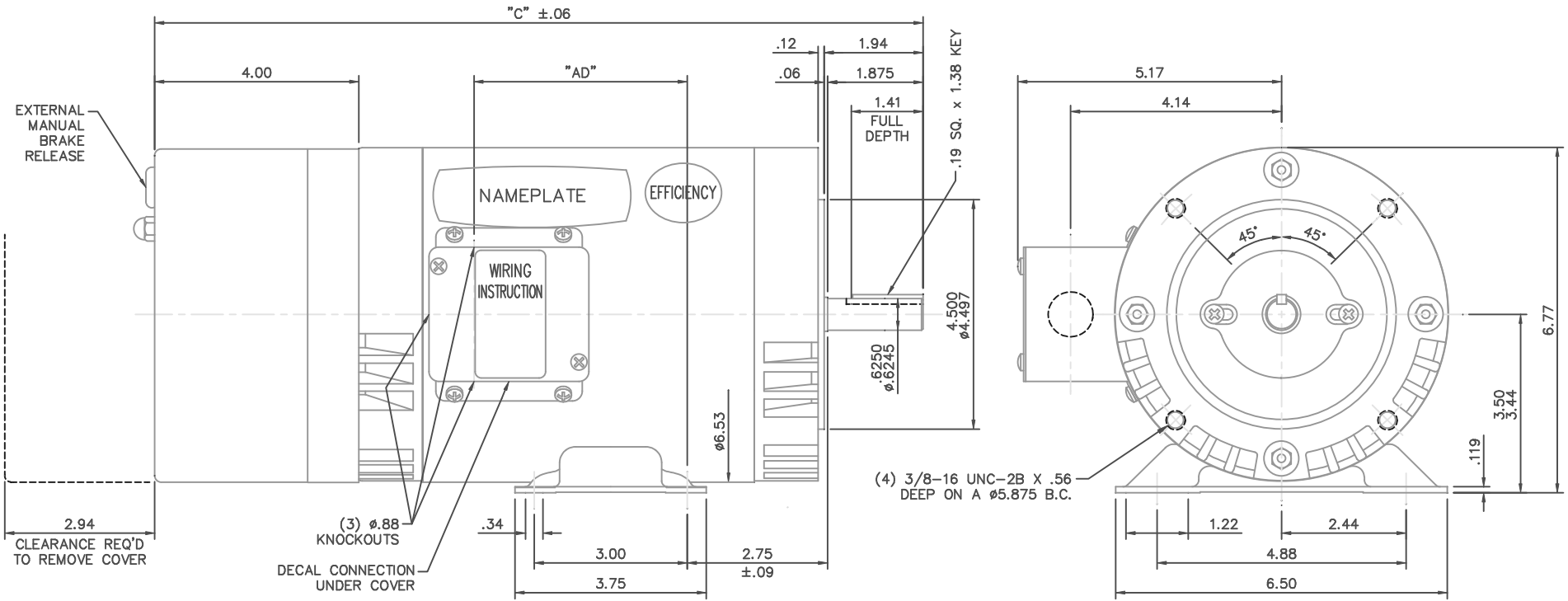


### Nameplate Specifications

Output HP	<b>0.50 Hp</b>	Output KW	<b>0.37 kW</b>
Frequency	<b>60 Hz</b>	Voltage	<b>208-230/460 V</b>
Current	<b>2.0/1.0 A</b>	Speed	<b>1725 rpm</b>
Service Factor	<b>1.25</b>	Phase	<b>3</b>
Efficiency	<b>74 %</b>	Duty	<b>Continuous</b>
Insulation Class	<b>B</b>	Design Code	<b>B</b>
KVA Code	<b>K</b>	Frame	<b>56C</b>
Enclosure	<b>Drip Proof</b>	Overload Protector	<b>No</b>
Ambient Temperature	<b>40 °C</b>	Drive End Bearing Size	<b>6203</b>
Opp Drive End Bearing Size	<b>6203</b>	UL	<b>Recognized</b>
CSA	<b>Y</b>	CE	<b>N</b>
IP Code	<b>22</b>		

### Technical Specifications

Electrical Type	<b>Squirrel Cage Induction Run</b>	Starting Method	<b>Across The Line</b>
Poles	<b>4</b>	Rotation	<b>Reversible</b>
Mounting	<b>Rigid base</b>	Motor Orientation	<b>HORIZONTAL</b>
Drive End Bearing	<b>BALL</b>	Opp Drive End Bearing	<b>BALL</b>
Frame Material	<b>Rolled Steel</b>	Shaft Type	<b>NEMA 56</b>
Overall Length	<b>13.56 in</b>	Frame Length	<b>5.00 in</b>
Shaft Diameter	<b>0.625 in</b>	Shaft Extension	<b>1.88 in</b>
Assembly/Box Mounting	<b>F1 ONLY</b>		
Outline Drawing	<b>028527-500</b>	Connection Diagram	<b>005010.15</b>

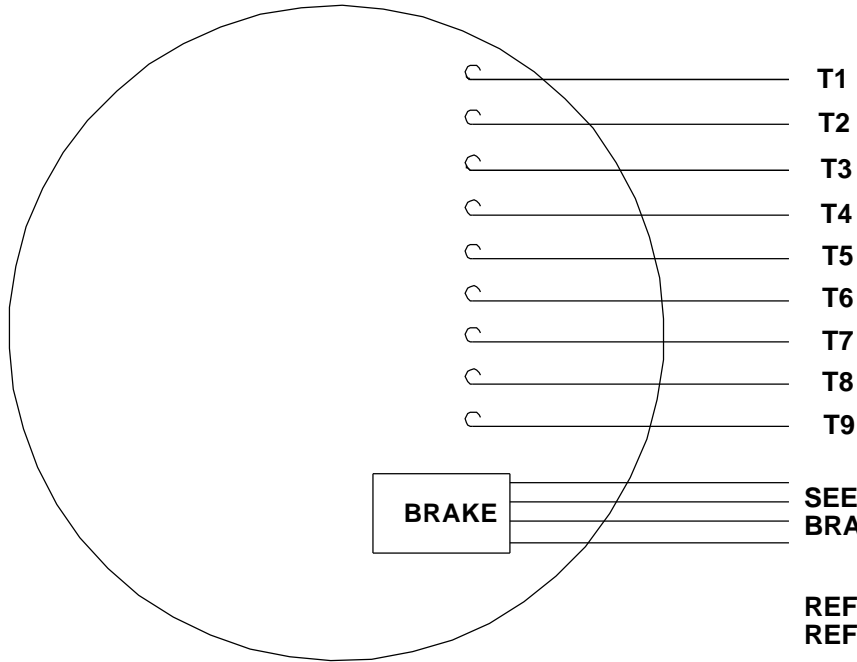


DASH NO.	"C"	"AD"
500	13.56	2.68
550	14.06	3.18
600	14.56	3.68
650	15.06	4.18
700	15.56	4.68

MAXIMUM FACE RUNOUT .004 T.I.R.  
 MAXIMUM PILOT ECCENTRICITY .004 T.I.R.  
 PERMISSIBLE SHAFT RUNOUT .002 T.I.R.

				TOLERANCES UNLESS SPECIFIED		LEESON	ELECTRIC MOTORS GEARMOTORS AND DRIVES	DRAWN R.L.W 06/12/03		
				DEC.	INCHES			CHK	APPD	
				.X	±.1			SCALE	1=2	
				.XX	±.03	TITLE	OUTLINE 56 FRAME DRIP PROOF - RIGID "C"			
				.XXX	±.005			REF		
				.XXXX	±.0005	MAT'L	BRAKEMOTOR			
				CHK	ANG	FINISH		FMF	PREV	
NO.	REVISION	BY & DATE	CHK	ANG	±1/2"	FINISH				
THIS DRAWING IN DESIGN AND DETAIL IS OUR PROPERTY AND MUST NOT BE USED EXCEPT IN CONNECTION WITH OUR WORK. ALL RIGHTS OF DESIGN AND INVENTION ARE RESERVED. THIS IS AN ELECTRONICALLY GENERATED DOCUMENT - DO NOT SCALE THIS PRINT						RFP	CAD FILE	028527	SIZE	DRAWING NO.
						DIST		B	028527	REV.

VIEW FROM OUTSIDE OF MOTOR AT SWITCH END.

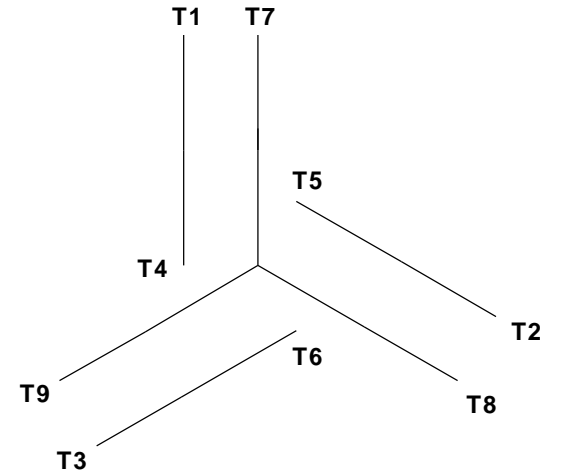


**CAUTION:**  
LEAD WIRE INSULATION TO EXTEND  
MINIMUM OF 1/4" INTO CONNECTOR  
INSULATION

SEE TABLE FOR  
 BRAKE CONNECTIONS

REF. DECAL (MOTOR) - 004014  
 REF. DECAL (BRAKE) - 080034 (STEARNS & DINGS BRAKE)

**LINE LEADS**



VOLTAGE	L1	L2	L3	JOIN & INSULATE
HIGH	T1	T2	T3	(T4, T7) (T5, T8) (T6, T9)
LOW	T1, T7	T2, T8	T3, T9	T4, T5, T6

RBC PROPRIETARY AND CONFIDENTIAL INFORMATION  
 This document is the property of REGAL BELOIT CORPORATION ("RBC") including its subsidiaries and divisions and contains proprietary information of RBC. This document is loaned on the express condition that neither it nor the information contained therein shall be disclosed to others without the express written consent of RBC, and that the information shall be used by the recipient only as approved expressly by RBC. This document shall be returned to RBC upon its request. This document may be subject to certain restrictions under U.S. export control laws and regulations.

**TYPE "T" W/O PROTECTOR**

VOLTAGE	BRAKE CONNECTION					
	STEARNS BRAKE			DINGS BRAKE		
	L1	L2	Join	L1	L2	Join
HIGH	1(RE D)	2(RE D)	3(BLACK) 4(BLACK)	2(BLACK)	4(YELLOW)	1(YELLOW) 3(BLACK)
LOW	1(RE D) 3(BLACK)	2(RE D) 4(BLACK)	-----	2(BLACK) 3(BLACK)	1(YELLOW) 4(YELLOW)	-----

				TOLERANCES UNLESS SPECIFIED		ELECTRIC MOTORS GEARMOTORS AND DRIVES	DRAWN JJK 09/17/96	
				DEC	INCHES		CHK	
				.X	±.1	APPR		
				.XX	±.01	SCALE 1:1		
--	REDRAWN IN SOLIDWORKS	VJB 02/08/11	.XXX	±.005	TITLE EXTERNAL WIRING DIAGRAM STANDARD 3 PHASE - DUAL VOLTAGE		REF 005010-01	
01	ADDED DINGS AND BRAKE TABLE (PER CN114156)	TMZ 11/12/96	.XXXX	±.0005	MAT'L W/STEARNS OR DINGS DUAL VOLTAGE BRAKE CONN.		FMF	
NO	REVISION	BY & DATE	CHK	ANG	±1/2°	FINISH LEESON STOCK		PAGE OF
THIRD ANGLE PROJECTION				RFP	PREV	SIZE	DRAWING NO	REV
				NETWORK FILE NAME 00501015		A	005010-15	--