


POWR-GARD® Blocks and Holders Datasheet

LF SERIES CLASS H/K5 AND R FUSE BLOCKS

250 V • 600 V



Description

The Littelfuse Class H/K5 and R blocks offer many benefits such as indication, snap-to-release DIN rail mounting and mounting flexibility for easier installation. Class H and Class R fuse blocks are dimensionally the same, but Class R blocks incorporate a rejection feature, which only allows Class R fuses to be inserted.

Features/Benefits

- Accommodates a wide range of existing mounting configurations
- Indication offered on most 250 V and 600 V versions
- One hand release from DIN rail for ferrule style fuses
- Reinforced fuse clips are standard on all Class H and Class R fuse blocks
- Covers available for 100 A and lower to enhance safety
- Both hex and slot set screw options available on 60 Ampere, 600 Volt Class R box lugs

Specifications

Voltage Rating	250 V, 600 V
Ampere Ratings	0-600 A
Leakage Current	<0.6 mA at 600 V
Withstand Rating	Class H: 10 kA RMS SYM Class R: 200 kA RMS SYM
Materials:	
Base	Thermoplastic
Fuse Clip	Tin plated copper alloy
Box Lug	Aluminum
Pressure Plate	Zinc plated steel
Screw	Zinc plated steel
Flammability Rating	UL94 V-0
Approvals	UL Listed (File: E14721) CSA Certified (File: LR7316)
Environmental	RoHS Compliant, Lead (Pb) Free

Recommended Fuses

Class H/K5 Blocks – 250 V
NLN

Class R Blocks – 250 V
FLNR/FLNR_ID, KLN, LLNR

Class H/K5 Blocks – 600 V
NLS

Class R Blocks – 600 V
FLSR/FLSR_ID, KLSR, LLSRK/LLSRK_ID, IDSR

Web Resources

Sample requests, downloadable CAD drawings and other technical information: Littelfuse.com/lfh
Littelfuse.com/lfr

Ordering Information (Class H 250 V)

AMP RATING	POLES	ORDERING NUMBER				TORQUE	TERMINAL	WIRE RANGE	WIRE TYPE	BASE TEMP RATING	DIN RAIL	INDICATION	COVER ORDERING NUMBER*	
		BASE PART NUMBER	BOX LUG	SUFFIX PRESSURE PLATE	SCREW									
30	1	LFH250301	C	P	S	2.8 N-m (25 in-lbs)	C	6-14 AWG	CU Only	125 °C	•	—	LFH25030FBC	
	2	LFH250302	C	P	S		P	10-14 AWG						
	3	LFH250303	C	P	S		S	10-22 AWG						
60	1	LFH250601	CID	—	—	5.6 N-m (50 in-lbs)	2-4 AWG		CU-AL	125 °C	•	•	LFH25060FBC	
	2	LFH250602	CID	—	—		2.8 N-m (25 in-lbs)	6-14 AWG						
	3	LFH250603	CID	—	—			2/0-6 AWG						
100	1	LFH251001	CID	—	—	13.6 N-m (120 in-lbs)	2/0-6 AWG		CU-AL	130 °C	—	•	LFH25100FBC	
	3	LFH251003	CID	—	—		4.5 N-m (40 in-lbs)	8 AWG						
							4.0 N-m (35 in-lbs)	10-14 AWG						
200	1	LFH252001	C	—	—	31.1 N-m (275 in-lbs)	250 kcmil-6		CU-AL	130 °C	—	—	—	
	3	LFH252003	C	—	—									
400	1	LFH254001	C	—	—	31.1 N-m (275 in-lbs)	(2) 350 kcmil-1/0		CU-AL	130 °C	—	—	—	
	3	LFH254003	C	—	—									
600	1	LFH256001	C	—	—	42.4 N-m (375 in-lbs)	(2) 500 kcmil-4		CU-AL	130 °C	—	—	—	
	3	LFH256003	C	—	—									

Note: Reinforcing springs standard on all Class H fuse blocks. *Covers sold individually. One cover needed for each pole.

POWR-GARD® Blocks and Holders Datasheet

LF SERIES CLASS H/K5 AND R FUSE BLOCKS

Ordering Information (Class H 600 V)

AMP RATING	POLES	ORDERING NUMBER				TORQUE	TERMINAL	WIRE RANGE	WIRE TYPE	BASE TEMP RATING	SNAP TO RELEASE	INDICATION	COVER ORDERING NUMBER*
		BASE ORDERING NUMBER	SUFFIX										
			BOX LUG	PRESSURE PLATE	SCREW								
30	1	LFH600301	CID	PID	SID	2.8 N-m (25 in-lbs)	C	6-14 AWG	CU Only	130°C	•	•	LFH60030FBC
	2	LFH600302	CID	PID	SID		P	10-14 AWG					
	3	LFH600303	CID	PID	SID		S	10-22 AWG					
60	1	LFH600601	CID	—	—	5.6 N-m (50 in-lbs)	2-4 AWG		CU-AL	130°C	•	•	LFH60060FBC
	2	LFH600602	CID	—	—		6-14AWG						
	3	LFH600603	CID	—	—		2/0-6AWG						
100	1	LFH601001	CID	—	—	13.6 N-m (120 in-lbs)	2/0-6AWG		CU-AL	130°C	—	•	LFH60100FBC
	3	LFH601003	CID	—	—		8 AWG						
	3	LFH601003	CID	—	—		10-14 AWG						
200	1	LFH602001	C	—	—	31.1 N-m (275 in-lbs)	250 kcmil-6		CU-AL	130°C	—	—	—
	3	LFH602003	C	—	—		250 kcmil-6						
400	1	LFH604001	C	—	—	31.1 N-m (275 in-lbs)	(2) 350 kcmil-1/0		CU-AL	130°C	—	—	—
	3	LFH604003	C	—	—		(2) 350 kcmil-1/0						
600	1	LFH606001	C	—	—	42.4 N-m (375 in-lbs)	(2) 500 kcmil-4		CU-AL	130°C	—	—	—
	3	LFH606003	C	—	—		(2) 500 kcmil-4						

Note: Reinforcing springs standard on all Class H fuse blocks.

Ordering Information (Class R 250 V)

AMP RATING	POLES	ORDERING NUMBER				TORQUE	TERMINAL	WIRE RANGE	WIRE TYPE	BASE TEMP RATING	SNAP TO RELEASE	INDICATION	COVER ORDERING NUMBER*
		BASE ORDERING NUMBER	SUFFIX										
			BOX LUG	PRESSURE PLATE	SCREW								
30	1	LFR250301	C	P	S	2.8 N-m (25 in-lbs)	C	6-14 AWG	CU Only	125°C	•	—	LFH25030FBC
	2	LFR250302	C	P	S		P	10-14 AWG					
	3	LFR250303	C	P	S		S	10-22 AWG					
60	1	LFR250601	CID	—	—	5.6 N-m (50 in-lbs)	2-4 AWG		CU-AL	125°C	•	•	LFH25060FBC
	2	LFR250602	CID	—	—		6-14 AWG						
	3	LFR250603	CID	—	—		2/0-6 AWG						
100	1	LFR251001	CID	—	—	13.6 N-m (120 in-lbs)	2/0-6 AWG		CU-AL	130°C	—	•	LFH25100FBC
	3	LFR251003	CID	—	—		8 AWG						
	3	LFR251003	CID	—	—		10-14 AWG						
200	1	LFR252001	C	—	—	31.1 N-m (275 in-lbs)	250 kcmil-6		CU-AL	130°C	—	—	—
	3	LFR252003	C	—	—		250 kcmil-6						
400	1	LFR254001	C	—	—	31.1 N-m (275 in-lbs)	(2) 350 kcmil-1/0		CU-AL	130°C	—	—	—
	3	LFR254003	C	—	—		(2) 350 kcmil-1/0						
600	1	LFR256001	C	—	—	42.4 N-m (375 in-lbs)	(2) 500 kcmil-4		CU-AL	130°C	—	—	—
	3	LFR256003	C	—	—		(2) 500 kcmil-4						

Note: Reinforcing springs standard on all Class R fuse blocks.

Ordering Information (Class R 600 V)

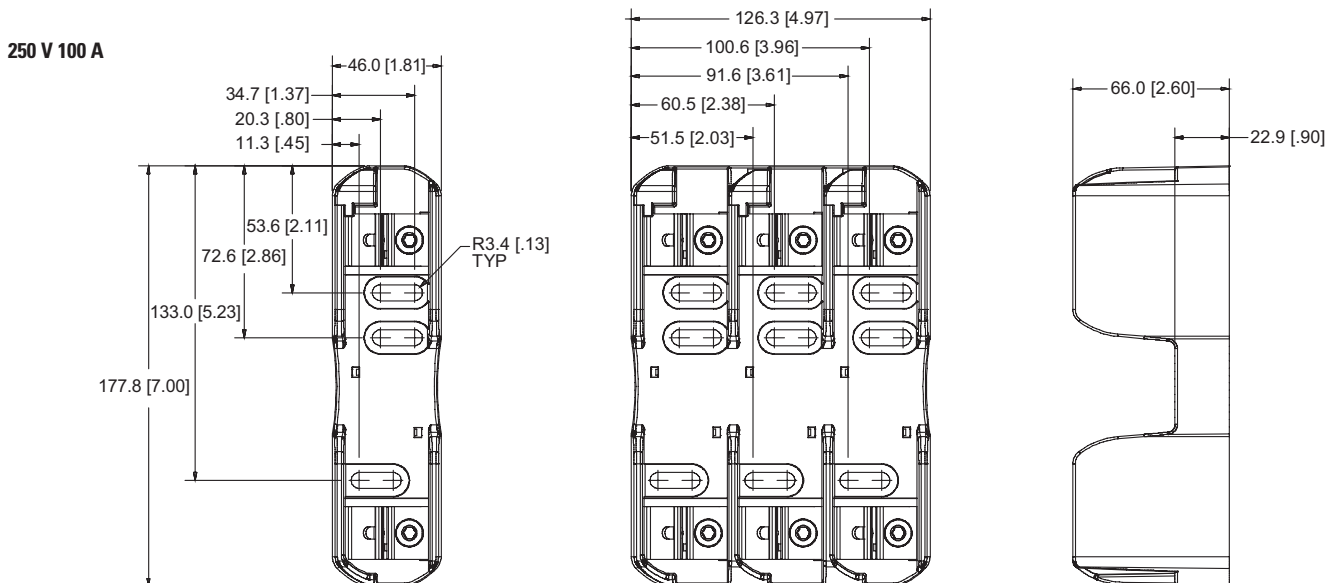
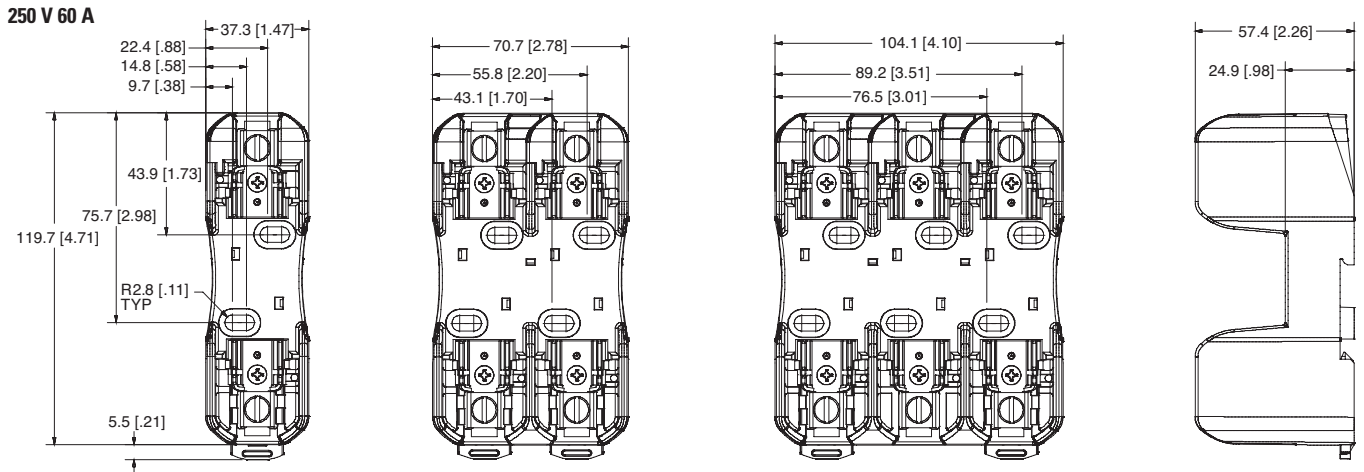
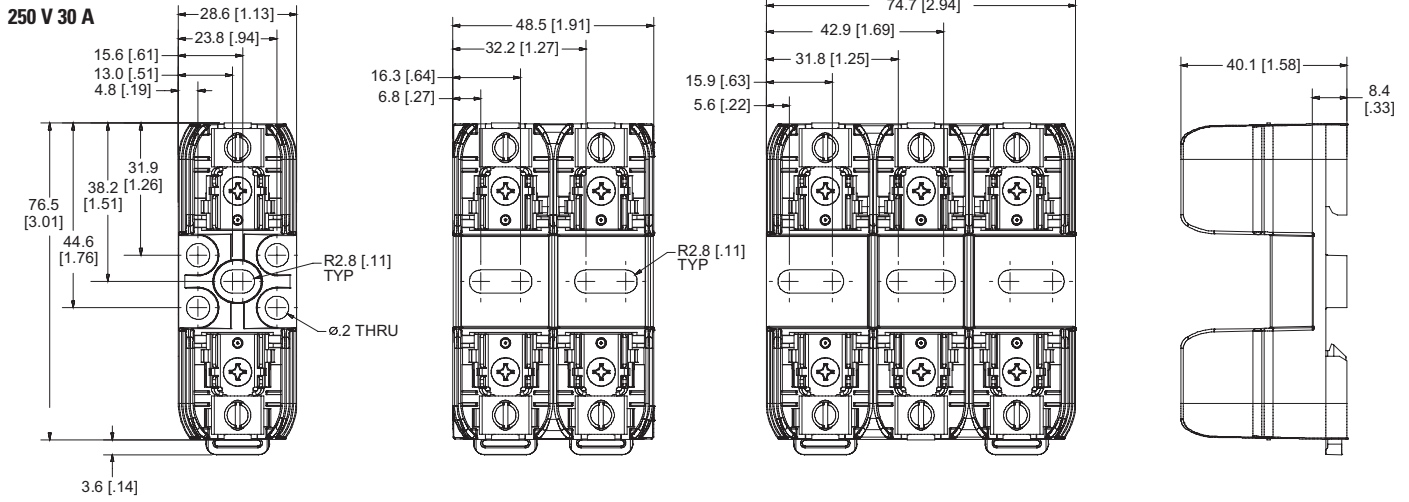
AMP RATING	POLES	ORDERING NUMBER					TORQUE	TERMINAL	WIRE RANGE	WIRE TYPE	BASE TEMP RATING	SNAP TO RELEASE	INDICATION	COVER ORDERING NUMBER*
		BASE ORDERING NUMBER	BOX LUG HEX	SUFFIX										
				BOX LUG SLOT	PRESSURE PLATE	SCREW								
30	1	LFR600301	—	CID	PID	SID	2.8 N-m (25 in-lbs)	C	6-14 AWG	CU Only	130 °C	•	•	LFH60030FBC
	2	LFR600302	—	CID	PID	SID		P	10-14 AWG					
	3	LFR600303	—	CID	PID	SID		S	10-22 AWG					
60	1	LFR600601	CID-HX	CID	—	—	5.6 N-m (50 in-lbs)	2-4 AWG		CU-AL	130 °C	•	•	LFH60060FBC
	2	LFR600602	CID-HX	CID	—	—		6-14AWG						
	3	LFR600603	CID-HX	CID	—	—		2/0-6AWG						
100	1	LFR601001	CID	—	—	—	13.6 N-m (120 in-lbs)	2/0-6AWG		CU-AL	130 °C	—	•	LFH60100FBC
	3	LFR601003	CID	—	—	—		8 AWG						
	3	LFR601003	CID	—	—	—		10-14 AWG						
200	1	LFR602001	C	—	—	—	31.1 N-m (275 in-lbs)	250 kcmil-6		CU-AL	130 °C	—	—	—
	3	LFR602003	C	—	—	—		250 kcmil-6						
400	1	LFR604001	C	—	—	—	31.1 N-m (275 in-lbs)	(2) 350 kcmil-1/0		CU-AL	130 °C	—	—	—
	3	LFR604003	C	—	—	—		(2) 350 kcmil-1/0						
600	1	LFR606001	C	—	—	—	42.4 N-m (375 in-lbs)	(2) 500 kcmil-4		CU-AL	130 °C	—	—	—
	3	LFR606003	C	—	—	—		(2) 500 kcmil-4						

Note: Reinforcing springs standard on all Class R fuse blocks. *Covers sold individually. One cover needed for each pole.

POWR-GARD® Blocks and Holders Datasheet

LF SERIES CLASS H/K5 AND R FUSE BLOCKS

Dimensions mm (inches)

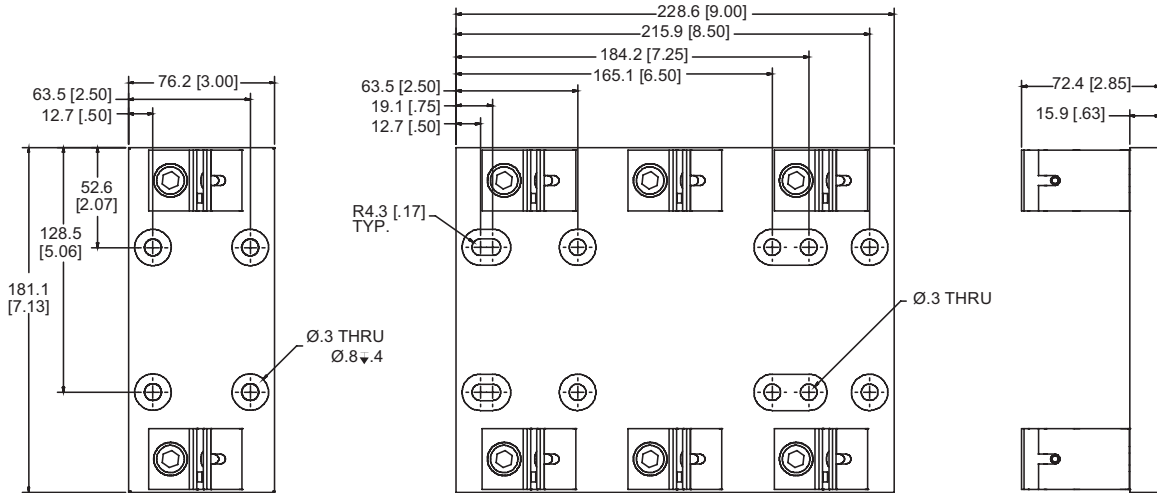


POWR-GARD® Blocks and Holders Datasheet

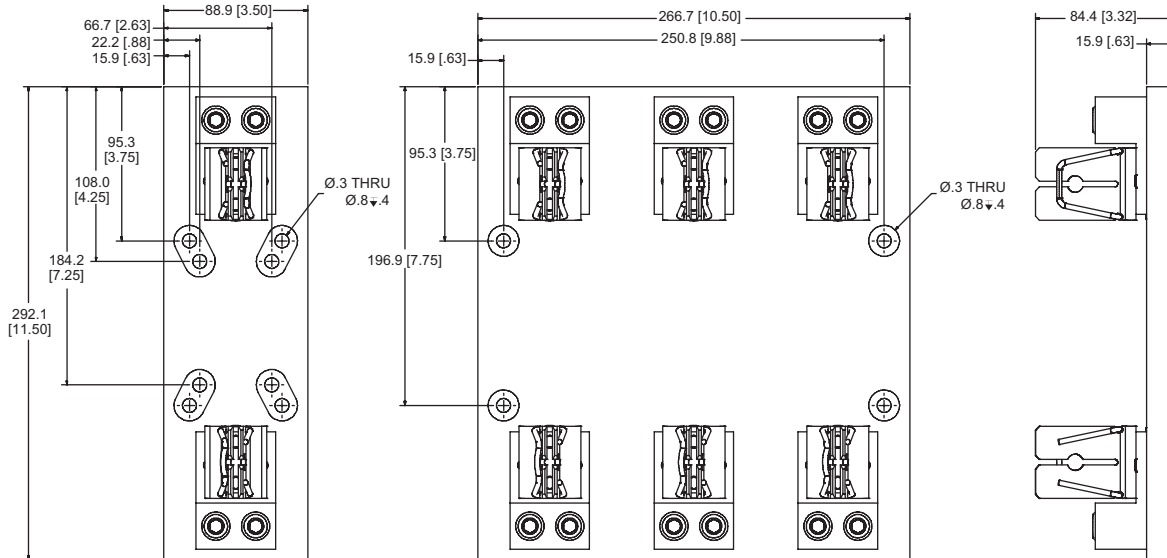
LF SERIES CLASS H/K5 AND R FUSE BLOCKS

Dimensions mm (inches)

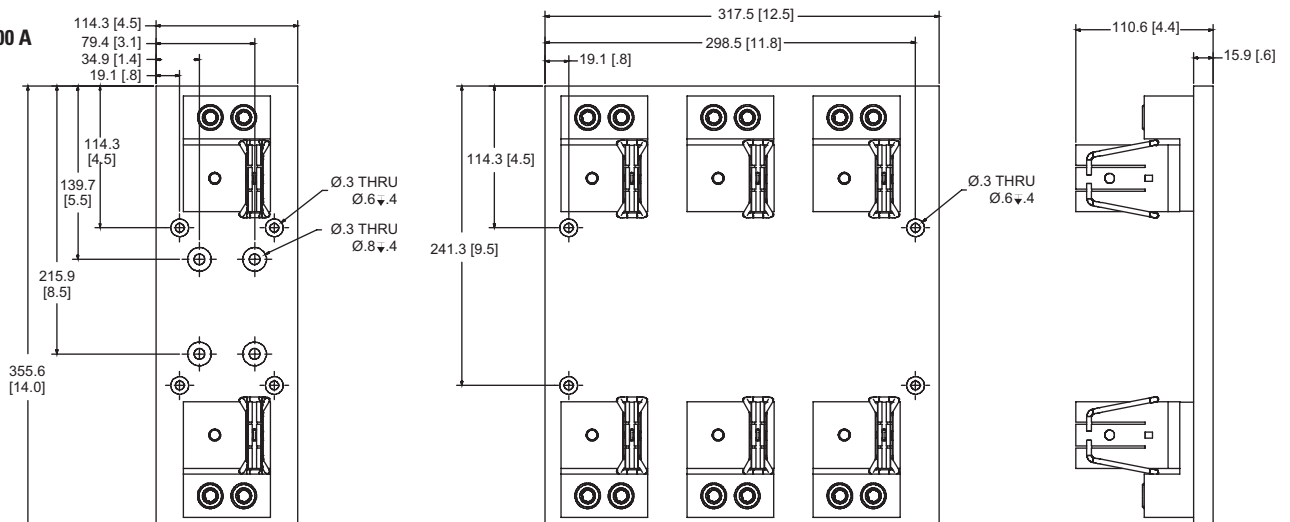
250 V 200 A



250 V 400 A



250 V 600 A

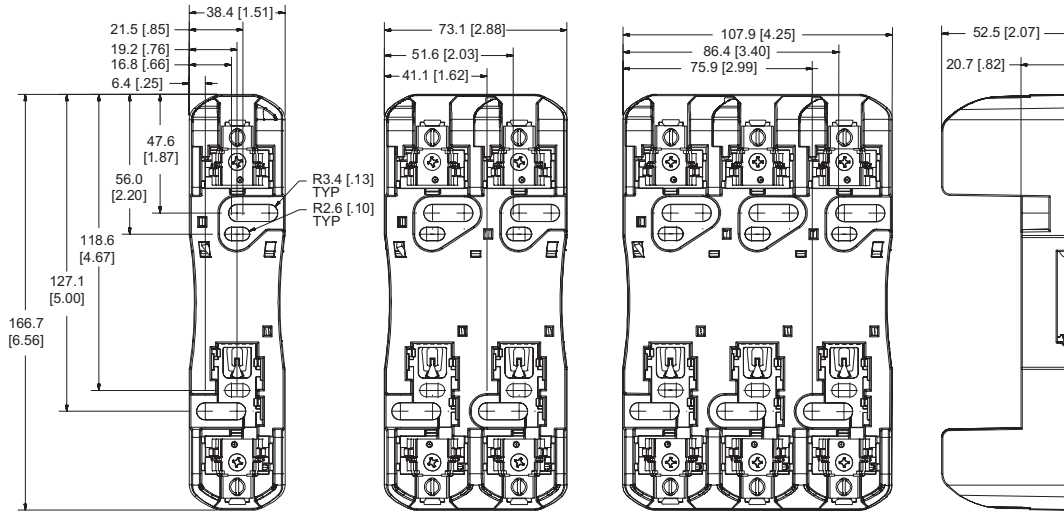


POWR-GARD® Blocks and Holders Datasheet

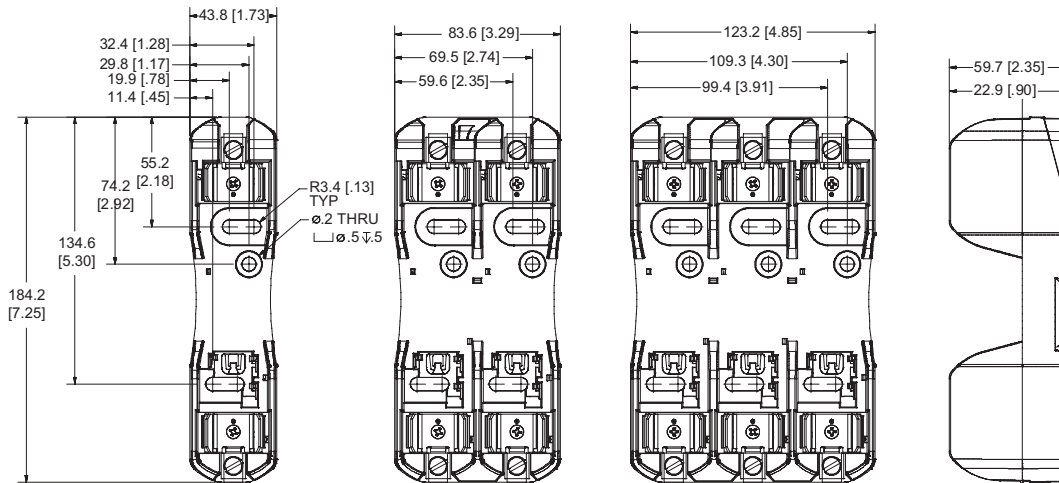
LF SERIES CLASS H/K5 AND R FUSE BLOCKS

Dimensions mm (inches)

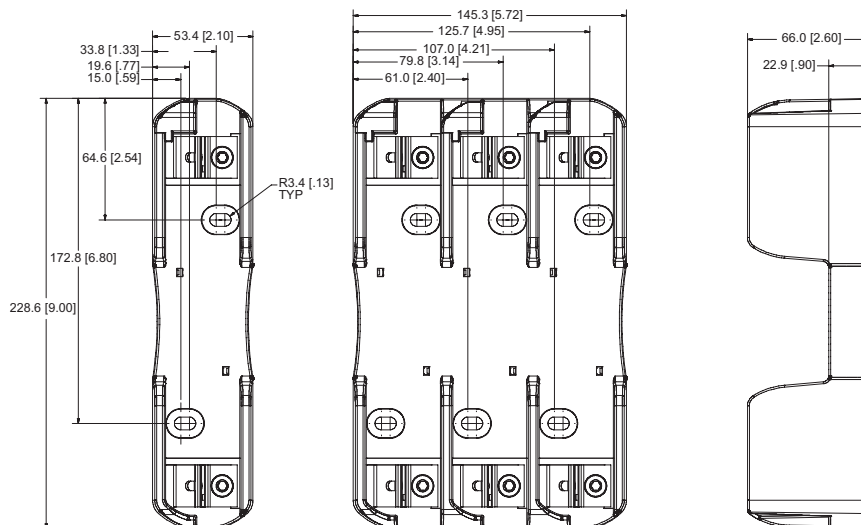
600 V 30 A



600 V 60 A



600 V 100 A

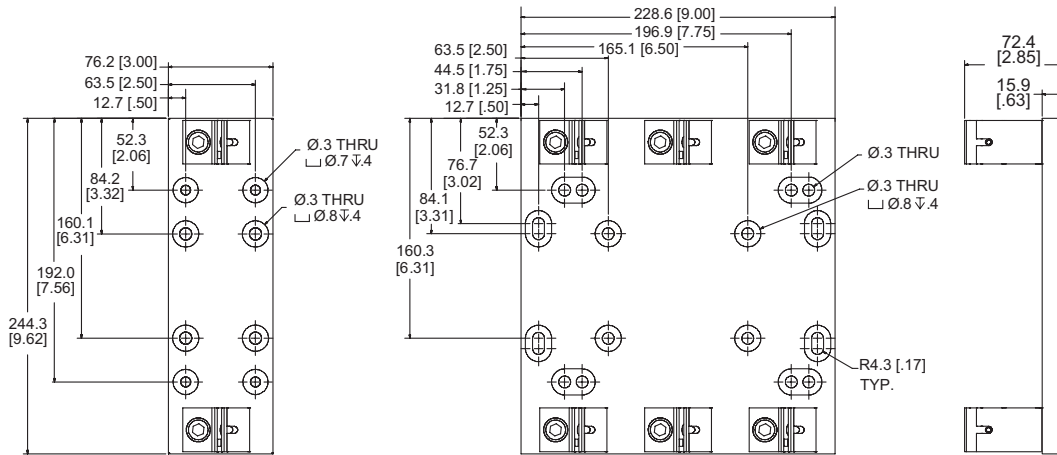


POWR-GARD® Blocks and Holders Datasheet

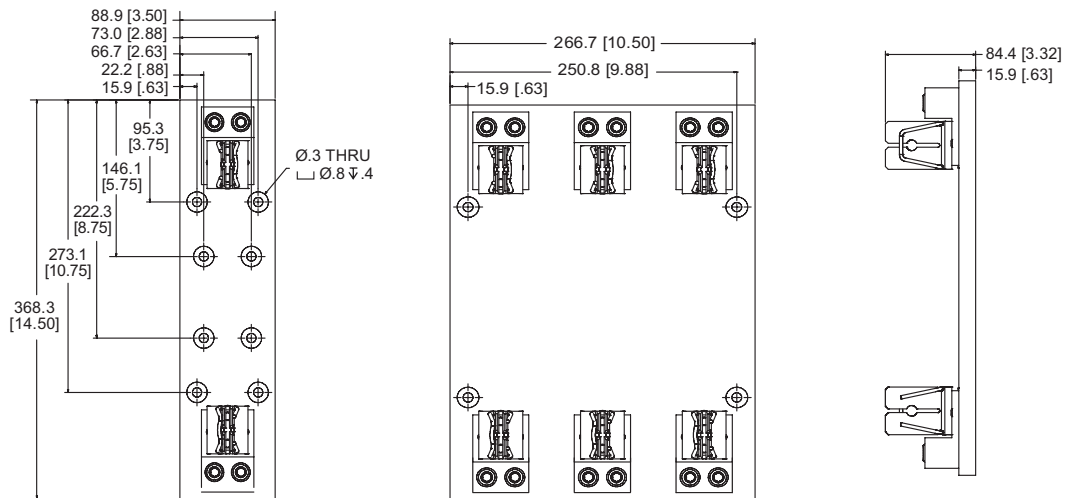
LF SERIES CLASS H/K5 AND R FUSE BLOCKS

Dimensions mm (inches)

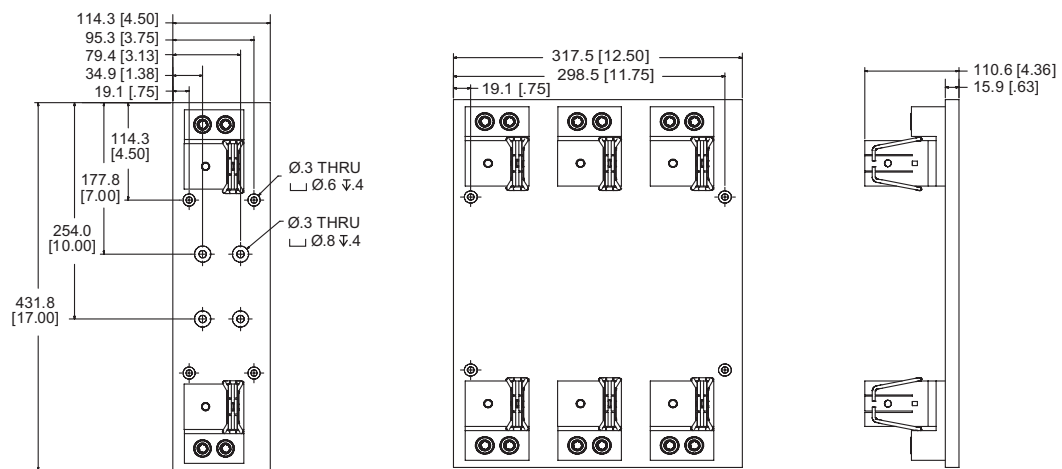
600 V 200 A



600 V 400 A



600 V 600 A



Disclaimer Notice – Information furnished is believed to be accurate and reliable. However, users should independently evaluate the suitability of and test each product selected for their own applications. Littelfuse products are not designed for, and may not be used in, all applications. Read complete Disclaimer Notice at www.littelfuse.com/product-disclaimer.