



- Electromechanical and SSR (solid state relay) versions
- AC or DC coils
- Sockets with screw, Push-in or PIN for Printed Circuit Board terminals
- Relays with LED state indicator and mechanical actuator
- Parallel busbars and surge suppressor filters
- Power relays with Atex certificate.

General purpose relays

Electromechanical slim relays	24 - 5
SSR (solid state relay) slim relays	24 - 5
Miniature relays	24 - 6
Miniature relays clear enclosure	24 - 7
Miniature relays with LED state indicator and mechanical actuator	24 - 7
Industrial relays with LED state indicator and mechanical actuator	24 - 8
8-pin and 11-pin industrial relays with LED state indicator and mechanical actuator	24 - 9
Power relays with Atex certificate	24 - 9

Dimensions	24 - 10
-------------------------	----------------

Wiring diagrams	24 - 11
------------------------------	----------------

Technical characteristics	24 - 12
--	----------------

SEC. - PAGE



Page 24-5

HR10

- Slim electromechanical relay
- Socket width 6.2mm
- 1 changeover contact
- lth rated current 6A
- Sockets with built-in LED
- Sockets with screw or Push-in terminals
- Control voltage from 12 to 230VAC/DC
- 20 poles parallel busbars
- Available version with relay and base ready assembled.



Page 24-5

HR20

- Slim solid state relay (SSR)
- Socket width 6.2mm
- 1 solid-state (SSR) output
- Output current 2A in AC and 4A in DC
- Sockets with built-in LED
- Sockets with screw or Push-in terminals
- Control voltage 24VDC
- 20 poles parallel busbars
- High switching speed
- Theoretically infinite electrical life
- Zero crossing.



Page 24-6

HR30

- Miniature relay
- Socket width 15.8mm
- 1 or 2 changeover contacts
- lth rated current:
 - 1 contact: 10A (16A on PCB)
 - 2 contacts: 8A
- AC or DC control voltage
- Sockets with screw, Push-in or pins for PCB terminals
- 8 poles parallel busbars
- Small dimensions
- Can be used for direct mounting on PCB
- Snap-on surge suppressor filters
- Available version with relay and base ready assembled.



Page 24-7

HR40

- Miniature relay in clear enclosure
- Socket width 15.8mm
- 1 or 2 changeover contacts
- lth rated current:
 - 1 contact: 10A (16A on PCB)
 - 2 contacts: 10A
- AC or DC control voltage
- Sockets with screw, Push-in or pins for PCB terminals
- 8 poles parallel busbars
- Clear enclosure for contacts visibility
- Can be used for direct mounting on PCB
- Snap-on surge suppressor filters.



Page 24-7

HR50

- Miniature relay with LED status indicator and mechanical and status indication
- Socket width 15.8mm
- 1 or 2 changeover contacts
- lth rated current:
 - 1 contact: 10A (16A on PCB)
 - 2 contacts: 8A
- Mechanical test actuator with latch option
- AC or DC control voltage
- Sockets with screw, Push-in or pins for PCB terminals
- 8 poles parallel busbars
- Can be used for direct mounting on PCB
- Snap-on surge suppressor filters
- Available version with relay and base ready assembled.



Page 24-8

HR60

- Industrial relay with LED status indicator and mechanical actuator
- Socket width 27mm
- 2 or 4 changeover contacts
- lth rated current:
 - 2 contacts: 7A
 - 4 contacts: 5A
- LED and mechanical status indicator
- Mechanical test actuator with latch option
- AC or DC control voltage
- Sockets with screw or Push-in terminals
- Snap-on surge suppressor filters
- Available version with relay and base ready assembled.



Page 24-9

HR70














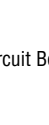














- Industrial relay with LED status indicator and mechanical actuator
- Socket width 38mm
- 8-pin and 11-pin industrial relay
- 2 or 3 changeover contacts
- lth rated current: 10A
- LED and mechanical state indicator
- Mechanical test actuator with latch option
- Versions with AC or DC control.



Page 24-9

HR80

- Power relays with Atex certificate
- In rated current 30A
- 2 normally open or 2 changeover contacts
- Faston terminals
- Screw fixing.

Relays	Code	Contacts	Rated current	Control voltage	Sockets				
SLIM RELAYS		HR101CE012	1 C/O	6A	12VAC/DC				
	HR101CE024	1 C/O	6A	24VAC/DC					
	HR101CE060	1 C/O	6A	110...125VAC/DC	HR1XS110 - HR1XS110S				
	HR201AS024	1 SSR	2A (AC)	24VDC	HR1XS230 - HR1XS230S				
	HR201DS024	1 SSR	4A (DC)	24VDC	HR1XS024 - HR1XS024S				
MINIATURE RELAYS		HR301CD012	1 C/O	16A	12VDC	<p>Max 10A</p>  <p>HR5XS21 Screw terminals. Contact terminals all on upper side.</p>  <p>HR5XS22 Screw terminals.</p>  <p>HR5XS21S Push-in terminals.</p>  <p>HR5XS21P PIN terminals. For Printed Circuit Board.</p>			
		HR301CD024	1 C/O	16A	24VDC				
		HR301CD048	1 C/O	16A	48VDC				
		HR301CA024	1 C/O	16A	24VAC				
		HR301CA110	1 C/O	16A	110...120VAC				
		HR301CA230	1 C/O	16A	230VAC				
		HR302CD012	2 C/O	8A	12VDC				
		HR302CD024	2 C/O	8A	24VDC				
		HR302CD048	2 C/O	8A	48VDC				
		HR302CA024	2 C/O	8A	24VAC				
		HR302CA110	2 C/O	8A	110...120VAC				
		HR302CA230	2 C/O	8A	230VAC				
MINIATURE RELAYS CLEAR ENCLOSURE		HR401CD012	1 C/O	16A	12VDC	 <p>HR5XS21 Screw terminals.</p>  <p>HR5XS21S Push-in terminals.</p>  <p>HR5XS21P PIN terminals. For Printed Circuit Board.</p>			
		HR401CD024	1 C/O	16A	24VDC				
		HR401CA024	1 C/O	10A	24VAC				
		HR401CA110	1 C/O	10A	110VAC				
		HR401CA230	1 C/O	10A	230VAC				
		HR402CD012	2 C/O	10A	12VDC				
		HR402CD024	2 C/O	10A	24VDC				
		HR402CA024	2 C/O	5A	24VAC				
		HR402CA110	2 C/O	5A	110VAC				
		HR402CA230	2 C/O	5A	230VAC				
		MINIATURE RELAYS WITH LED STATE INDICATOR AND MECHANICAL ACTUATOR		HR501CD012	1 C/O		16A	12VDC	 <p>HR6XS21 Screw terminals. Contact terminals on upper side.</p>  <p>HR6XS22 Screw terminals.</p>  <p>HR6XS41S Push-in terminals.</p>  <p>HR6XS41 Screw terminals. Contact terminals on upper side.</p>  <p>HR6XS42 Screw terminals.</p>  <p>HR6XS41S Push-in terminals.</p>
				HR501CD024	1 C/O		16A	24VDC	
HR501CD048	1 C/O			16A	48VDC				
HR501CD110	1 C/O			16A	110VDC				
HR501CA024	1 C/O			16A	24VAC				
HR501CA110	1 C/O			16A	110...120VAC				
HR501CA230	1 C/O			16A	230VAC				
HR502CD012	2 C/O			8A	12VDC				
HR502CD024	2 C/O			8A	24VDC				
HR502CD048	2 C/O			8A	48VDC				
HR502CD110	2 C/O			8A	110VDC				
HR502CA012	2 C/O			8A	12VAC				
HR502CA024	2 C/O			8A	24VAC				
HR502CA110	2 C/O			8A	110...120VAC				
HR502CA230	2 C/O			8A	230VAC				
INDUSTRIAL RELAYS WITH LED STATE INDICATOR AND MECHANICAL ACTUATOR		HR602CD012	2 C/O	7A	12VDC	 <p>HR6XS21 Screw terminals. Contact terminals on upper side.</p>  <p>HR6XS22 Screw terminals.</p>  <p>HR6XS41S Push-in terminals.</p>  <p>HR6XS41 Screw terminals. Contact terminals on upper side.</p>  <p>HR6XS42 Screw terminals.</p>  <p>HR6XS41S Push-in terminals.</p>			
		HR602CD024	2 C/O	7A	24VDC				
		HR602CD048	2 C/O	7A	48VDC				
		HR602CA012	2 C/O	7A	12VAC				
		HR602CA024	2 C/O	7A	24VAC				
		HR602CA110	2 C/O	7A	110...120VAC				
		HR602CA230	2 C/O	7A	230VAC				
		HR604CD012	4 C/O	5A	12VDC				
		HR604CD024	4 C/O	5A	24VDC				
		HR604CD048	4 C/O	5A	48VDC				
		HR604CA012	4 C/O	5A	12VAC				
		HR604CA024	4 C/O	5A	24VAC				
HR604CA110	4 C/O	5A	110...120VAC						
HR604CA230	4 C/O	5A	230VAC						
8-PIN AND 11-PIN INDUSTRIAL RELAYS WITH LED STATE INDICATOR AND MECHANICAL ACTUATOR		HR702CD024	2 C/O	10A	24VDC	 <p>HR7XS1 Screw terminals.</p>			
		HR702CD048	2 C/O	10A	48VDC				
		HR702CD110	2 C/O	10A	110VDC				
		HR702CA024	2 C/O	10A	24VAC				
		HR702CA110	2 C/O	10A	110...120VAC				
		HR702CA230	2 C/O	10A	230VAC				
		HR703CD024	3 C/O	10A	24VDC	 <p>HR7XS2 Screw terminals.</p>			
		HR703CD048	3 C/O	10A	48VDC				
		HR703CD110	3 C/O	10A	110VDC				
		HR703CA024	3 C/O	10A	24VAC				
		HR703CA110	3 C/O	10A	110...120VAC				
		HR703CA230	3 C/O	10A	230VAC				

Code	Retaining clips	Code	Marker tags	Code	Parallel busbars	Code	Surge suppressor filters
	Included in the socket	HR1X30 		HR1X9020 (black) 			
		HR1X3016 (strip with 16 tags) 		HR1X9120 (red) 			
HR3X88 Ⓞ 							
HR3X86 Ⓞ 							
HR5X88 Ⓞ 		HR5X30 Ⓞ 		HR5X9008 (black) ④ 		Resistor - Capacitor HR6X77024 6...24VAC/DC HR6X77230 110...230VAC/DC	
HR5X86 Ⓞ 						Diode + LED HR6X78024 6...24VDC	
HR5X87 Ⓞ 				HR5X9002 Ⓞ 			
HR6X88 Ⓞ 		HR6X30 		HR5X9002 Ⓞ 			
HR6X87 							
HR7X87 							

- ① Final S in code indicates Push-in terminals.
- ② Voltage dependent on selected relay socket; rated insulation voltage only for relay 60VDC.
- ③ Rated current if the relay is soldered directly onto the board; with socket the maximum current is 10A.
- ④ For sockets with screw terminals.
- ⑤ Only mounting on socket HR5XS21P.
- ⑥ Not suitable for HR5XS21P socket.
- ⑦ Bus jumper for A2 terminal; for Push-in terminals sockets only.
- ⑧ Not suitable for Push-in terminals sockets.
- ⑨ Other voltages available on request: 24, 120, 208, 220, 277VAC - 5, 6, 12, 24, 48, 110VDC.

Relay and base ready assembled	Code	Contacts	Rated current	Control voltage	Code	Marker tags	Code	Parallel busbars	Code	Surge suppressor filters
ASSEMBLED SLIM RELAYS		HRA101CE024	1 C/O	6A	24VAC/DC	HR1X30		20 poles		
		HRA101CE024S	1 C/O	6A	24VAC/DC					
ASSEMBLED MINIATURE RELAYS		HRA302CD024K4	2 C/O	8A	24VDC	HR5X30		8 poles		Resistor - Capacitor HR6X77024 6...24VAC/DC HR6X77230 110...230VAC/DC
		HRA302CD024K5	2 C/O	8A	24VDC					
ASSEMBLED MINIATURE RELAYS WITH LED STATE INDICATOR AND MECHANICAL ACTUATOR		HRA502CD024K5	2 C/O	8A	24VDC	HR6X30				Diode + LED HR6X78024 6...24VDC
		HRA502CD024K4	2 C/O	8A	24VDC					
		HRA502CA024K4	2 C/O	8A	24VAC					
		HRA502CA230K4	2 C/O	8A	230VAC					
ASSEMBLED INDUSTRIAL RELAYS WITH LED STATE INDICATOR AND MECHANICAL ACTUATOR		HRA604CD024K4	4 C/O	5A	24VDC	HR6X30				
		HRA604CA024K4	4 C/O	5A	24VAC					
		HRA604CA230K4	4 C/O	5A	230VAC					
ASSEMBLED POWER RELAYS WITH ATEX CERTIFICATE		HR8020D012	2NO	30A	12VDC					
		HR8020A024	2NO	30A	24VAC					
		HR8020A120	2NO	30A	110/120VAC					
		HR8020A230	2NO	30A	230VAC					
		HR802CD012	2 C/O	30A	12VDC					
		HR802CA024	2 C/O	30A	24VAC					
		HR802CA120	2 C/O	30A	110/120VAC					
HR802CA230	2 C/O	30A	230VAC							

① Final S in code indicates Push-in terminals.
 ② For sockets with screw terminals.
 ③ Kit complete with diode filter + LED HR6X78024.

Slim relays



HR10...



HR10...



HR20...

Order code	Control voltage	Contacts	Rated current	Description	Qty per pkg
			[A]		no.
Slim electromechanical relay and base ready assembled.					
HR101CE024	24VAC/DC	1 C/O	6	Screw terminals	10
HR101CE024S	24VAC/DC	1 C/O	6	Push-in terminals	10
Slim electromechanical relays.					
HR101CE012	12VDC	1 C/O	6	12VAC/DC control when on HR1XS024 or HR1XS024S socket	20
HR101CE024	24VDC	1 C/O	6	24VAC/DC control when on HR1XS024 or HR1XS024S socket	20
HR101CE060	60VDC	1 C/O	6	110...125VAC/DC control when on HR1XS110 or HR1XS110S socket. 220...240VAC/DC control when on HR1XS230 or HR1XS230S socket	20
Slim SSR (solid state relay) relays.					
HR201AS024	24VDC	1 SSR	2	Output 24...280VAC	20
HR201DS024	24VDC	1 SSR	4	Output 3...28VDC	20

General characteristics

Slim-type relays have a reduced width that permits considerable optimisation of space. All sockets are equipped with supply indicator LED and retain/release clips. The availability of electromechanical and solid-state (SSR) versions permits the installation of the most technically suitable solution in accordance with system requirements. The socket terminals can be screw or Push-in type.

The parallel busbars make for quick wiring.

Operational characteristics

- Rated insulation voltage: 250V
- Rated impulse withstand voltage: 4kV
- Relay control voltage: 12, 24, 60VDC
- Relay control voltage + socket: 12, 24, 110...125, 220...240VAC/DC
- Max controllable power in AC-1: 1500W
- Max controllable power in AC-15: 360VA.

Certifications and compliance

Certifications obtained: cURus, CSA, EAC, VDE for electromechanical relays HR10..., cURus, TÜV for SSR relay HR20....

Compliant with standards: IEC/EN/BS 61810-1 for electromechanical relays, IEC/EN/BS 62314 for SSR.

Sockets



HR1XS...



HR1XS...S

Order code	Control voltage	Terminals	Description	Qty per pkg
	AC/DC			no.
Sockets for relays.				
HR1XS024	12...24V	Screw	Use with relay HR101CE012, HR101CE024 and HR20...	10
HR1XS110	110...125V	Screw	Use with relay HR101CE060	10
HR1XS230	220...240V	Screw	Use with relay HR101CE060	10
HR1XS024S	12...24V	Push-in	Use with relay HR101CE012, HR101CE024 and HR20...	10
HR1XS110S	110...125V	Push-in	Use with relay HR101CE060	10
HR1XS230S	220...240V	Push-in	Use with relay HR101CE060	10

General characteristics

HR1X... sockets are equipped with supply indicator LED and retain/release clips. The socket terminals can be screw or Push-in type. Parallel busbars can be fitted to the sockets, for quick wiring. These busbars plug-in, on both the screw and Push-in sockets, leaving the cable entry terminals free.

Operational characteristics

- Rated insulation voltage: 250V
- Rated impulse withstand voltage: 4kV
- Relay control voltage: 12, 24, 60VDC
- Relay control voltage + socket: 12, 24, 110...125, 220...240VAC/DC
- Green indication LED
- Fitting on DIN rail
- Operating temperature: HR1XS024 -40...+70°C, HR1XS110 and HR1XS230 -40...+55°C.

Certifications and compliance

Certifications obtained: cURus, CSA, EAC, VDE for electromechanical relay HR10..., cURus, TÜV for SSR relay HR20....

Compliant with standards: IEC/EN/BS 61810-1 for electromechanical relays, IEC/EN/BS 62314 for SSR.

Accessories



HR1X30...



HR1X9020



HR1X9120

Order code	Description	Qty per pkg
		no.
HR1X30	Marker tags	100
HR1X3016	Marker tags - strip with 16 tags	20
HR1X9020	20-pole parallel busbar - black	10
HR1X9120	20-pole parallel busbar - red	10

Miniature relays



HR30...



HR30...

new

Order code	Control voltage	Contacts	Rated current	Description	Qty per pkg no.
Miniature relay and base ready assembled.					
HR302CD024K4	24VDC	2 C/O	8	Screw terminals with retain/release clip	5
HR302CD024K5	24VDC	2 C/O	8	Push-in terminals with retain/release clip and suppressor filter	5
Miniature relays.					
HR301CD012	12VDC	1 C/O	16	Fitting on socket HR5XS2... (max 10A)	20
HR301CD024	24VDC	1 C/O	16		20
HR301CD048	48VDC	1 C/O	16		20
HR301CA024	24VAC	1 C/O	16		20
HR301CA110	110/120VAC	1 C/O	16		20
HR301CA230	230VAC	1 C/O	16	20	
HR302CD012	12VDC	2 C/O	8	Fitting on socket HR5XS2...	20
HR302CD024	24VDC	2 C/O	8		20
HR302CD048	48VDC	2 C/O	8		20
HR302CA024	24VAC	2 C/O	8		20
HR302CA110	110/120VAC	2 C/O	8		20
HR302CA230	230VAC	2 C/O	8		20

General characteristics

Miniature relays have compact dimensions but high functional performance. It's the ideal device for those looking for a cost-effective solution without compromising performance.

Operational characteristics

- Rated insulation voltage: 250V
- Rated impulse withstand voltage: 4kV
- Relay control voltage: 12, 24 and 48VDC - 24, 110/120 and 230VAC, 50/60Hz
- Max controllable power in AC-1 (1C/2C): 4000/2000W
- Max controllable power in AC-15 (1C/2C): 300/150VA
- Maximum current (1C/2C): 16A/8A.

Certifications and compliance

Certifications obtained: cURus, CSA, EAC, VDE (VDE except for HR301CA...).

Compliant with standards: IEC/EN/BS 61810-1.

Sockets



HR5XS21

HR5XS22



HR5XS21S



HR5XS21P

Order code	Description	Qty per pkg no.
Sockets for relays (supplied without retain/release clip). Terminal layout see page 24-11.		
HR5XS21	Screw terminals, contact terminals all on upper side. Fitting on DIN rail or with screws	10
HR5XS22	Screw terminals. Fitting on DIN rail or with screws	10
HR5XS21S	Terminals with Push-in technology . Fitting on DIN rail or with screws	10
HR5XS21P	PIN terminals for Printed Circuit Board	40

General characteristics

HR5X... series sockets can have screw or Push-in terminals for quick wiring. A socket with pins for PCB is also available. Screw terminals are available in 2 versions: with contact terminals separated from the coil terminals or with NC contact terminals near the coil terminals.

Surge suppressor filters, parallel busbars and tags for wiring can be snap-fitted to the sockets.

Operational characteristics

- Rated insulation voltage: 250V
- Rated impulse withstand voltage: 4kV
- Maximum current: 10A
- Terminal layout see page 24-10
- Operating temperature: -40...+70°C.

Certifications and compliance

Certifications obtained:

- Screw terminal sockets: cURus, CSA, EAC
- Push-in terminal sockets: cURus, EAC
- PIN terminal sockets: cURus

Compliant with standards: IEC/EN/BS 61810-1.

Accessories



HR3X88



HR3X86



HR5X30



HR6X78024



HR5X9008




HR5X9002

Order code	Description	Qty per pkg no.
HR3X88	Retain/release clip. Not suitable for HR5XS21P socket	20
HR3X86	Retaining clip. Only mounting on socket HR5XS21P	10
HR5X30	Marker tags	100
HR6X78024	Plug-in surge suppressor filters. 6...24VDC with LED	10
HR6X77024	Plug-in surge suppressor filters. 6...24VAC/DC (RC)	10
HR6X77230	Plug-in surge suppressor filters. 110...230VAC/DC (RC)	10
HR5X9008	8-pole parallel busbar - black - for sockets with screw terminals	10
HR5X9002	Bus jumper for A2 terminals; for Push-in terminal sockets only	10

HR5XS21S socket with Push-in technology

Push-in wiring without using a screwdriver for cables with end lugs. They guarantee fast wiring and clamping force maintained over time even in the presence of vibrations and/or shocks. To connect cables without end lug and for cables removal, a screwdriver needs to push the handy buttons.



Push-in wiring without using a screwdriver

Cable removal with screwdriver

Miniature relays clear enclosure



HR40...

Order code	Control voltage	Contacts	Rated current	Description	Qty per pkg
			[A]		no.
Miniature relays clear enclosure.					
HR401CD012	12VDC	1 C/O	16	Mounting on HR5XS2... socket (max 10A)	50
HR401CD024	24VDC	1 C/O	16		50
HR401CA024	24VAC	1 C/O	10	Mounting on HR5XS2... socket	50
HR401CA110	110VAC	1 C/O	10		50
HR401CA230	230VAC	1 C/O	10		50
HR402CD012	12VDC	2 C/O	10	Mounting on HR5XS2... socket	50
HR402CD024	24VDC	2 C/O	10		50
HR402CA024	24VAC	2 C/O	5	Mounting on HR5XS2... socket	50
HR402CA110	110VAC	2 C/O	5		50
HR402CA230	230VAC	2 C/O	5		50

Miniature relays with LED state indicator and mechanical actuator



HR50...

new

Order code	Control voltage	Contacts	Rated current	Description	Qty per pkg
			[A]		no.
Miniature relay and base ready assembled with LED state indicator and mechanical actuator.					
HRA502CD024K5	24VDC	2 C/O	8	Push-in terminals with retain/release clip and suppressor filter	5
HRA502CD024K4	24VDC	2 C/O	8	Screw terminals with retain/release clip	5
HRA502CA024K4	24VAC	2 C/O	8		5
HRA502CA230K4	230VAC	2 C/O	8		5
Miniature relays with LED state indicator and mechanical actuator.					
HR501CD012	12VDC	1 C/O	16	Mounting on HR5XS2... socket (max 10A)	10
HR501CD024	24VDC	1 C/O	16		10
HR501CD048	48VDC	1 C/O	16		10
HR501CD110	110VDC	1 C/O	16		10
HR501CA024	24VAC	1 C/O	16		10
HR501CA110	110/120VAC	1 C/O	16		10
HR501CA230	230VAC	1 C/O	16		10
HR502CD012	12VDC	2 C/O	8	Mounting on HR5XS2... socket	10
HR502CD024	24VDC	2 C/O	8		10
HR502CD048	48VDC	2 C/O	8		10
HR502CD110	110VDC	2 C/O	8		10
HR502CA012	12VAC	2 C/O	8		10
HR502CA024	24VAC	2 C/O	8		10
HR502CA110	110/120VAC	2 C/O	8		10
HR502CA230	230VAC	2 C/O	8		10

Sockets



HR5XS21

HR5XS22

HR5XS21S

HR5XS21P

Order code	Description	Qty per pkg
		no.
Sockets for relays (supplied without retain/release clip). Terminal layout see page 24-11.		
HR5XS21	Screw terminals, contact terminals all on upper side. Fitting on DIN rail or with screws	10
HR5XS22	Screw terminals. Fitting on DIN rail or with screws	10
HR5XS21S	Terminals with Push-in technology . Fitting on DIN rail or with screws	10
HR5XS21P	PIN terminals for Printed Circuit Board	40

Accessories



HR5X86

HR5X87

HR5X88

HR5X30

HR5X9008

HR6X78024

HR5X9002

Order code	Description	Qty per pkg
		no.
HR5X86	Metal retaining clip. Only mounting on HR5XS21P socket	10
HR5X87	Metal retaining clip. Not suitable for HR5XS21P socket	20
HR5X88	Plastic retaining clip. Not suitable for HR5XS21P socket	10
HR5X30	Marker tags	100
HR6X78024	Plug-in surge suppressor filters. 6...24VDC with LED	10
HR6X77024	Plug-in surge suppressor filters. 6...24VAC/DC (RC)	10
HR6X77230	Plug-in surge suppressor filters. 110...230VAC/DC (RC)	10
HR5X9008	8-pole parallel busbar - black	10
HR5X9002	Bus jumper for A2 terminals; for Push-in terminal sockets only	10

General characteristics

HR40... and HR50... miniature relays have reduced dimensions and, in addition to the high electrical performance. HR40... has a clear enclosure that allow contacts visibility for wear and tear check. HR50... is equipped with the following functions: LED to indicate voltage on the coil, mechanical contact state indicator and mechanical test actuator. The mechanical actuator is particularly useful for performing functional tests; it can also keep the relay closed continuously.

Operational characteristics

- Rated insulation voltage: 250V (400V with pollution degree 2)
- Relay control voltage:
 - HR40...: 12 and 24VDC
 - HR40...: 24, 110 and 230VAC 50/60Hz
 - HR50...: 12, 24 and 48VDC
 - HR50...: 12, 24, 110/120 and 230VAC 50/60Hz
- Max AC-1 controllable power (1C/2C):
 - HR40...3840/2500W (version with DC coil)
 - HR40...2500W/1250W (version with AC coil)
 - HR50...: 4000/2000W
- Max AC-15 controllable power: 150VA
- Maximum current (1C/2C):
 - HR40...: 16A/10A (version with DC coil)
 - HR40...: 10A/5A (version with AC coil)
 - HR50...: 16A/8A.

Certifications and compliance

Certifications obtained: HR401CD... cURus; HR402CD... cURus, TÜV; HR40...CA... cURus, TÜV; HR501C... and HR502C... cURus, CSA, EAC, VDE.
Note: HR502CA012 no certification.
Compliant with standards: IEC/EN/BS 61810-1.

General characteristics

HR5X... series sockets can have screw or Push-in terminals for quick wiring. A socket with pins for PCB is also available. Screw terminals are available in 2 versions: with contact terminals separated from the coil terminals or with NC contact terminals near the coil terminals.
Surge suppressor filters, parallel busbars and tags for wiring can be snap-fitted to the sockets intended for DIN rail mounting.

Operational characteristics

- Rated insulation voltage: 250V
- Rated impulse withstand voltage: 4kV
- Maximum current: 10A
- Terminal layout see page 24-10
- Operating temperature: -40...+70°C.

Certifications and compliance

Certifications obtained:

- Screw terminal sockets: cURus, CSA, EAC
- Push-in terminal sockets: cURus, EAC
- PIN terminal sockets: cURus

 Compliant with standards: IEC/EN/BS 61810-1.

HR5XS21S socket with Push-in technology
Push-in wiring without using a screwdriver for cables with end lugs. They guarantee fast wiring and clamping force maintained over time even in the presence of vibrations and/or shocks. To connect cables without end lug and for cables removal, a screwdriver needs to push the handy buttons.

Push-in wiring without using a screwdriver Cable removal with screwdriver

Industrial relays with LED state indicator and mechanical actuator



HR60...



HR60...

new

Order code	Control voltage	Contacts	Rated current	Description	Qty per pkg
			[A]		no.

Industrial relay and base ready assembled with LED state indicator and mechanical actuator.

HRA604CD024K4	24VDC	4 C/O	5	Screw terminals with retain/release clip	5
HRA604CA024K4	24VAC	4 C/O	5		5
HRA604CA230K4	230VAC	4 C/O	5		5

Industrial relays with LED state indicator and mechanical actuator.

HR602CD012	12VDC	2 C/O	7	Fitting on socket HR6XS2...	10
HR602CD024	24VDC	2 C/O	7		10
HR602CD048	48VDC	2 C/O	7		10
HR602CA012	12VAC	2 C/O	7		10
HR602CA024	24VAC	2 C/O	7		10
HR602CA110	110/120VAC	2 C/O	7		10
HR602CA230	230VAC	2 C/O	7		10
HR604CD012	12VDC	4 C/O	5	Fitting on socket HR6XS4...	10
HR604CD024	24VDC	4 C/O	5		10
HR604CD048	48VDC	4 C/O	5		10
HR604CA012	12VAC	4 C/O	5		10
HR604CA024	24VAC	4 C/O	5		10
HR604CA110	110/120VAC	4 C/O	5		10
HR604CA230	230VAC	4 C/O	5		10

General characteristics

HR60... type industrial relays are available in 2/4-changeover-contact versions. They are equipped with LEDs that indicate control voltage, a mechanical contact state indicator and a mechanical actuator. The actuator is particularly useful for performing functional tests; it can also keep the relay closed continuously.

Operational characteristics

- Rated insulation voltage: 250V
- Rated impulse withstand voltage: 4kV
- Relay control voltage: 12, 24 or 48VDC - 12, 24, 110/120 and 230VAC, 50/60Hz
- Max controllable current in AC-1 (2C/4C): 7/5A
- Maximum current (2C/4C): 7A/5A.

Certifications and compliance

Certifications obtained: cURus, CSA, EAC, VDE.
Compliant with standards: IEC/EN/BS 61810-1.

Sockets



HR6XS21 HR6XS41



HR6XS42
HR6XS41S

Order	Description	Qty per pkg
		no.

Sockets for relays (supplied without retain/release clip) for fitting on DIN rail or with screws.

Terminal layout see page 24-11.

For relays with 2 changeover contacts.

HR6XS21	Screw terminals, contact terminals all on upper side	10
HR6XS22	Screw terminals	10
HR6XS41S	Terminals with Push-in technology	10

For relays with 4 changeover contacts.

HR6XS41	Screw terminals, contact terminals all on upper side	10
HR6XS42	Screw terminals	10
HR6XS41S	Terminals with Push-in technology	10

General characteristics

HR6X... series sockets have screw terminals and are supplied in two versions for relays with 2 or 4 contacts. Surge suppressor filters and tags for writing can be plugged in to the sockets. They can be fixed on DIN rail or with screws.

Operational characteristics


- Rated insulation voltage: 250V
- Rated impulse withstand voltage: 4kV
- Maximum current: 10A
- Terminal layout see page 24-10 and 11
- Operating temperature: -40...+70°C

Certifications and compliance

Certifications obtained: cURus, CSA, EAC (CSA only for screw terminal sockets).
Compliant with standards: IEC/EN/BS 61810-1.

HR6XS41S socket with Push-in technology

Push-in wiring without using a screwdriver for cables with end lugs. They guarantee fast wiring and clamping force maintained over time even in the presence of vibrations and/or shocks. To connect cables without end lug and for cables removal, a screwdriver needs to push the handy buttons.



Push-in wiring without using a screwdriver

Cable removal with screwdriver

Accessories



HR6X88 HR6X87



HR5X30



HR6X78024



HR5X9002

Order	Description	Qty per pkg
		no.
HR6X87	Metal retaining clip	20
HR6X88	Plastic retain/release clip	20
HR6X30	Marker tag for sockets with screw terminals	100
HR5X30	Marker tag for sockets with Push-in terminals	100
HR6X78024	Plug-in surge suppressor filters. 6...24VDC with LED	10
HR6X77024	Plug-in surge suppressor filters. 6...24VAC/DC (RC)	10
HR6X77230	Plug-in surge suppressor filters. 110...230VAC/DC (RC)	10
HR5X9002	Bus jumper for A2 terminals; for Push-in terminal sockets only	10

❶ Not suitable for sockets with Push-in terminals.

8-pin and 11-pin industrial relays with LED state indicator and mechanical actuator



HR70...

Order code	Control voltage	Contacts	Rated current	Description	Qty per pkg
			[A]		no.

Industrial relays with LED state indicator and mechanical actuator. 8-pin type.

HR702CD024	24VDC	2 C/O	10	Fitting on socket HR7XS1	10
HR702CD048	48VDC	2 C/O	10	Fitting on socket HR7XS1	10
HR702CD110	110VDC	2 C/O	10	Fitting on socket HR7XS1	10
HR702CA024	24VAC	2 C/O	10	Fitting on socket HR7XS1	10
HR702CA110	110/120VAC	2 C/O	10	Fitting on socket HR7XS1	10
HR702CA230	230VAC	2 C/O	10	Fitting on socket HR7XS1	10

Industrial relays with LED state indicator and mechanical actuator. 11-pin type.

HR703CD024	24VDC	3 C/O	10	Fitting on socket HR7XS2	10
HR703CD048	48VDC	3 C/O	10	Fitting on socket HR7XS2	10
HR703CD110	110VDC	3 C/O	10	Fitting on socket HR7XS2	10
HR703CA024	24VAC	3 C/O	10	Fitting on socket HR7XS2	10
HR703CA110	110/120VAC	3 C/O	10	Fitting on socket HR7XS2	10
HR703CA230	230VAC	3 C/O	10	Fitting on socket HR7XS2	10

General characteristics

HR70... type industrial relays are available in 2 or 3 changeover versions. They are equipped with LEDs that indicate control voltage, mechanical contact state indicator and mechanical actuator. The actuator is particularly useful for performing functional tests; it can also keep the relay closed continuously. HR70... has high electrical endurance performance and lends itself to the most heavy-duty applications.

Operational characteristics

- Rated insulation voltage: 250V
- Rated impulse withstand voltage: 4kV
- Relay control voltage: 24 and 48VDC- 24, 110/120 and 230VAC, 50/60Hz
- Maximum current: 10A.

Certifications and compliance

Certifications obtained: cURus, CSA, EAC. Compliant with standards: IEC/EN/BS 61810-1.

Sockets



HR7XS1

HR7XS2

Order code	Description	Qty per pkg
		no.

Sockets for relays (supplied without retaining clip), for fitting on DIN rail or with screws. Terminal layout see page 24-11.

HR7XS1	8-pin for HR702C... Screw terminals	10
HR7XS2	11-pin for HR703C... Screw terminals	10

General characteristics

HR7X... series sockets have screw terminals and are supplied in two versions for relays with 2 or 3 contacts (8-pin – 11-pin). They can be fixed on DIN rail or with screws.

Operational characteristics

- Rated insulation voltage: 250V
- Rated impulse withstand voltage: 4kV
- Maximum current: 10A
- Operating temperature: -40...+70°C.

Certifications and compliance

Certifications obtained: cURus, CSA, EAC. Compliant with standards: IEC/EN/BS 61810-1.

Accessories



HR7X87

Order code	Description	Qty per pkg
		no.

HR7X87	Metal retaining clip	20
---------------	----------------------	----

Power relays with Atex certificate



HR80...

new

new

new

new

Order code	Control voltage	Contacts	Rated current	Characteristics	Qty per pkg
			[A]		no.

① 3A for NC contact.

General characteristics

The HR80... power relays, thanks to the Atex certification, are particularly suitable for refrigeration systems that use propane gas. The compact structure and the front Faston terminals make them easy to install even in small spaces and speed up wiring.

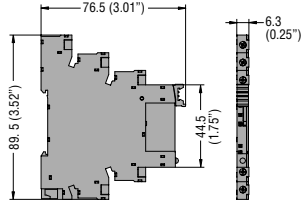
Operational characteristics

- Rated insulation voltage: 250V (277V for UL)
- Rated impulse withstand voltage:
 - 4kV between contacts and coil
 - 1.5kV between open contacts
 - 2kV between poles
- Max current 30A for NO contacts; 3A for NC contacts
- Faston terminals 6.3x0.8mm.

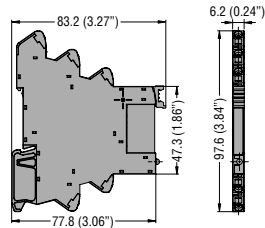
Certifications and compliance

Certifications obtained: cURus, Atex. Compliant with standards: IEC/EN/BS 61810-1.

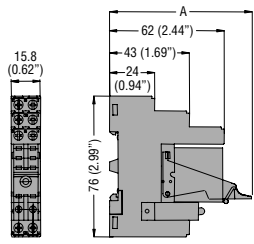
HRA10... - HR10... - HR20 with socket HR1XS...



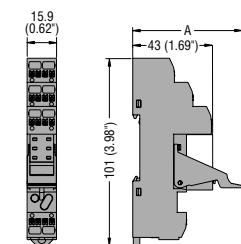
HRA101CE024S with socket HR1XS...S



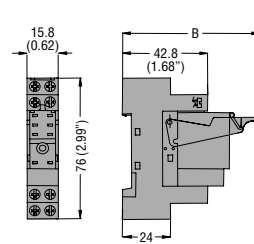
**HR30... - HRA30... - HR40... - HR50...
HRA50... with socket HR5XS21**



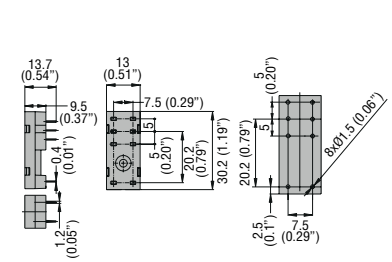
**HR30... - HRA30... - HR40... - HR50...
HRA50... with socket HR5XS21S**



**HR30... - HR40... - HR50...
with socket HR5XS22**



HR5XS21P

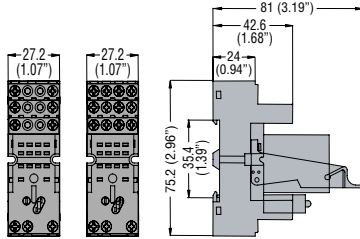


A: 64mm (2.52") with HR3X88
75mm (2.95") with XR5X88

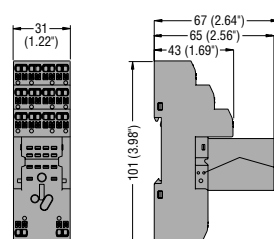
A: 60mm (2.36") with HR3X88
70mm (2.75") with XR5X88

B: 57.5mm (2.26") with HR3X88
68mm (2.68") with XR5X88

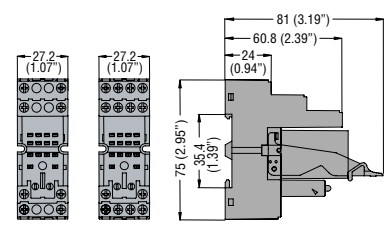
HR60... with socket HR6XS21 - HR6XS41



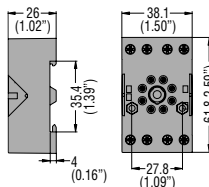
HR602C... - HR604C... with socket HR6XS41S



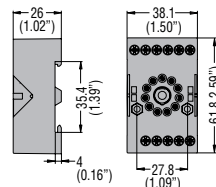
HR60... - HRA60... with socket HR6XS22 - HR6XS42



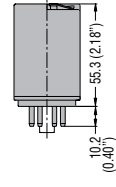
HR7XS1



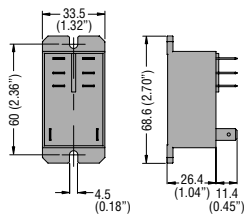
HR7XS2



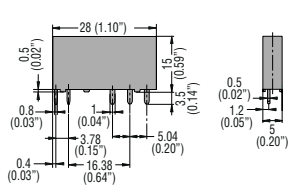
HR702C... - HX703C...



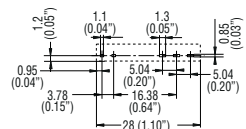
HR8020... - HX802C...



HR10 - HR20




PCB layout

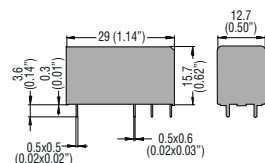


Connections

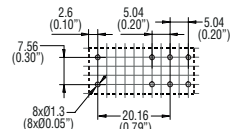
1 changeover contact



HR30




PCB layout

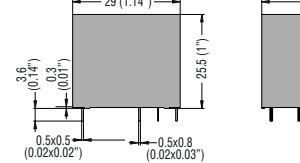


Connections

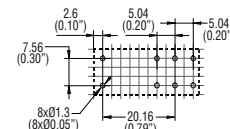
1 changeover contact




HR40 - HR50



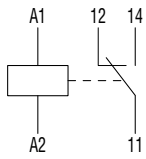
PCB layout



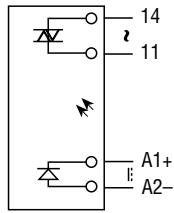
2 changeover contacts



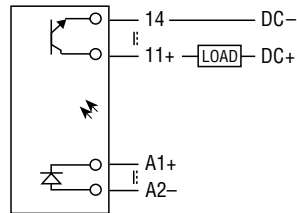
HR101C..., HRA101C...



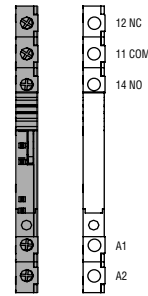
HR201A...



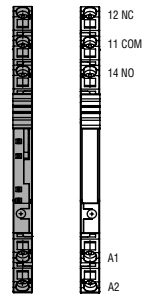
HR201D...



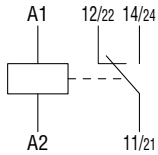
HR1XS...



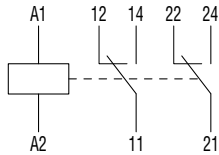
HR1XS...S



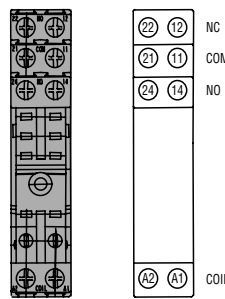
HR301C...



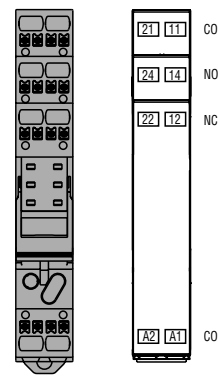
HR302C... - HRA302C...



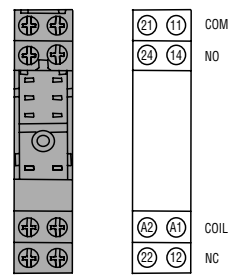
HR5XS21



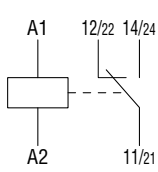
HR5XS21S



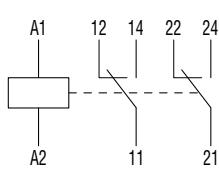
HR5XS22



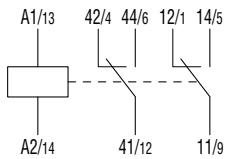
HR401C... - HR501C...



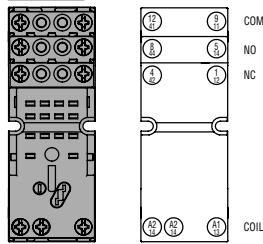
HR402C... - HR502C... - HRA502C...



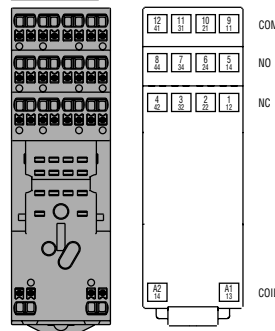
HR602C... - HRA602C...



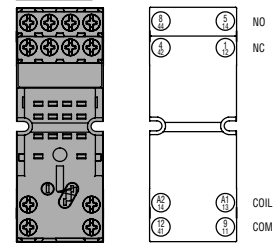
HR6XS21



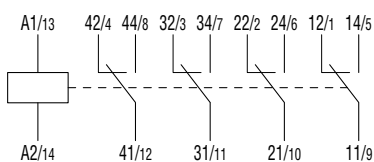
HR6XS41S



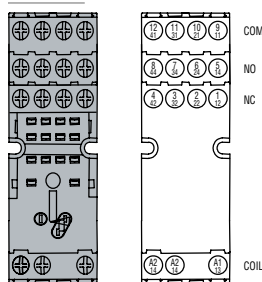
HR6XS22



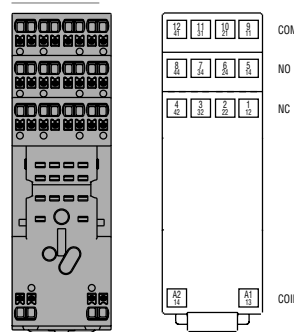
HR604C...



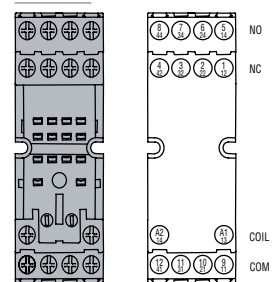
HR6XS41



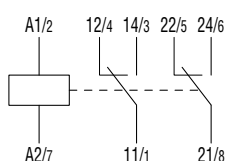
HR6XS41S



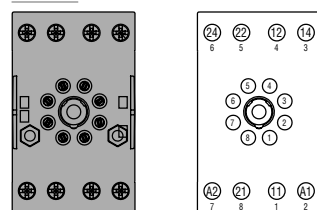
HR6XS42



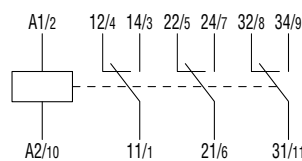
HR702C...



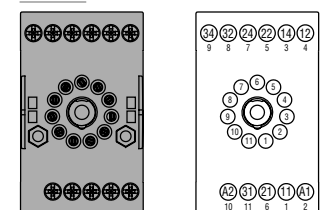
HR7XS1



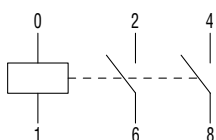
HR703C...



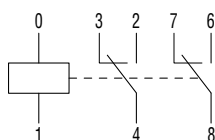
HR7XS2



HR8020...



HR802C...



Type		HRA10.. HR10...	HR201AS024	HR201DS024	HR301C...	HR302C...	HR401CD...	HR402CD...	
CHARACTERISTICS OF THE CONTACTS									
Contact configuration		1 C/O	1 static	1 static	1 C/O	2 C/O	1 C/O	2 C/O	
Rated insulation voltage U_i	V	250	2500 (in/out)	2500 (in/out)	250	250	250	250	
Rated impulse withstand voltage U_{imp}	kV	4	4	1.5	6	6	4	5	
Conventional free air thermal current I_{th}	A	6	2	4	16 ^②	8	16 ^②	10	
Maximum instantaneous current	A	20 (500ms)	40 (10ms)	48 (10ms)	60 ^①	20 ^①	60	26	
Rated operating voltage AC1	VA	1500	④	–	4000	2000	4000	2500	
Rated operating voltage AC15 (230VAC)	VA	360	④	–	300 ^①	150 ^①	500	400	
Single-phase motor control (230VAC)	kW	0.186	④	–	0.4	0.2	0.37	0.3	
Rated operating voltage DC1: 30/110/220V	A	6 / 0.2 / 0.12	–	⑤	12 / 0.3 / 0.1	8 / 0.3 / 0.1	10 / 0.3 / 0.12	8 / 0.3 / 0.12	
Minimum switching load	V / mA	5 / 100	24 / 0.1	3 / 0.02	5 / 100		5 / 100		
Contact impedance	mΩ	100	–	–	100		100		
Contact material		Ag/Ni	–	–	Ag/SnO ₂		Ag/SnO ₂		
Max socket terminal tightening torque	Nm	0.5			0.6		0.6		
Socket screw tightening tool (cross / flat blade)		Phillips 0 / 3.5mm			Phillips 1 / 4.5mm ^③		Phillips 1 / 4.5mm ^③		
Wire section on sockets with screw or Push-in terminals (min...max)	mm ²	0.5...1.5			0.5...2.5		0.5...2.5		
	AWG	20...16			20...14		20...14		
OPERATING TIMES									
Closing	ms	≤8	10	0.3	< 10		< 15		
Opening	ms	≤4	10	0.3	< 5		< 5		
ENDURANCE									
Mechanical	Cycles	10,000,000	Theoretically infinite		10,000,000		10,000,000		
Electrical with load AC1	Cycles	30,000 ^①	Theoretically infinite		50,000 ^①		100,000 ^①		
COIL CHARACTERISTICS									
Average coil consumption AC (50/60Hz) at 20°C	VA	0.2	–	–	0.9		–	–	
Average coil consumption DC at 20°C	W	0.2	–	–	0.45		0.7	0.5	
Operating range	closing (% U_n)	≥75	80...120	80...120	70...110AC / 75...110DC		75...110	75...110	
	opening (% U_n)	≥5			20...55AC / 10...30DC		10...30	10...30	
Maximum cycle frequency	cycles/h	10,000	>100,000	>100,000	3,600		3,600	3,600	
AMBIENT CONDITIONS									
Operating temperature	°C	-40...+70	-30...+80		-40...+85		-40...+85		
Storage temperature	°C	-40...+80	-30...+100		-40...+85		-40...+85		
Fitting position		Any							
OTHER CHARACTERISTICS									
Indicator LED		Yes (on the socket)			No		No		
Mechanical contact position indicator		No			No		No		
Mechanical test actuator		No			No		No		
Socket fixing		On 35mm DIN rail			On 35mm DIN rail and with screws				

- ① NO contact.
- ② Maximum socket current of 10A.
- ③ 2.5mm flat blade for versions with Push-in terminals.
- ④ 2A output 24...280VAC.
- ⑤ 4A output 3...28VDC.

24 General purpose relays

Technical characteristics

	HR401CA...	HR402CA...	HR501C...	HR502C...	HR602C...	HR604C...	HR702C...	HR703C...	HR8020...	HR802C...
	1 C/O	2 C/O	1 C/O	2 C/O	2 C/O	4 C/O	2 C/O	3 C/O	2 NO	2 C/O
	250	250	250		500		250		250	
	4	4	6		4		6		4	
	10	5	16⊕	8	7	5	10	10	30	30 NO (3 NC)
	-	-	20⊕	10⊕	-	-	-	-	-	-
	2500	1250	4000	2000	1750	1250	2500	2500	-	-
	-	-	150⊕	150⊕	150⊕	150⊕	500	500	-	-
	0.25	0.12	0.1	-	0.37	0.37	1.2	1.2	2.2	2.2
	-	-	12 / 0.3 / 0.1	8 / 0.3 / 0.1	12 / 0.3 / 0.1	8 / 0.3 / 0.1	10 / - / -	10 / - / -	-	-
	5 / 100		5 / 100		5 / 100		5 / 100		-	
	50		100		100		100		50	
	Ag/SnO ₂		Ag/Ni		Ag/Ni		Ag/Ni		Ag/SnO ₂	
	0.6		0.6		0.6		0.6		-	
	Phillips 1 / 4.5mm⊕		Phillips 1 / 4.5mm⊕		Phillips 1 / 4.5mm		Phillips 1 / 4.5mm		-	
	0.5...2.5		0.5...2.5		0.5...2.5		0.5...2.5		-	
	20...14		20...14		20...14		20...14		-	
	< 20		< 15		< 25		< 30		25	
	< 10		< 15		< 25		< 30		25	
	10,000,000		10,000,000		20,000,000		5,000,000		5,000,000	
	100,000⊕		30,000⊕		50,000⊕	100,000	100,000		100,000	
	1		1		1.7		3		4	
	-		0.4		1.1		1.5		1.7	
	80...110		70...110AC / 75...110DC		70...110AC / 75...110DC		70...110AC / 75...110DC		80...110	
	> 10		20...55AC / 10...30DC		20...55AC / 10...30DC		20...55AC / 10...30DC		20...55	
	1,800		3,600		3,600		3,600		360	
	-40...+85		-40...+70		-40...+70		-40...+55		-40...+85	
	-40...+85		-40...+85		-40...+80		-40...+70		-40...+85	
	Any									
	No		Yes		Yes		Yes		No	
	No		Yes		Yes		Yes		No	
	No		Yes		Yes		Yes		No	
	On 35mm DIN rail and with screws		On 35mm DIN rail and with screws		On 35mm DIN rail and with screws		On 35mm DIN rail and with screws		Screw fixing	