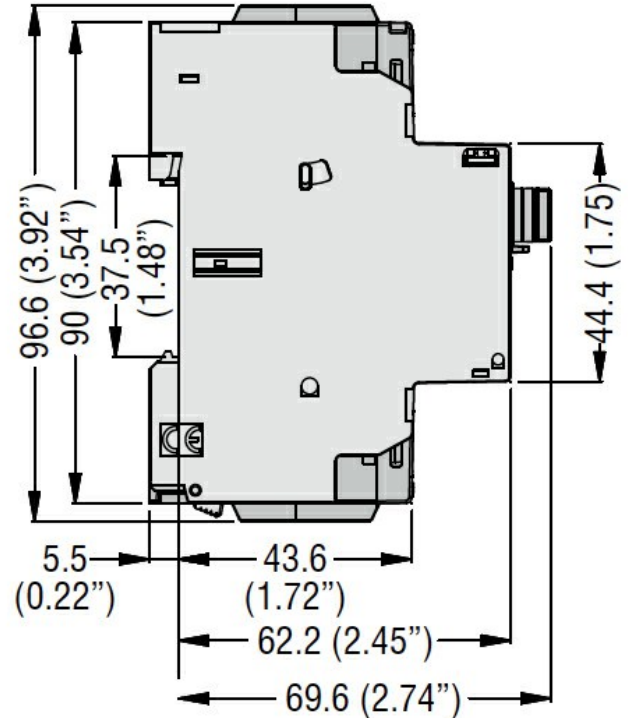
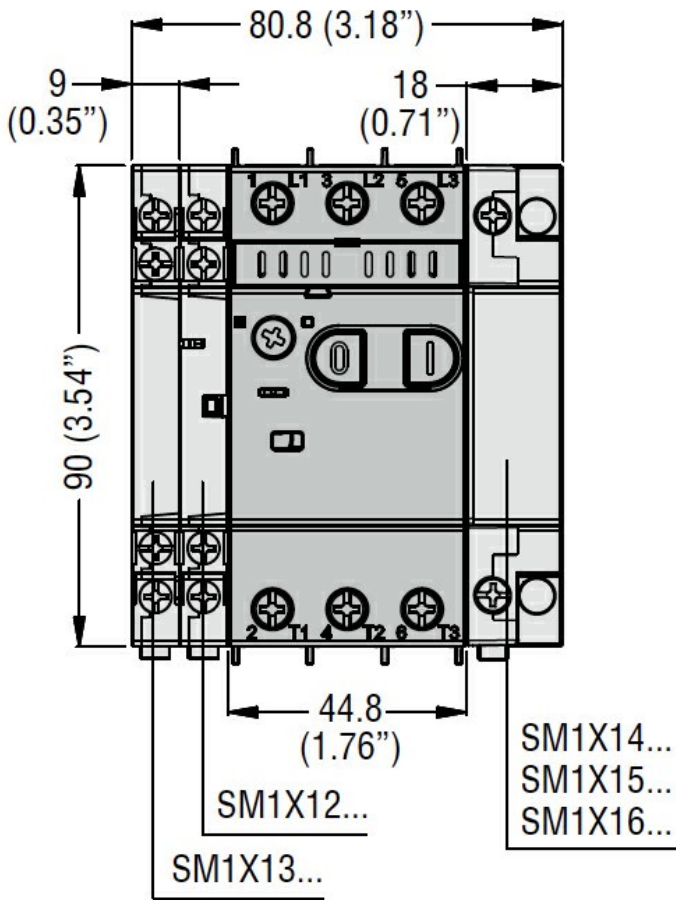




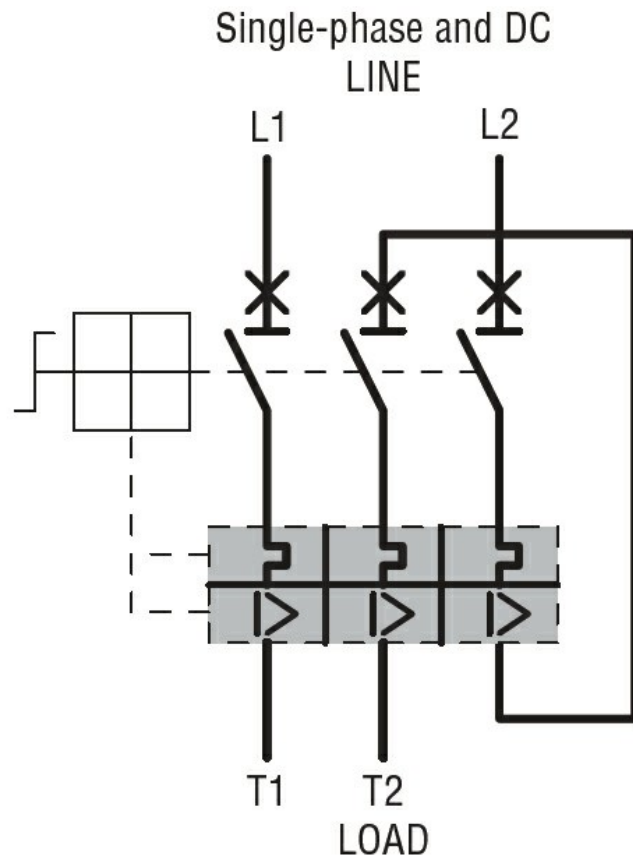
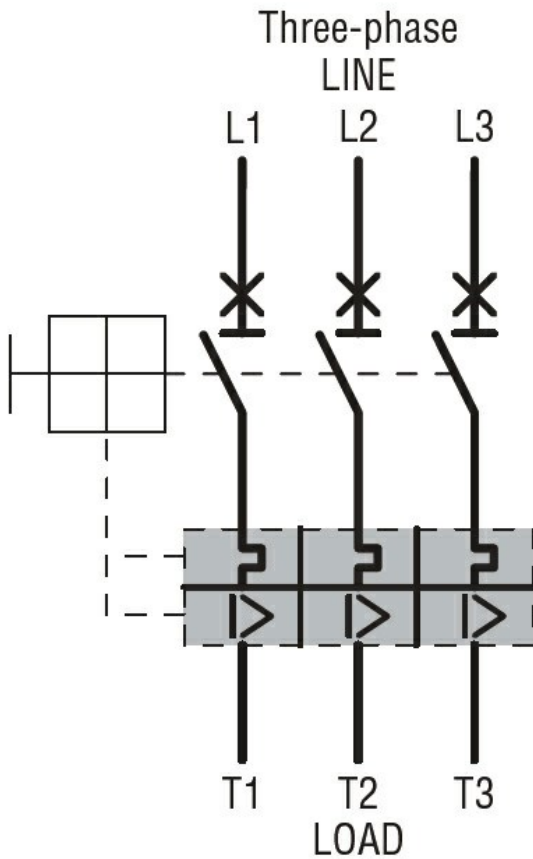
Product designation				Motor protection circuit breaker SM1P
Product type designation				SM1P
Electrical features				
Number of poles	Nr.			3
Magnetic protection				yes
Thermal protection				yes
Phase failure detection				yes
Rated insulation voltage U_i IEC/EN	V			690
Rated impulse withstand voltage U_{imp}	kV			6
Rated frequency	Hz			50/60
Thermal trip adjustment range				0.4...0.63
Rated current (I_n)	A			0.63
Magnetic tripping				13 x I_n
Total power dissipation	W			1.95
Operational short-circuit current breaking capacity (I_{cs}) at AC				
	230V	kA	100	
	400V	kA	100	
	440V	kA	100	
	500V	kA	100	
	690V	kA	100	
Maximum short-circuit current breaking capacity (I_{cu}) at AC				
	230V	kA	100	
	400V	kA	100	
	440V	kA	100	
	500V	kA	100	
	690V	kA	100	
Tripping class			10A	
IEC Utilization category			A	
Operations				
Mechanical life		cycles	100000	
Electrical life		cycles	100000	
Mechanical features				
Tightening torque for terminals				
	min	Nm	2.5	
	max	Nm	3	
	min	lbin	22	
	max	lbin	26.5	
Max number of wires simultaneously connectable		Nr.	2	
Conductor section				
	AWG/Kcmil			
		min	16	
		max	8	
	Flexible w/o lug conductor section			
		min	mm ²	1

Flexible c/w lug conductor section	min	mm ²	1
Flexible with insulated spade lug conductor section	min	mm ²	1
Screwdriver			PH2
Power terminal protection according to IEC/EN 60529			IP20
Cable stripping length	main circuit	mm	1
Ambient conditions			
Temperature			
Operating temperature	min	°C	-20
	max	°C	+60
Storage temperature	min	°C	-50
	max	°C	+80
Compensation temperature	min	°C	-20
	max	°C	+50
Max altitude		m	3000
Operating position	normal allowable		Vertical plan Any
Fixing			Screw / DIN rail 35mm
Weight		g	280
UL technical data			
Motor Disconnect	at 240V	kA	50
	at 480V	kA	50
	at 600V	kA	50
	protection		Fuse or CB
Group Motor Installation	at 240V	kA	50
	at 480V	kA	50
	at 600V	kA	50
	protection		Fuse or CB
Tap Conductor Protection	at 480Y/277V	kA	50
	at 600Y/347V	kA	50
UL508 / UL 60947-4-1 Manual Self Protected Combination Motor Controller (Type E) Short circuit current	at 240V	kA	50
	at 480Y/277V	kA	50
	at 600Y/347V	kA	50
Maximum UL/CSA horsepower ratings single-phase	110V-120V	HP	-
	220V-240V	HP	-
Maximum UL/CSA horsepower ratings three-phase, 3-pole	200V-208V	HP	-
	220V-240V	HP	-
	440V-480V	HP	-
	550V-600V	HP	-

Dimensions



Wiring diagrams



Certifications and compliance

Certifications

CSA C22.2 n° 14

IEC/EN 60947-1

IEC/EN 60947-2

IEC/EN 60947-4-1

UL508

Compliance

cULus

EAC

ETIM classification

ETIM 8.0

EC000074 -
Motor protection
circuit-breaker