



Product designation

Motor protection
circuit breaker
SM1R

Product type designation

Electrical features

Number of poles	Nr.	3
Magnetic protection		yes
Thermal protection		yes
Phase failure detection		yes
Rated insulation voltage U_i IEC/EN	V	690
Rated impulse withstand voltage U_{imp}	kV	6
Rated frequency	Hz	50/60
Thermal trip adjustment range		1.6...2.5
Rated current (I_n)	A	2.5
Magnetic tripping		13 x I_n
Total power dissipation	W	1.63

Operational short-circuit current breaking capacity (I_{cs}) at AC

230V	kA	100
400V	kA	100
440V	kA	100
500V	kA	100
690V	kA	10

Maximum short-circuit current breaking capacity (I_{cu}) at AC

230V	kA	100
400V	kA	100
440V	kA	100
500V	kA	100
690V	kA	10

Tripping class

10A

IEC Utilization category

A

Operations

Mechanical life	cycles	100000
Electrical life	cycles	100000

Mechanical features

Tightening torque for terminals

min	Nm	2.5
max	Nm	3
min	lbin	22
max	lbin	26.5

Max number of wires simultaneously connectable

Nr. 2

Conductor section

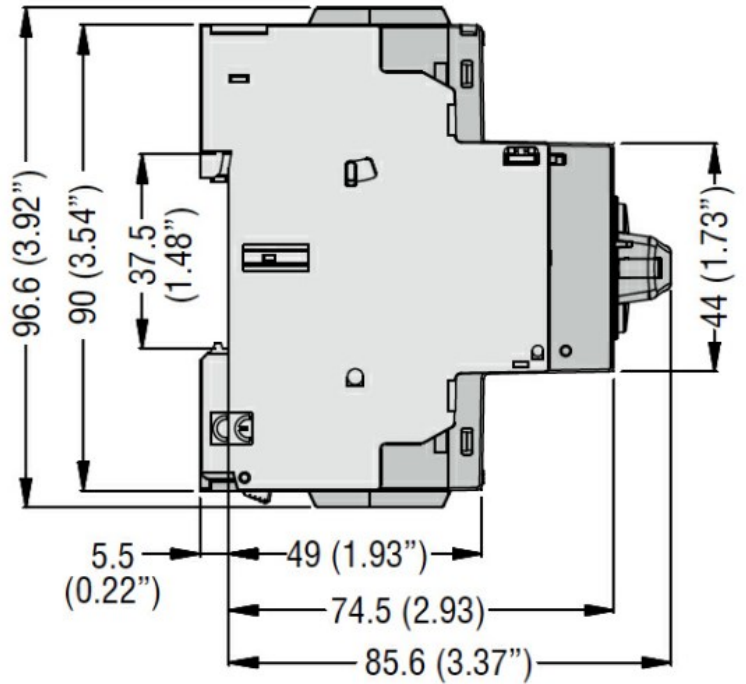
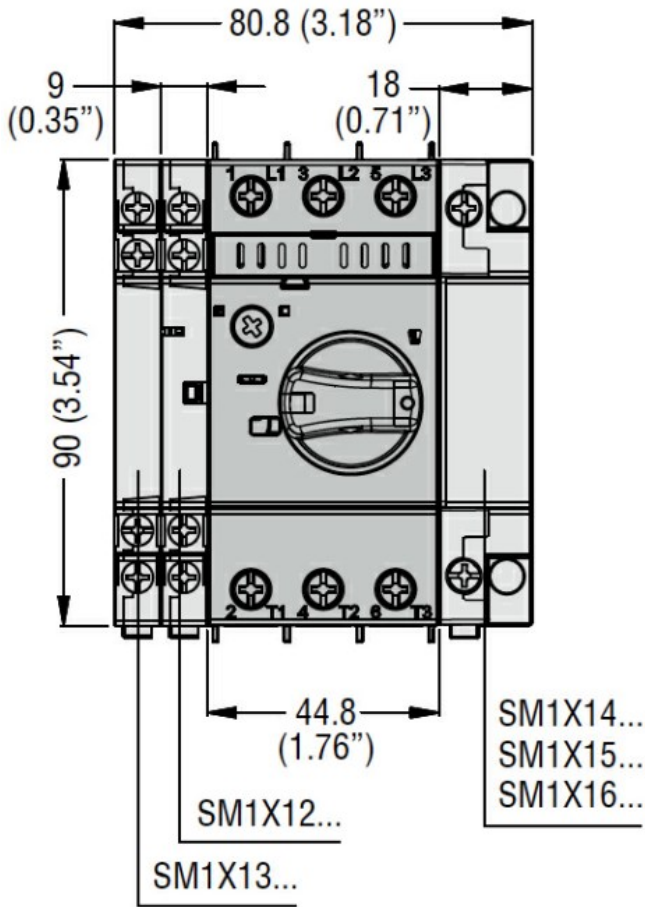
AWG/Kcmil

min	16
max	8

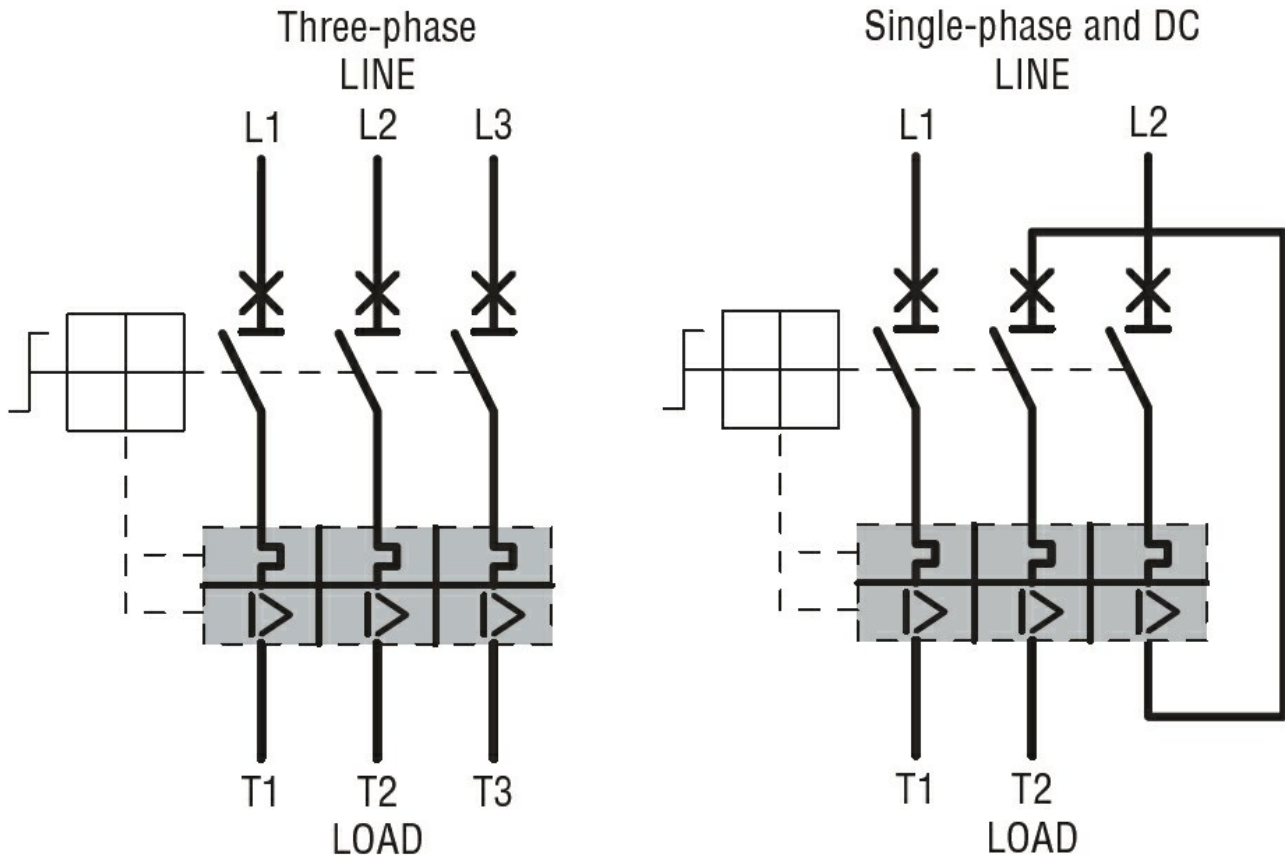
Flexible w/o lug conductor section

min	mm ²	1
-----	-----------------	---

Flexible c/w lug conductor section	min	mm ²	1
Flexible with insulated spade lug conductor section	min	mm ²	1
Screwdriver			PH2
Power terminal protection according to IEC/EN 60529			IP20
Cable stripping length	main circuit	mm	1
Ambient conditions			
Temperature			
Operating temperature	min	°C	-20
	max	°C	+60
Storage temperature	min	°C	-50
	max	°C	+80
Compensation temperature	min	°C	-20
	max	°C	+50
Max altitude		m	3000
Operating position	normal allowable		Vertical plan Any
Fixing			Screw / DIN rail 35mm
Weight		g	320
UL technical data			
Motor Disconnect	at 480V protection	kA	30
	at 600V protection	kA	30
			Fuse or CB
Group Motor Installation	at 480V protection	kA	30
	at 600V protection	kA	30
			Fuse or CB
Tap Conductor Protection	at 480Y/277V	kA	30
	at 600Y/347V	kA	30
UL508 / UL 60947-4-1 Manual Self Protected Combination Motor Controller (Type E) Short circuit current	at 240V	kA	30
	at 480Y/277V	kA	30
	at 600Y/347V	kA	30
Maximum UL/CSA horsepower ratings single-phase	110V-120V	HP	-
	220V-240V	HP	1/6
Maximum UL/CSA horsepower ratings three-phase, 3-pole	200V-208V	HP	1/2
	220V-240V	HP	1/2
	440V-480V	HP	1
	550V-600V	HP	1.5
Dimensions			



Wiring diagrams



Certifications and compliance

Certifications

CSA C22.2 n° 14

IEC/EN 60947-1

IEC/EN 60947-2

IEC/EN 60947-4-1

UL508

Compliance

cULus

EAC

ETIM classification

ETIM 8.0

EC000074 -
Motor protection
circuit-breaker