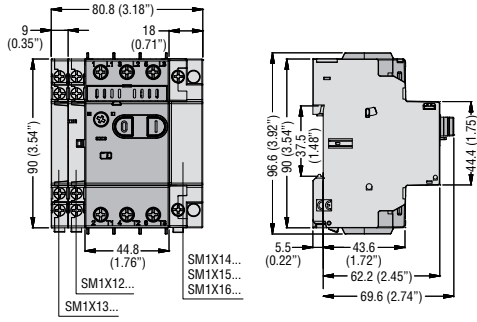


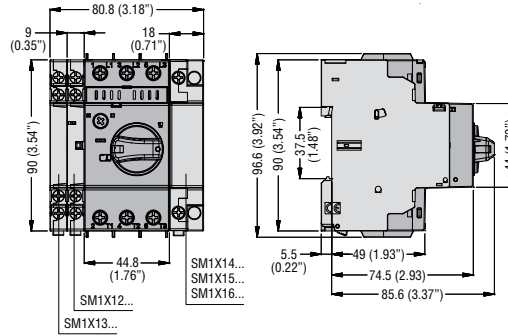
# 1 Motor protection circuit breakers

Dimensions [mm (in)]

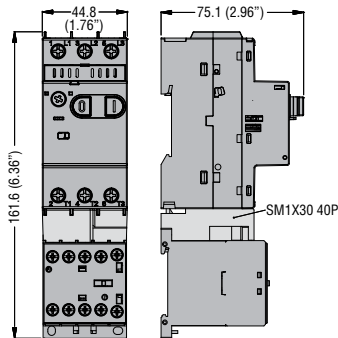
**SM1P... with side-mount auxiliary contacts**



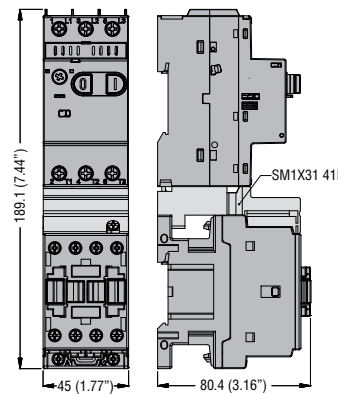
**SM1R... with side-mount auxiliary contacts**



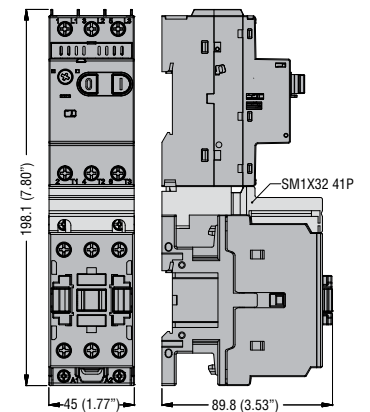
**SM1P... with BG... mini-contacts and connection SM1X30 40P**



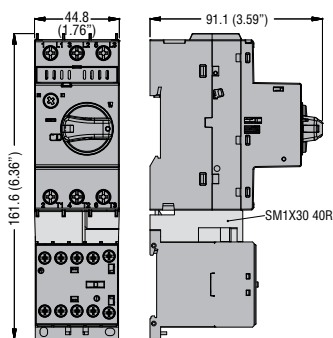
**SM1P... with BF09 A...BF25 A... contactors and connection SM1X31 41P**



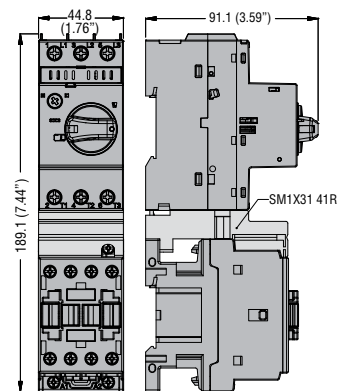
**SM1P... with BF26 A...BF38 A... contactors and connection SM1X32 41P**



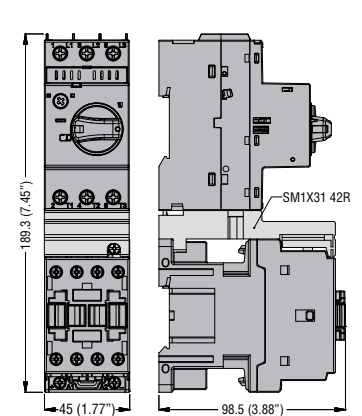
**SM1R... with BG... mini-contacts and connection SM1X30 40R**



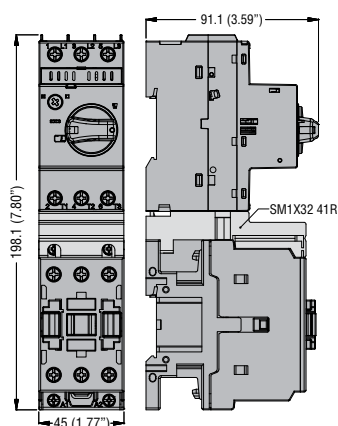
**SM1R... with BF09 A...BF25 A... contactors and connection SM1X31 41R**



**SM1R... with BF09 D...BF25 D... contactors BF09 L...BF25 L... and connection SM1X31 42R**



**SM1R... with BF26 A...BF38 A... contactors and connection SM1X32 41R**



**SM1R... padlockable door coupling handle SM1X18 200R or SM1X18B 200R**

