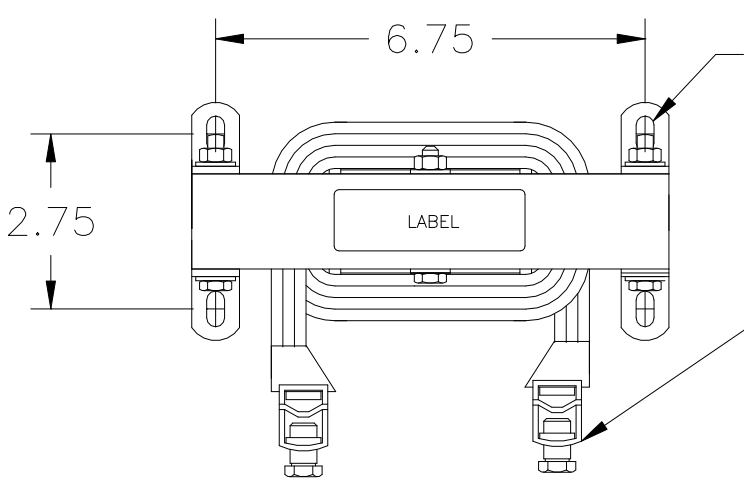


FILE:

INDUCTANCE	LOSSES	WEIGHT
0.09mH	Watts	24 Lbs

NO.	CHANGE DESCRIPTION	BY	DATE	C'K'D
03	REVISED PER ECR 7175, ADDED CD	RS	8/23/10	



0.28 x 0.56  
(4 SLOTS)

WIRE RANGE: 00-500 MCM

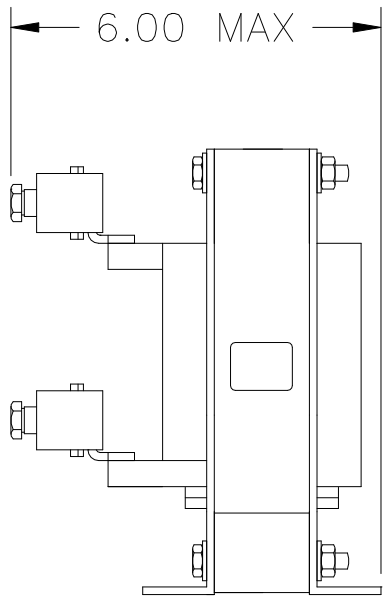
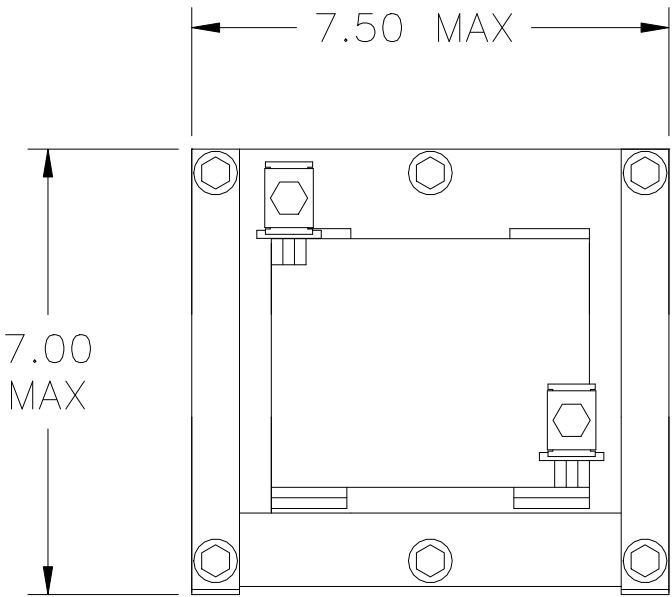
CAUTION-TERMINAL SCREW TIGHTENING TORQUE:

00 = 180 in-lb MAX.

000-0000 = 250 in-lb MAX.

250-350 MCM = 325 in-lb MAX.

500 MCM = 375 in-lb MAX.



UNLESS OTHERWISE SPECIFIED, DIMENSIONS ARE IN INCHES [mm]  
AND TOLERANCES ARE:

DECI.	FRAC.
ANGLES	DRILLED HOLES

PART NAME:	DC LINK CHOKE
DESCRIPTION:	OUTLINE DIMENSION
FINISH:	

MTE CORPORATION MENOMONEE FALLS, WISCONSIN			REV. 03
CD 240RB001			
SCALE	NTS	DATE 03/31/00	C'K'D
REF.		DR. BY PW	APP'D