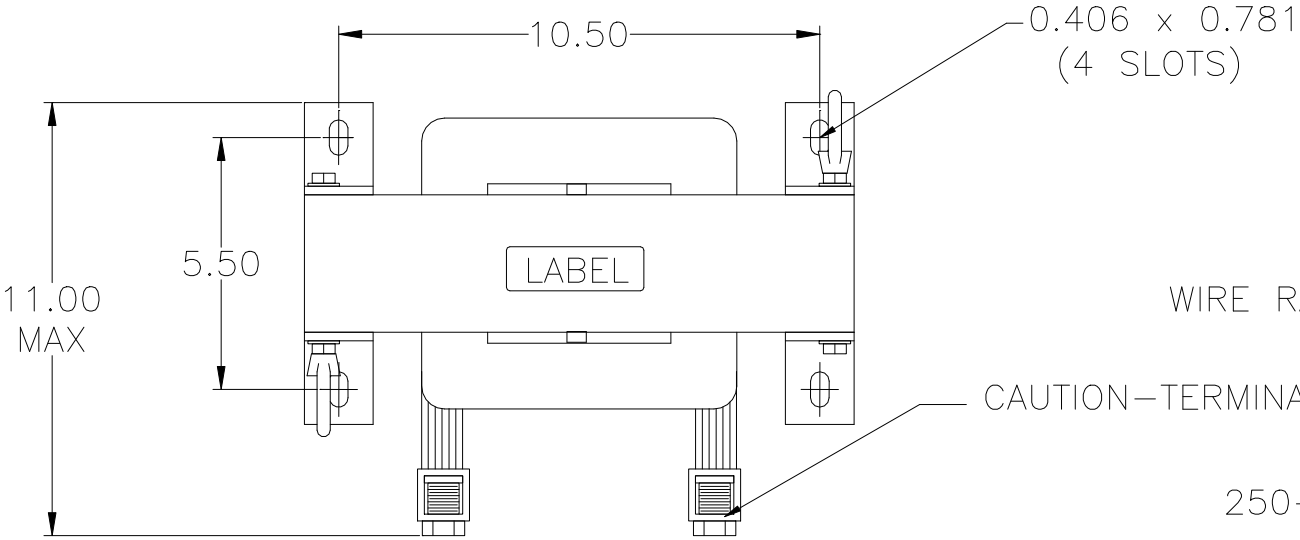


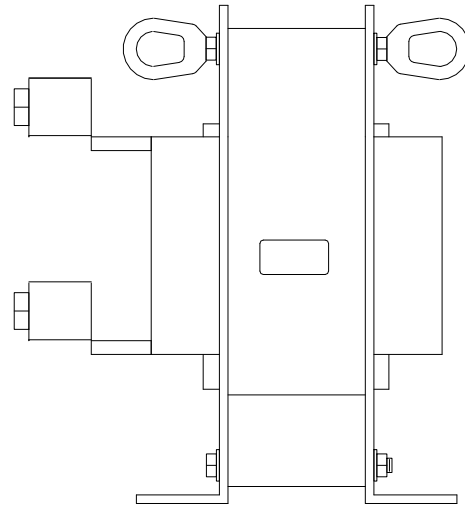
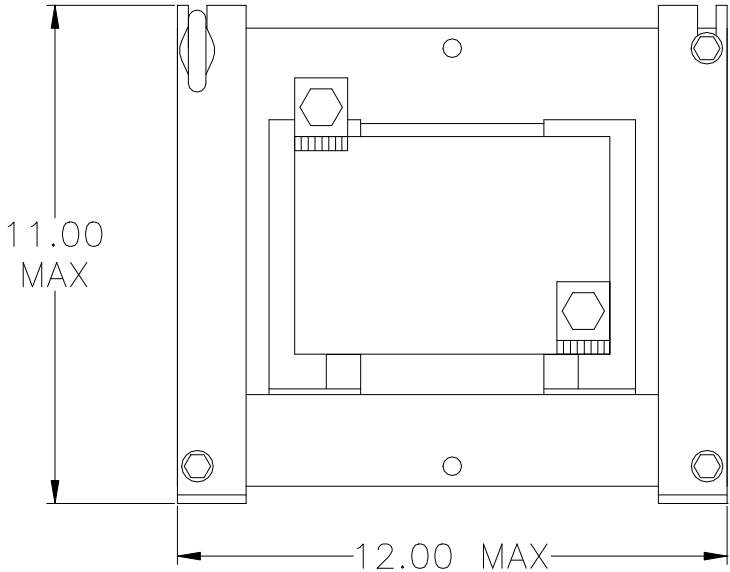
FILE:	INDUCTANCE	LOSSES	WEIGHT	NO.	CHANGE DESCRIPTION	BY	DATE	C'K'D
	0.35 mH	93 Watts	115 Lbs					
				03	REVISED PER ECR 7175, ADDED CD	RS	8/23/10	



WIRE RANGE: 00–500 mcm

CAUTION—TERMINAL SCREW TIGHTENING TORQUE:

00	=	180 in-lb MAX.
000–0000	=	250 in-lb MAX.
250–350 mcm	=	325 in-lb MAX.
500 mcm	=	375 in-lb MAX.



UNLESS OTHERWISE SPECIFIED, DIMENSIONS ARE IN INCHES [mm] AND TOLERANCES ARE:				DC LINK CHOKE				MTE CORPORATION MENOMONEE FALLS, WISCONSIN			
				PART NAME:				CD 240RB003			
				DESCRIPTION:				REV. 03			
DECIMAL				OUTLINE DIMENSION				SCALE NTS		DATE 11/03/99	
ANGLES				FINISH:				REF.		DR. BY CHL	
DRILLED HOLES										APP'D	